Sa-Dhan
Fostering Inclusive Impact Finance

THE BHARAT MICROFINANCE REPORT 2026

Supported by:

NABARD

NABARD

Small Savings Shared Strength Stronger Futures

Around 17 crore
rural households reached through the SHG-Bank Linkage Programme.

145.6 lakh
Self-Help Groups with savings in banks

NABARD: Empowering SHGs to create livelihoods, build enterprises, and achieve financial self-reliance.

The Bharat Microfinance Report 2026

Sa-Dhan
Fostering Inclusive Impact Finance

D-26, Ground Floor, South Extension Part-II
New Delhi - 110049 (India)
T: +91 11 47174400 | F: +91 11 47174405
E-mail: info@sa-dhan.org, sro@sa-dhan.org
W: www.sa-dhan.net

Vision

Promoting an economically and socially empowered inclusive society.

Mission

To promote and foster inclusive impact finance institutions to support low income households, particularly women, to achieve stable livelihoods, improve their social and financial well-being and quality of life and fulfill Sustainable Development Goals.

© Copyright reserved Sa-Dhan
2026

Developed & Published by:
Sa-Dhan

Printed by:
Elegant Enterprises
Tel : 8860127811 | E-mail : anilselegant@gmail.com

Disclaimer:
The views expressed in this publication do not necessarily reflect the opinions/views of any of the insitutions referred to and they are not to be held responsible for the opinions/views in this report.

MESSAGE

Microfinance is transforming the lives of millions across India, opening doors to the formal financial world for women, farmers, artisans and other underserved communities. By leveraging grassroots collectives like Self-Help Groups and Joint Liability Groups, it provides collateral-free credit that fuels their dreams and enables them to achieve financial independence. Beyond funding small businesses, these initiatives build lasting financial resilience and create new pathways to a better standard of living.

Sa-Dhan, as a national association and a Self-Regulatory Organisation (SRO) for microfinance institutions, has worked towards the development of the microfinance sector in the country ever since it was formed in 1999. As part of this work, it has been bringing out a comprehensive report on the microfinance sector for more than 20 years, and I am pleased that NABARD has supported this initiative for several years now. This year too, I am glad that NABARD continues to be part of this publication.

The report offers a 360-degree view of microfinance in the country, covering the changing landscape of India's microfinance sector through key initiatives and delivery channels such as the SHG–Bank Linkage Programme, Joint Liability Group (JLG) financing, the Business Correspondent (BC) model, the Co-lending model, and other emerging approaches to financial service delivery. I am sure this report will benefit policymakers, regulators, investors, funders and practitioners alike.

Considering the transformative role played by the microfinance sector in the rural economy, NABARD has supported it through both funding and developmental activities aimed at strengthening the sector. Recently, NABARD launched the Microfinance Accelerator Programme (MAP) along with Sa-Dhan, with the aim of strengthening smaller MFIs and enabling them to play a bigger role in their niche areas. I am happy that the programme has taken off well.

NABARD is committed to supporting financial inclusion in the country, and microfinance has a major role to play. The SHG–Bank Linkage Programme, the largest microfinance programme in the world, was initiated by NABARD in 1992 with this intention, and it has now gone far beyond its initial objectives, transforming the lives of the poor.

I am happy that the Bharat Microfinance Report 2026 is being released on the occasion of the 21st Sa-Dhan National Conference. With its rich repository of data, analytics, and insights, Bharat Microfinance Report 2026 will serve as a valuable resource for policymakers, regulators, financial institutions, researchers, development practitioners, and all those interested in advancing inclusive finance. I extend my best wishes to Sa-Dhan and all the stakeholders of the microfinance sector as they continue to advance the cause of financial inclusion, expand economic opportunities for underserved communities, and foster sustainable and equitable growth across India's rural and semi-urban regions.

Dr. Shaji Krishnan V.
Chairman, NABARD

Preface

The **Bharat Microfinance Report (BMR)** is a one-stop document on the microfinance sector in India brought out by Sa-Dhan with the support of NABARD. Over the years, the BMR has established itself as an important reference document for policymakers, regulators, financial institutions, funders, development agencies, practitioners, researchers and other stakeholders. The comprehensive coverage, sectoral data and analysis in the report provide an informed understanding of the scale, outreach, performance and emerging trends shaping India's microfinance landscape.

The BMR 2026 is brought out at an important juncture for the Indian microfinance sector. The industry has been navigating a period of degrowth and slow performance, on account of the increased credit stress, concerns of household indebtedness and multiple lending, caused over the last two years. The guardrails prescribed by the SROs have, on the one hand, put a control on indiscriminate lending but, at the same time, restricted loan sourcing. This also added to the slow growth during the year. But thankfully, by the end of the year, we have started seeing a turnaround with better credit quality and healthy practices.

The BMR presents a comprehensive overview of the microfinance sector during FY 2025-26 with detailed analysis and graphical presentations. The information for the report has been obtained from Equifax India, one of the credit information companies, and also from the micro lending institutions (MLIs) directly. The data for detailed analysis is obtained from the individual MFIs and is presented in the report.

I am pleased to acknowledge the continuing support of **NABARD** in the compilation and publication of the BMR for the past several years. Like last year, the BMR will be digitized and hosted on the NABARD website as a microsite, which will give the report more accessibility to a wider range of stakeholders. We thank NABARD for its continued support to the BMR.

Microfinance and Financial Inclusion

Microfinance continues to play an important role in India's financial inclusion journey by providing access to formal credit to low-income households, particularly those in rural and underserved areas, who were otherwise outside the formal banking fold. The doorstep delivery model of MLIs enables millions of borrowers to access credit for livelihood and income-generating activities as well as for other essential household requirements with ease and convenience.

At the same time, the feet-on-the-street model in microfinance makes the operating cost higher, adding to the overall pricing of these loans. It is time to adopt technology and bring down the operating cost and enhance efficiency, ensuring the field connect is intact.

India's microfinance ecosystem has evolved around two major models. The first is the Self-Help Group (SHG)-Bank Linkage Programme, pioneered by NABARD in 1992. The second is the Microfinance Institution-led Joint Liability Group (JLG) model, which developed alongside the SHG movement and has emerged as a major channel for delivering microcredit. Over the years, both models have expanded considerably and have become important instruments for improving access to finance and promoting livelihoods among low-income households.

The SHG-Bank Linkage Programme, adopted and implemented under the DAY-NRLM framework of the Ministry of Rural Development for its poverty alleviation programme, has increasingly moved beyond the traditional areas to reach most of the geographies in the country. It has also gone beyond the savings-and-credit model towards enterprise development, livelihood promotion and women's economic empowerment. As per the NABARD report, the outstanding bank credit to SHGs stood at ₹3.33 trillion as of March 2026, reflecting the importance of the SHG ecosystem in rural financial inclusion.

The JLG-led model, propagated by MFIs, was an attempt to develop an alternative channel to the formal banking system for meeting the credit needs of the poor people. Despite the fact that this model has faced several challenging times, it has shown its resilience and grown into a major credit intermediation programme with diverse ecosystem players like NBFC-MFIs, other NBFCs, Section 8 institutions, Banks, Small Finance Banks and Business Correspondents as part of it. The sector experienced a significant moderation during FY 2025-26 and reached ₹3.34 trillion in outstanding loans as of March 2026, with a degrowth of nearly 11% from the previous year.

Both these models are covered and discussed elaborately in this report. The data on SHG bank linkage is sourced mainly from NABARD's annual publication, **"Status of Microfinance in India"** and is presented in Chapter 5. The JLG model data is presented in Chapters 2, 3, 4 and 6. Considering the fact that the various types of institutions like NBFCs, NBFC-MFIs, non-NBFC-MFIs, as well as the BC companies attached to other financial institutions adopt a similar kind of delivery mode, they have been grouped together as Micro Lending Institutions (MLIs) in this report. This excludes banks' data on their microfinance lending. In addition, the credit plus activities of the MLIs are also covered, along with the role played by BCs in the country, in separate chapters. The different chapters of BMR are structured accordingly so that the reader can get a better appreciation of the microfinance sector and the role played by it.

Regulatory and Industry Developments

Microfinance institutions like NBFC MFIs, which form almost 98% of the portfolio, as well as banks, NBFCs and SFBs are regulated by RBI. The RBI brought out a new set of regulatory norms through its Regulatory Framework for Microfinance Loans, introduced in 2022. This was supplemented by a few more regulatory changes in the subsequent period. Of which, a review of the **qualifying asset criteria** for NBFC-MFIs in June 2025 was an important one. As per the same, **at least 60% of total assets, net of intangible assets**, have to be qualifying assets for an MFI. This means 40% of such assets can be non-qualifying category assets. This has opened up a huge opportunity for the MLIs to diversify their assets. Already, there are a few MFIs which have started taking advantage of these new norms.

A quasi-regulatory development taken place in the microfinance sector during the year was the introduction of guardrails by the SROs. This was mainly to address the kind of stress developed in the sector on account of over-indebtedness and over-leverage. This has found its result, and the stress developed over the last two years has been controlled to a great extent, and the sector has started showing positive growth from the last quarter of the reporting year.

Another area of concern was the lack of funding support for the microfinance institutions. While the larger institutions could manage funds, the small and medium ones struggled during the year. Based on the advocacy made by Sa-Dhan, the DFS, GOI came out with a credit guarantee scheme named Credit Guarantee Scheme for MFI 2.0, on the lines of the one introduced during the COVID-19 pandemic. The corpus under the guarantee fund was ₹20,000 crore and was also allocated to different categories of MFIs with a definite amount. This was to ensure that the smaller and medium MFIs would also benefit. The scheme introduced towards the end of the financial year in March did not make full utilization of the funds allocated. But definitely it had an impact on the MFIs, and the fund flow has been restarted.

As per the RBI's review of risk weights on microfinance loans done in 2025, the microfinance loans in the nature of consumer credit were assigned a 100% risk weight, while certain other microfinance loans may qualify for a lower risk weight under the regulatory retail portfolio, subject to prescribed conditions. Such measures have implications for the cost and availability of capital for lenders and therefore for the overall flow of credit to the sector.

The revised Priority Sector Lending Directions, 2026, effective from April 1, 2026, also form an important part of the broader credit-delivery environment. The continuing policy emphasis on improving credit flow to underserved segments reinforces the role of financial institutions in supporting inclusive finance.

Sectoral Stress and the Way Forward

The past year has been particularly challenging for the microfinance industry. Following a sudden credit expansion two years after the COVID-19 pandemic, the sector experienced increased stress, higher delinquencies and degrowth in the portfolio and loan accounts. A few state legislations also added to the misery of the microfinance sector. But with recent developments, as mentioned above, the sector is on the cusp of faster growth.

The experience of the last two years has reinforced an important lesson that any growth in microfinance must be accompanied by responsible lending, strong risk management and adequate assessment of household repayment capacity. Credit information has become increasingly important in this context, enabling lenders to obtain a more comprehensive view of borrowers' existing obligations and exposure across institutions.

As an industry association and an RBI-recognised SRO, Sa-Dhan has continued its engagement with its members and stakeholders on responsible lending, customer protection and risk mitigation. The sector's self-regulatory initiatives, including appropriate guardrails relating to household indebtedness and multiple lending, complement the regulatory framework and are intended to promote responsible and sustainable growth. We hope for healthy growth and a healthy microfinance portfolio as the year pans out.

A word of thanks

Before I conclude, I would like to express my sincere gratitude to the Government of India and State Governments, Reserve Bank of India, NABARD, SIDBI, Banks, Financial Institutions and all our stakeholders for their support to Sa-Dhan and to the microfinance sector.

I also acknowledge with gratitude the support extended by various donor institutions for the developmental activities of Sa-Dhan, taken up for the sector, like RBI, Gates Foundation, SIDBI, NABARD, HSBC, GIZ, Sustain Plus, Tata Trusts, Water.org and Swiss Re Foundation.

My special thanks go to the entire microfinance community for its continued commitment to financial inclusion and for enabling low-income households to access formal financial services. I thank both members and non-members of Sa-Dhan for providing timely information and data that have contributed significantly to the preparation of this Report.

I would also like to place on record my appreciation for **Shri Ramesh Srivastava Arunachalam** for his valuable contribution to Chapter 1, which provides an insightful overview of the economic environment and the microfinance industry.

I would like to place on record my sincere appreciation for the efforts of the entire SRO and Data & Research team involved in bringing out this Report. The challenging task of collecting, validating, analysing, compiling the data and preparing the Report has been undertaken by **Shri Ardhendu Nandi, Ms Shyamasree Nandan, Shri Sunny Koshy and Shri Veneet J Kalloor**. I greatly appreciate their commitment, dedication and valuable contribution to the preparation of the Report.

I also extend my thanks to **Shri Saibal Paul** for his critical inputs in reviewing the chapters of BMR 2026. I thank our member institutions, stakeholders and the Board of Governance for their continued guidance and support to the activities of Sa-Dhan.

I am confident that the **Bharat Microfinance Report 2026** will serve as a valuable source of information and analysis for policymakers, regulators, practitioners, financial institutions, development agencies, researchers and all others interested in the evolution of India's microfinance sector.

With best wishes and regards,

Jiji Mammen
Executive Director & CEO
October, 2026

Contents

Message iii
Preface iv
List of Boxes ix
List of Figures x
List of Tables xii
List of Abbreviations xiv
Glossary xvi
Executive Summary xix

Chapter 1: Indian Microfinance: Resilience, Responsibility & Inclusion 1
1.1 India's Macroeconomic Backdrop,FY2022-23 to FY2025-26 1
1.2 The External Environment, Climate and the Rural Household 4
1.3 The Policy Response: How the Funding Channel Was Kept Open 5
1.4 Inflation: Beyond the Headline, to the Borrower's Own Basket 7
1.5 Employment, Wages and Livelihoods 8
1.6 What Helped, and What Did Not: A Causal Reading of the Cycle 10
1.7 Microfinance and Viksit Bharat: The Case for the Next Decade 12

Chapter 2: The State of Microcredit: A Panoramic View of the Microfinance Sector 14
2.1 Sector Overview 14
2.1.1 Key Performance Highlights 14
2.2 Loan Accounts 15
2.2.1 Number of Loan Accounts (in lakhs) 15
2.2.2 State/UT-wise No. of Loan Accounts (in lakhs) 16
2.3 Loan Outstanding Analysis 16
2.3.1 Loan Outstanding (in ₹ Cr.) 16
2.3.2 State/UT-wise Loan Outstanding (in ₹ Cr.) 17
2.3.3 State/UT-wise Loan Outstanding per Unique Active Borrower (in ₹) 18
2.3.4 State/UT-wise Average Balance per Loan Account (in ₹) 20
2.3.5 Top States and Districts in terms of Loan Outstanding 20
2.3.6 District-wise Loan Outstanding 21
2.3.7 Aspirational Districts – Loan Outstanding 22
2.4 Asset Quality and Delinquency Overview 22
2.4.1 Delinquency (in %) 22
2.4.2 Aspirational Districts - Delinquency 24
2.5 Disbursement Overview 24
2.5.1 Disbursement Volume (Number of loans disbursed) 24
2.5.2 Loan Amount Disbursed (in ₹ Cr.) 24
2.5.3 Aspirational Districts- Disbursement 26
2.6 Borrower Leverage 26
2.6.1 Average Ticket Size (ATS) 26
2.7 Way Forward for the Microfinance Sector 28

Chapter 3: Mapping Microfinance Expansion Across India 29
3.1 Geographical Spread of Microfinance 29
3.2 MLIs Branch Network 30
3.3 Client Outreach of MLIs 30
3.3.1 New Borrowers 31
3.3.2 Rural–Urban Share of MLI Active Borrowers 31
3.3.3 Outreach to special segment of Microfinance Active Borrowers 31
3.4 Loan Outstanding 32
3.4.1 On-Balance Sheet Portfolio of MLIs 32
3.4.2 Off-Balance Sheet/Managed Loan Portfolio of MLIs 32
3.4.3 Business Correspondent (BC) Portfolio of MLIs 33
3.4.4 Qualified and Non-Qualified Loan Portfolio 33
3.4.5 Segments of MLIs' Loan Portfolio 34
3.4.6 Loan Portfolio of Commercial Banks, SFBs, and Urban Cooperative Bank 34
3.5 Distribution of Loans by Purpose 34
3.5.1 Types of Income Generation Loans and their respective share 35
3.5.2 Types of Non-Income Generation Loans and their respective share 35
3. 6 Going Beyond Credit: Credit-Plus Activities of MLIs 36
3.6.1 Microinsurance and Financial Protection 36
3.6.2 Savings and Financial Preparedness 36
3.6.3 Pension and Social-Security Linkages 36
3.6.4 Development and Livelihood Activities 37
3.7 Conclusion 38

Chapter 3A: Performance of NBFC-MFIs in Microfinance 39
3.A.1 Distribution of NBFC-MFIs across region and size 39
3.A.2 Geographical Spread 39
3.A.3 Branch Network 40
3.A.4 Workforce in NBFC-MFIs 40
3.A.5 Client Outreach 41
3.A.6 Portfolio 42
3.A.7 Disbursement 42
3.A.8 Portfolio Quality 43
3.A.9 Pricing of Credit 44
3.A.10 Funding 44

Chapter 4 47
Section I: Operational Eminence of Micro Lending Institutions 47
4.1 Productivity of Workforce 47
4.1.1 Workforce in MLIs 47
4.1.2 Staff Productivity 49
4.1.3 Distribution of MLIs Based on Loan Portfolio per Credit Officer 51

Section II: Asset Quality in MLIs 52

Section III: Income and Expenditure Analysis 53
4.3.1 Expenditure Analysis 53
4.3.1.i Operating Cost 56
4.3.1.ii Finance Cost 57

4.3.1.iii Trends of Operating Cost and Finance Cost 58
4.3.2 Income Analysis 58
4.3.2.i Yield on Loan Portfolio 59
4.3.3 Margin 59

Section IV: Self-Sustainability and Profitability 61
4.4.1 Surplus 61
4.4.2 Operational Self-Sufficiency (OSS) 61
4.4.3 Profitability Ratios 62

Section V: Balance Sheet and Capital Structure 64
4.5.1 Assets of MLIs 64
4.5.2 Funds for MLI operations 65
4.5.2.i Net Owned Fund 65
4.5.2.ii Equity Outstanding 65
4.5.2.iii Debt Funding 66
4.5.3 Capital to Risk Weighted Asset Ratio 70
4.5.4 Leverage / Debt – Equity Ratio 70

Chapter 5: SHG-Bank Linkage Programme: Moving from Financial Inclusion to overall wellbeing 71
5.1 Introduction 71
5.2 Overview of the SHG-Bank Linkage Programme 72
5.3 SHG-BLP Activity since Inception 72
5.3.1 Saving performance of SHG-BLP 73
5.3.2 Credit disbursement to SHGs 74
5.3.3 Loans outstanding under SHG-BLP 75
5.3.4 Non-Performing Assets (NPAs) in SHG-BLP 75
5.4 Joint Liability Group Financing: Complementing the SHG-Bank Linkage Channel 77
5.5 SHG Graduation to Enterprises 78
5.5.1 Graduation Pathways: From SHG to Enterprise 78
5.5.2 Institutional Approaches on Enterprise Graduation for SHGs/Members 78
5.5.2.1 Government of India and DAY-NRLM initiatives 78
5.5.2.2 NABARD initiatives 79
5.5.2.3 Sa-Dhan's initiative for women enterprise promotion in SHGs 80

Chapter 6: Financial Inclusion and Business Correspondent Model 82
6.1 Introduction 82
6.2 BC Model in Financial Inclusion and Credit Delivery 82
6.3 Progress of BC-led Financial Inclusion 83
6.4 MLIs as Business Correspondents: Trends in Credit Operations 83
6.5 Composition of BC Portfolio and Portfolio Concentration 85
6.6 Portfolio under Co-Lending Model 87

Annexure I: State/UT wise Presence of Different MLIs, Commercial Banks, UCB, and SFBs 88

Annexure II: District-wise Presence of Different MLIs, Commercial Banks, UCB, and SFBs 93

Annexure III: Distribution of MLIs contributing data for this Report 137

Annexure IV: Profile of MLIs, Commercial Banks, UCB, and SFBs that contributed data for this Report 138

List of Boxes

Chapter 1 **Indian Microfinance: Resilience, Responsibility & Inclusion** **1**

Box 1.1 Data Privacy and DPDP Readiness: Strengthening Customer Trust Through Responsible Data Governance 2
Box 1.2 Judgment to Intelligence: How AI is Transforming MFI Credit Underwriting 9

Chapter 2 **The State of Microcredit: A Panoramic View of the Microfinance Sector** **14**
Box 2.1 CGSMFI-2.0: Strengthening Credit Flow to Microfinance Institutions 17
Box 2.2 UPI-enabled Collections: Transforming Rural Repayments 27

Chapter 3 **Mapping Microfinance Expansion Across India** **29**
Box 3.1 Data-Driven Operational Risk Assessment Framework or Risk-Based Branch Supervision in Microfinance 35
Box 3.2 Measuring Customer Outcomes - Assessing mpact Beyond Credit 37

Chapter 3A **Performance of NBFC-MFIs in Microfinance** **39**
Box 3A.1 Cybersecurity Risk Management and Operational Resilience 43
Box 3A.2 SANKALP 3.0: Guardrails for Micro Lending Institutions (MLIs) 45

Chapter 4.IV **Self-Sustainability and Profitability** **61**
Box 4.4.1 Digital Collections through UPI: Modernizing Rural Loan Repayments 63

Chapter 5 **SHG-Bank Linkage Programme: Moving from Financial Inclusion to overall wellbeing** **71**
Box 5.1 MFI Accelerator Programme (MAP): A focused initiative of NABARD for strengthening smaller Microfinance Institutions 77
Box 5.2 Sa-Dhan's Partnership with DAY-NRLM Enabling Formal Finance for Women-Led Enterprises 81

Chapter 6 **Financial Inclusion and Business Correspondent Model** **82**
Box 6.1 Building a Resilient, Responsible and Technology-Enabled Microfinance Ecosystem 88

List of Figures

Chapter 1	**Indian Microfinance: Resilience, Responsibility & Inclusion**	**1**
Figure 1.1	The growth that reaches the household - (Composition of Indian growth, FY2025-26, provisional estimates, 2022-23 base).	1
Figure 1.2	The easing cycle, and the pause that followed (Policy repo rate, January 2025 to August 2026).	2
Figure 1.3	Rural India enters FY2026-27 with full buffers (Food grain production and monsoon performance, 2024-25 to 2026).	3
Figure 1.4	Record remittances, shifting corridors (Total workers' remittances and the Gulf share of inflows to India).	4
Figure 1.5	The borrower's basket cuts both ways (Illustrative effective inflation rate under two regimes, average versus low-income weights).	7
Figure 1.6	A generation's low, then a normalisation (Headline retail inflation, selected months, December 2024 to July 2026).	7
Figure 1.7	Where the macro shock landed on the balance sheet (Funding and unit economics of micro lending institutions, FY2023-24 to FY2024-25).	11
Chapter 2	**The State of Microcredit: A Panoramic View of the Microfinance Sector**	**14**
Figure 2.1	Market Share of Micro-Lenders in terms of Loan Accounts (in %)	15
Figure 2.2	Y-o-Y Growth (in %) in Number of Loan Accounts (in lakhs) across micro-lenders	15
Figure 2.3	Loan Outstanding (in ₹ Cr.) across micro-lenders	16
Figure 2.4	Market Share (in %) of micro-lenders in terms of Loan Outstanding (in ₹ Cr.)	18
Figure 2.5	Percentage of Rural, Urban and Semi-Urban Share of Micro-Lenders Loan Outstanding	19
Figure 2.6	Regional distribution of Loan Outstanding (in %)	19
Figure 2.7	Geographic Distribution of Microfinance Loan Outstanding across Districts (as of March 2026)	21
Figure 2.8	Share of Microfinance Loan Outstanding across Aspirational Districts by Lender Type (as of March 2026)	22
Figure 2.9	Number of Loans Disbursed (in lakhs) across micro-lenders	24
Figure 2.10	Share of Loan Amount Disbursed (in ₹ Cr.) by Micro-Lender	25
Figure 2.11	Area-wise segregation of Amount Disbursed (in ₹ Cr.) by Micro-Lender	25
Figure 2.12	Top 10 States/UTs in terms of Average Ticket Size (ATS)	27
Chapter 3	**Mapping Microfinance Expansion Across India**	**29**
Figure 3.1	MLI Branch Network – Yearly Trend and Category-wise Breakup	30
Figure 3.2	Outreach of MLIs to Borrowers (in lakhs): Yearly Trend and Category–wise Breakup as of March 2026	30
Figure 3.3	No. of MLI New Borrowers (in lakhs) added and Category–wise Breakup during FY 25-26	31
Figure 3.4	Trends in Rural-Urban Share of MLI Active Borrowers	31
Figure 3.5	On-Balance-Sheet Loan Portfolio (in ₹ Cr.) –Yearly Trend and Category–wise Breakup as of March 2026	32
Figure 3.6	Managed/Off-Balance-Sheet Loan Portfolio of MLIs (in ₹ Cr.) –Yearly Trend and Category–wise Breakup as of March 2026	33
Figure 3.7	BC Loan Portfolio of MLIs (in ₹ Cr.) and Category–wise Breakup as of March 2026	33
Figure 3.8	Share of MLI's Income Generation Loans and Non-income Generation Loans	35
Figure 3.9	Share of MLIs' Income Generation Loans under Different Sub-sectors as of March 2026	35
Figure 3.10	Share of Non-Income Generation Loans under Different Sub-sectors as of March 2026	35
Chapter 3A	**Performance of NBFC-MFIs in Microfinance**	**39**
Figure 3A.1	Distribution of staff across size-wise categories	41
Figure 3A.2	Size-wise distribution of portfolio across various categories	42
Figure 3A.3	Cost of Funds, Operating Cost and Interest Rate (Based on weighted average values)	44
Figure 3A.4	Source-wise Funds received (₹ in Cr) by different sizes of NBFC-MFIs in FY 2025-26	45
Chapter 4.I	**Operational Eminence of Micro Lending Institutions**	**47**
Figure 4.1.1	Number of MLI staff – Yearly trend and MLIcategory-wise Break-up of current year	47
Figure 4.1.2	Distribution of staff in the last two years	47
Figure 4.1.3	New Staff Recruitment and their break-up based on Legal Form and Size	48
Figure 4.1.4	Distribution of MLIs based on clients served per Staff and Credit Officer	50

Figure 4.1.5	Trends of ABCO Across MLIs and break-up of 2026 in terms of Legal Form and Size	50
Figure 4.1.6	Trends of ABS Across MLIs and break-up of 2026 in terms of Legal Form and Size	50
Figure 4.1.7	Distribution of MLIs Based on Loan Portfolio per Credit Officer	51
Chapter 4.II	**Asset Quality in MLIs**	**52**
Figure 4.2.1	MLI Loan Portfolio at Risk (PAR)	52
Figure 4.2.2	Distribution of MLIs Based on PAR>30 dpd	53
Figure 4.2.3	Portfolio quality at various overdue buckets based on weighted average values	53
Figure 4.2.4	Size-wise Portfolio quality (based on all overdue, including overdue above 179 days) - Weighted average value	53
Chapter 4.III	**Income and Expenditure Analysis**	**55**
Figure 4.3.1	Breakdown of expenses under various categories by MLIs	55
Figure 4.3.2	Break-up of expenses by MLIs based on portfolio size and legal form	56
Figure 4.3.3	Trends of Operating Cost across MLI Categories	57
Figure 4.3.4	Trends of Finance Cost across MLI Categories	57
Figure 4.3.5	Break-up of Income	59
Figure 4.3.6	Yield Trend of MLIs	59
Figure 4.3.7	Yield on Portfolio across MLIs	59
Figure 4.3.8	Yield, Cost and Margin of MLIs – size-wise based on weighted average values	60
Chapter 4.IV	**Self-Sustainability and Profitability**	**61**
Figure 4.4.1	Average OSS of MLIs over the years and its break-up between various categories	61
Figure 4.4.2	OSS based on average loan outstanding per borrower	62
Figure 4.4.3	OSS based on yield category	62
Figure 4.4.4	Return on Assets (ROA) and Return on Equity (ROE) of MLI: Size-wise	62
Chapter 4.V	**Balance Sheet and Capital Structure**	**64**
Figure 4.5.1	MLI Total Assets- Yearly Trend	64
Figure 4.5.2	Composition of Total Assets of MLIs	64
Figure 4.5.3	MLI Equity Outstanding - Yearly Trend and MLI- Category-wise Break-up of March 2026	65
Figure 4.5.4	Fresh Equity Raised by MLIs and MLI-Category-wise Break-up	66
Figure 4.5.5	Sources of funding based on types of instruments	66
Figure 4.5.6	Sources of funding based on Institution types	66
Figure 4.5.7	Outstanding Borrowings (₹ in Cr.) – Yearly Trend and MLI-Category-wise Break-up of 2026	67
Figure 4.5.8	Fund Received during the year and MLI-Category-wise Break-up of FY 2025-26	67
Figure 4.5.9	Source-wise Share of Loans lent among Different Legal Forms of MLIs during FY 2025-26	68
Figure 4.5.10	Capital to Risk-Weighted Asset Ratio	70
Figure 4.5.11	Debt-Equity Ratio for All MLIs and Break–up of FY 2025-26 across MLI – Categories	70
Chapter 5	**SHG-Bank Linkage Programme: Moving from Financial Inclusion to overall wellbeing**	**71**
Figure 5.1	Historical Trend in Credit Linkage and Bank Loan Disbursed	72
Figure 5.2	Region-wise Progress of Saving Linkage of SHGs with Banks during FY 2025-26	73
Figure 5.3	Agency-wise Savings of SHGs with Banks as on 31 March 2026	74
Figure 5.4	Region-wise Loan Amount Disbursed to SHGs during FY 2025-26	74
Figure 5.5	Agency-wise Credit Disbursement to SHGs during FY 2025-26	74
Figure 5.6	Region-wise Loan Outstanding with SHGs as on 31 March 2026	75
Figure 5.7	Agency-wise Loan Outstanding against SHGs as on 31 March 2026	75
Figure 5.8	Trend in Region-wise and Agency-wise Gross NPAs in SHG-BLP	76
Figure 5.9	No. of Credit-Linked JLGs (cumulative, in Lakh)	77
Figure 5.10	Credit Disbursed to JLGs (cumulative, ₹ in crore)	77
Chapter 6	**Financial Inclusion and Business Correspondent Model**	**82**
Figure 6.1	Evolution of the BC model in micro-lending	82
Figure 6.2	Trend in BC portfolio	84
Figure 6.3	Trend of BC portfolio as a share of total MLI portfolio	84

List of Tables

Chapter 1	**Indian Microfinance: Resilience, Responsibility & Inclusion**	**1**
Table 1.1	Selected macroeconomic indicators and their relevance to the microfinance household	3
Table 1.2	External and climatic factors, and how they reached the microfinance household	5
Table 1.3	Credit Guarantee Scheme for Microfinance Institutions 2.0 — design and rationale	6
Table 1.4	The borrower's basket: approximate weights and direction during FY2025-26	8
Table 1.5	Five questions about women's work, and their underwriting counterparts	9
Table 1.6	Causal structure of the FY2024-26 microfinance cycle	11
Table 1.7	A sequenced agenda for the sector	12
Chapter 2	**The State of Microcredit: A Panoramic View of the Microfinance Sector**	**14**
Table 2.1	Microfinance Sector Snapshot as of 31st March 2026	14
Table 2.2	Distribution of Unique Active Borrowers across the number of micro-lenders as of March 2026 and March 2025	15
Table 2.3	Loan Accounts (in lakhs) of all micro-lenders across States/UTs – March 2026 and March 2025 (in descending order of Loan Accounts)	16
Table 2.4	Loan Outstanding (in ₹ Cr.) of all micro-lenders across States/UTs - March 2026 and March 2025 (in descending order of Loan Outstanding)	17
Table 2.5	Loan Outstanding per Unique Active Borrower across States/UTs (in ₹) - March 2026 and March 2025 (in descending order of Loan Outstanding per Unique Active Borrower)	18
Table 2.6	Average Balance per Loan Account (in ₹) - March 2026 and March 2025 (in descending order of Average Balance per Loan Account)	20
Table 2.7	Top 10 States in terms of Loan Outstanding (in ₹ Cr.)	20
Table 2.8	Top 25 Districts in terms of Loan Outstanding (in ₹ Cr.)	21
Table 2.9	District Distribution by Loan Outstanding Category	21
Table 2.10	Loan Outstanding Amount (in ₹ Cr.) in Aspirational Districts by Micro Lender Type (March 2026 and March 2025)	22
Table 2.11	Delinquency under various buckets for Sector as of March 2026 and March 2025	22
Table 2.12	States/UTs-wise overall delinquency (in %) under different buckets as of March 2026 (in descending order of Loan Outstanding)	23
Table 2.13	Delinquency (in %) in Aspirational Districts by Micro-Lender Type	24
Table 2.14	Loan Amount Disbursed (in ₹ Cr.) of all micro-lenders across States/UTs during FY 2025-26 and FY 2024-25 (in descending order of Loan Amount Disbursed)	25
Table 2.15	Amount Disbursed (in ₹ Cr.) in Aspirational Districts by Micro Lender Type (March 2026 and March 2025)	26
Table 2.16	Average Ticket Size (ATS) (in ₹) During FY 2025-26 and FY 2024-25 (in descending order of ATS)	
Chapter 3	**Mapping Microfinance Expansion Across India**	**29**
Table 3.1	No. of MLIs operating in the States/UTs and districts as of March 2026 (in alphabetical order)	29
Table 3.2	Composition of Borrowers- Category-wise	32
Table 3.3	Microfinance/Qualified and Non-Microfinance/Non-Qualified Portfolio	33
Table 3.4	Composition of Loan Portfolio under Delivery Model, Collection Mode, and Others	34
Chapter 3A	**Performance of NBFC-MFIs in Microfinance**	**39**
Table 3A.1	Region-wise distribution of NBFC-MFIs	39
Table 3A.2	Size-wise distribution of NBFC-MFIs	39
Table 3A.3	No. of NBFC-MFIs Operating across States/UTs	39
Table 3A.4	No. of NBFC-MFIs that added new state(s) and closed existing state(s) during FY 2025-26	39
Table 3A.5	No. of NBFC-MFIs that added new districts and closed existing districts during FY 2025-26	40
Table 3A.6	No. of NBFC-MFIs Operating across Districts	40
Table 3A.7	Distribution of Branches across various sizes of NBFC-MFIs	40
Table 3A.8	Size-wise distribution of Staff	40
Table 3A.9	Size-wise staff added and left during Financial Year 2025-26	41

Table 3A.10	Distribution of Active borrowers	41
Table 3A.11	Distribution of disbursement based on the size of NBFC-MFIs	42
Table 3A.12	Portfolio Quality of NBFC-MFIs under different buckets (Based on weighted average values)	43
Table 3A.13	Number of NBFC-MFIs under various ranges of weighted average interest rate charged to Microfinance Borrowers	44
Chapter 4.I	**Operational Eminence of Micro Lending Institutions**	**47**
Table 4.1.1	Year-wise staff strength in MLIs and share of women staff	48
Table 4.1.2	Staff Attrition across different categories during FY 2025-26	49
Chapter 4.V	**Balance Sheet and Capital Structure**	**64**
Table 4.5.1	Source-wise fund received by different entities during the year	68
Table 4.5.2 (a)	List of banks that lent to MLIs as of March 2026 (Based on the Top 10 lenders out of the total)	68
Table 4.5.2 (b)	List of other lenders who lent to MLIs as of March 2026 (Based on the Top 10 lenders out of the total)	69
Chapter 5	**SHG-Bank Linkage Programme: Moving from Financial Inclusion to overall wellbeing**	**71**
Table 5.1	Key Statistics under SHG-BLP	72
Table 5.2	SHG Graduation Pathway	78
Chapter 6	**Financial Inclusion and Business Correspondent Model**	**82**
Table 6.1	Monitoring Progress of Financial Inclusion	83
Table 6.2	Trend in MLIs operating as Business Correspondents	84
Table 6.3	Legal Form-wise distribution of BC portfolio as of 31 March 2026	85
Table 6.4	Banks/Financial Institutions-wise data on lending partners in BC Engagement with MLIs as of 31 March 2026	85
Table 6.5	Distribution of MLIs by number of BC lending partners	86
Table 6.6	Co-lending portfolio of MLIs	87

List of Abbreviations

1	ABCO	Average Borrowers per Credit Officer
2	ABS	Active Borrowers per Staff
3	AI	Artificial Intelligence
4	ATS	Average Ticket Size
5	AUM	Assets Under Management
6	BBPS	Bharat Bill Payment System
7	BC	Business Correspondent
8	BCP	Business Continuity Planning
9	BLBC	Block Level Bankers' Committee
10	BPL	Below Poverty Line
11	BSBDA	Basic Savings Bank Deposit Account
12	CAR	Capital Adequacy Ratio
13	CEO	Chief Executive Officer
14	CGS	Credit Guarantee Scheme
15	CHFs	Community Health Facilitators
16	CICs	Credit Information Companies
17	CLFs	Cluster Level Federations
18	CPI	Consumer Price Index
19	CSOs	Customer Service Officers
20	CSR	Corporate Social Responsibility
21	CTEM	Continuous Threat Exposure Management
22	D/E	Debt/Equity
23	DAY NRLM	Deendayal Antyodaya Yojana-National Rural Livelihoods Mission
24	DAY NULM	Deendayal Antyodaya Yojana-National Urban Livelihoods Mission
25	DEA	Depositor Education and Awareness
26	DLRC	District Level Review Committee
27	DPD	Days Past Due
28	DQR	Dynamic Quick Response
29	DPDP	Digital Personal Data Protection
30	EBLR	External Benchmark Lending Rate
31	ECB	External Commercial Borrowings
32	eKYC	Electronic Know Your Customer
33	ESG	Environmental, Social, and Governance
34	EWS	Early Warning System
35	FIs	Financial Institutions
36	FY	Financial Year
37	GDP	Gross Domestic Product
38	GLP	Gross Loan Portfolio
39	GVA	Gross Value Added
40	ICT	Information and Communication Technology
41	IELA	Individual Enterprise Lending Application
42	IRDAI	Insurance Regulatory and Development Authority of India
43	ISMS	Information Security Management System
44	ISO	International Organization for Standardization
45	IT	Information Technology
46	JLG	Joint Liability Group
47	JLGPIs	Joint Liability Groups Promoting Institutions
48	KYC	Know Your Customer
49	LEDP	Livelihood and Enterprise Development Programme
50	LMS	Learning Management System
51	LokOS	Lok Operating System
52	LOS	Loan Origination System
53	MACS	Mutually Aided Cooperative Societies
54	MCLR	Marginal Cost of Funds-Based Lending Rate
55	MEDP	Micro Enterprise Development Programme
56	MLIs	Micro Lending Institutions
57	MOB	Months on Book
58	MoRD	Ministry of Rural Development
59	MoSPI	Ministry of Statistics and Programme Implementation
60	MSME	Micro, Small, and Medium Enterprises
61	MUDRA	Micro Units Development & Refinance Agency
62	NABARD	National Bank for Agriculture and Rural Development
63	NBFCs	Non-Banking Financial Companies
64	NCD	Non-Convertible Debenture
65	NFP	Not-For-Profit
66	NGOs	Non-Governmental Organizations
67	NOF	Net Owned Fund
68	NPA	Non-Performing Asset
69	NPS	National Pension System
70	NSFI	National Strategy for Financial Inclusion
71	NSO	National Support Organisation
72	OCR	Optical Character Recognition
73	OD	Overdraft

74	ONDC	Open Network for Digital Commerce
75	OSS	Operational Self Sufficiency
76	PAN	Permanent Account Number
77	PAR	Portfolio at Risk
78	PCA	Prompt Corrective Action
79	PFCE	Private Final Consumption Expenditure
80	PMJJBY	Pradhan Mantri Jeevan Jyoti Bima Yojana
81	PMMY	Pradhan Mantri Mudra Yojana
82	PMSBY	Pradhan Mantri Suraksha Bima Yojana
83	PSU	Public Sector Undertaking
84	QoQ	Quarter on Quarter
85	QR	Quick Response
86	RBI	Reserve Bank of India
87	RCBs	Rural Cooperative Banks
88	RE	Regulated Entity
89	ROA	Return on Assets
90	ROE	Return on Equity
91	RRBs	Regional Rural Banks
92	RuTAGe	Rural Technology Action Group extension
93	SBR	Scale-Based Regulation
94	SC/ST	Scheduled Castes/Scheduled Tribes
95	SDGs	Sustainable Development Goals
96	SFB	Small Finance Bank

97	SGSY	Swarnajayanti Gram Swarojgar Yojana
98	SHE-MARTs	Self-Help Entrepreneur Marts
99	SHG	Self-Help Group
100	SHG-BLP	Self-Help Group Bank Linkage Programme
101	SHPIs	Self Help Group Promoting Institutions
102	SIDBI	Small Industries Development Bank of India
103	SME	Small and Medium-sized Enterprises
104	SOPs	Standard Operating Procedures
105	SQR	Static Quick Response
106	SRLM	State Rural Livelihoods Mission
107	SROs	Self-Regulatory Organizations
108	SVEP	Start-up Village Entrepreneurship Programme
109	TA	Technical Assistance
110	TSA	Technical Support Agency
111	UI	User Interface
112	ULI	Unified Lending Interface
113	UPI	Unified Payments Interface
114	UTs	Union Territories
115	VAPT	Vulnerability Assessment and Penetration Testing
116	WASH	Water, Sanitation, and Hygiene
117	YoY	Year on Year

Glossary

ABCO

ABCO (Active Borrower per Credit Officer), commonly known as the Caseload, is a key operational metric in microfinance. It measures the client-to-credit-officer ratio, indicating the average number of active borrowers managed by a single credit officer. This metric serves as a direct indicator of operational efficiency and plays a crucial role in influencing overall operational expenses.

Active Borrowers

An active borrower is defined as an individual who has an outstanding loan balance with the MFI, remains under an active repayment obligation, and maintains a current loan account status. If an individual holds multiple loans with the same MFI, they are counted as single borrower.

Assets Under Management (AUM)

Assets Under Management (AUM) refers to the total value of client loan portfolios actively managed by an institution, encompassing both on-book and off-balance sheet portfolios. This metric includes all outstanding principal from current, delinquent, and renegotiated loans. However, it excludes written-off loans on the institution's own books, as well as securitized or direct assignment assets held by securitization partners. Ultimately, AUM reflects the overall scale of financial assets under the institution's responsibility, regardless of ownership.

Average Loan Size

Average Loan Size represents the average loan amount per client. It is calculated by dividing the total loan portfolio by the number of clients of an MFI. It is a key indicator for assessing the scale of lending and the depth of credit outreach.

Average Ticket Size (ATS)

Average Ticket Size (ATS) refers to the average amount disbursed per loan during a specific period. It is calculated by dividing the total loan amount disbursed by the total number of loans disbursed during that period. ATS may be measured on a monthly, quarterly, or annual basis, depending on the reporting or analysis requirements.

Borrowing Cost

Cost of Borrowing refers to the total cost incurred by a borrower for availing a loan or other debt, including interest payments and other applicable charges such as processing fees, service charges, insurance premiums, and administrative costs. The cost of borrowing expressed as a percentage of the total amount borrowed indicates the effective rate of borrowing cost.

Capital Adequacy Ratio

Capital Adequacy is a key financial indicator used to measure the solvency and risk-bearing capacity of a Microfinance Institution (MFI). It reflects the institution's ability to absorb potential losses and withstand financial shocks while protecting creditors and other stakeholders. The Capital Adequacy Ratio (CAR) is the proportion of an MFI's eligible capital or own funds to its total risk-weighted assets, expressed as a percentage. A higher CAR generally indicates a stronger capital position and greater capacity to absorb credit and operational risks. For NBFC-MFIs, the minimum prescribed Capital Adequacy Ratio is 15%.

Capital to Total Assets

Capital to Total Assets Ratio is a measure of an institution's financial strength and stability. It indicates the proportion of an institution's own capital or net worth relative to its total assets. A higher ratio generally indicates a stronger capital base and greater capacity to absorb potential losses.

Co-lending

Co-Lending is a financial arrangement in which two or more regulated entities jointly extend credit to a borrower, with each entity contributing a pre-agreed share of the loan. The respective share of the loan is reflected in the books of the participating institutions. Typically, a bank partners with a non-bank financial institution, such as an NBFC, NBFC-MFI, or HFC, to jointly provide credit at a mutually agreed interest rate. The arrangement combines the strengths and resources of the participating institutions to facilitate credit delivery.

Debt-Equity Ratio

Debt-Equity Ratio is a key financial metric that indicates the proportion of an institution's total debt relative to its total equity (Own Funds) at a given point in time. It reflects the extent to which an institution finances its operations through borrowed funds compared with its own funds or equity. The ratio also indicates the level of financial leverage of an institution.

Debt Funding

Debt Funding refers to the portion of a financial institution's loan portfolio that is financed through external borrowings rather than internal accruals or equity capital. It indicates the extent to which an institution relies on borrowed funds, such as loans from banks and financial institutions or funds raised through capital markets, to finance its lending activities.

Equity

Equity is the sum of issued capital, retained earnings, share premium, treasury shares, other equity interest, other reserves, donated equity, equity attributable to owners of the parent and non-controlling interests.

External Cost

External Cost refers to the finance cost incurred by a Microfinance Institution (MFI) on funds borrowed from external sources, primarily banks and financial institutions. It is largely influenced by the prevailing interest rates and borrowing conditions in the

financial market and is therefore generally beyond the direct control of the MFI.

Finance Cost

Finance Cost refers to the interest and other financial expenses incurred by a Microfinance Institution (MFI) on its average outstanding borrowed funds during a given period. It is an important indicator for assessing the cost of funds, funding efficiency, and financing strategy of an MFI, and plays a key role in determining lending rates and overall financial sustainability.

Financial Inclusion

Financial Inclusion refers to the delivery of affordable, accessible, and appropriate financial services to disadvantaged and low-income segments of society who are traditionally excluded from the formal financial system. These services include savings, credit, insurance, remittances, pensions, banking services, etc.

Gross NPA

Gross NPA (Gross Non-Performing Assets) refers to the total value of all loans that have become non-performing before adjusting for provisions or write-offs.

Joint Liability Groups

Groups of 4 to 8 borrowers come together to borrow from a financial institution under a joint liability concept, as per which there is an inter se agreement between the members whereby each borrower is liable to repay the loan of each member of the group.

Margin

Margin refers to the difference between the total yield on the loan portfolio and the finance cost incurred to fund it. It represents the net earnings a Microfinance Institution (MFI) makes from its lending activities before operating expenses and provisions.

Net Margin

Net Margin is the net profit available to the company for the amount lent

Net NPA

Net NPA is the amount that results after deducting provision for unpaid debts from gross NPA and a percentage to the total amount outstanding i.e., Net NPA = Gross NPA minus provision for loan losses

Managed Loan Portfolio

Managed Loan Portfolio refers to the loan assets originally originated by Microfinance Institutions (MFIs) but subsequently sold or assigned to a third party, such as a bank, to improve liquidity. Despite the sale, MFIs continue to manage these loans, including activities like collection of repayments and servicing the accounts on behalf of the purchasing institution. This arrangement helps MFIs free up capital while maintaining their relationship with borrowers and ensuring ongoing portfolio management.

Microfinance Loan

Microfinance Loan, also referred to as a Qualified Assets Loan, is a collateral-free loan provided to a household with an annual household income of up to ₹3 lakh. To qualify as a microfinance loan, the loan must meet both conditions: the borrower household's annual income should not exceed ₹3 lakh, and the loan should be collateral-free.

Non-Microfinance Loan

Non-Microfinance Loan refers to any loan that does not qualify as a Microfinance Loan under the applicable regulatory guidelines. It is also referred to as a Non-Qualified Assets Loan.

Non-Performing Assets (NPA)

A Non-Performing Asset (NPA) is a debt obligation where the borrower has failed to honour repayment commitments, either interest, principal, or both, to the designated lender for a specified period, typically 90 days or more. As a result, the NPA ceases to generate income for the lender in the form of interest or principal repayments. NPAs represent credit risk and affect the financial health and asset quality of lending institutions.

Own-book Portfolio (On-Balance-Sheet Portfolio)

Own-book Portfolio (On-Balance-Sheet Portfolio) refers to the total outstanding principal of all active client loans recorded on the institution's balance sheet. This includes current, delinquent, and renegotiated loans, but excludes loans that have been written off. Interest receivable is not included, except for Microfinance Institutions (MFIs) that report under Ind-AS, where such interest is recognized as part of the outstanding amount.

Operational Self Sufficiency (OSS)

Operational Self Sufficiency (OSS) measures the extent to which a Microfinance Institution's (MFI's) income from operations and investments is sufficient to cover its operating expenses, like operating costs, loan loss provisions, and finance costs (cost of borrowed funds) incurred for conducting the operations. An OSS ratio of 100% or above indicates that the MFI is generating enough income to sustain its operations without requiring subsidies or external support, reflecting financial viability and sustainability.

Outstanding Borrowings

Outstanding Borrowings refer to the total amount of funds that an entity has borrowed and remains as a outstanding obligation as of a specific reporting date. This includes all short-term and long-term debt obligations, such as loans, credit lines, bonds, and other forms of financing, net of any repayments made.

Portfolio Quality

Portfolio Quality refers to the level of credit risk present in a loan portfolio, indicating the likelihood of default by borrowers.

A high-quality portfolio contains a lower amount of risk, characterized by timely repayments and minimal defaults. Maintaining good portfolio quality is crucial for the financial health and sustainability of lending institutions.

Portfolio at Risk (PAR)

Sum of unpaid Principal balance of all loans with payments past due (or overdue or arrears)/Total Portfolio outstanding. In general, PAR 30 refers to the total principal value outstanding of loans that have at least one payment more than 30 days overdue. Loans with dues overdue by 90 days or more (PAR 90) are generally classified as Non-Performing Assets (NPAs).

Return on Assets (RoA)

Return on Assets (RoA) is the universally accepted profitability measure, which, in essence, is the percentage net income earned out of total average assets deployed by MFIs during a given period, typically one financial year. It is a widely used profitability metric that measures how efficiently an institution utilizes its total assets to generate net income.

Return on Equity (RoE)

Return on Equity (RoE) is a key profitability indicator that measures the net income earned by a Microfinance Institution (MFI) relative to its average equity during a given period, typically one financial year. RoE reflects how efficiently an MFI is using its own capital (equity) to generate profits.

Self Help Groups (SHGs)

SHGs refer to groups of 10-20 persons coming together to form an informal community-based institution to meet their common financial and social needs. Most of the SHGs are formed by women from a homogeneous background. SHGs collect regular savings from members and use them for internal lending before accessing higher amounts from banks.

SHG Bank Linkage Programme (SBLP)

It is programme where SHGs are linked to mainstream banks for opening their accounts to keep their surplus savings and also to access loans. The loan is generally given as a multiplier of the total internal savings accrued in a group. It is considered to be an effective strategy to ensure financial inclusion for the unbanked poor people.

Surplus

Surplus refers to the excess of income over expenses. It is calculated as the difference between the yield (i.e., income earned from the loan portfolio) and the total cost (including finance cost, operating expenses, and provisions). It can also be referred to as net margin or ROA

Yield on Portfolio

Yield represents the income earned from microcredit operations, primarily comprising interest income and processing fees/service charges, expressed as a percentage of the average loan portfolio outstanding during a specific period. It excludes income from investments and other non-microcredit activities. Yield serves as a useful proxy for the effective interest rate earned on the loan portfolio and helps assess the pricing of microfinance loans and the earning capacity of the portfolio.

Executive Summary

Introduction

In FY 2025–26, the global economy remained resilient but faced a challenging and increasingly uncertain environment, marked by geopolitical tensions, trade tariff imposition and policy uncertainty, elevated public debt, and uneven growth across economies. Global growth remained around 3.3%, with emerging and developing economies, particularly in Asia, continuing to provide an important source of global momentum. At the same time, inflationary pressures moderated in several economies, although the pace of disinflation remained uneven and risks from geopolitical conflicts, trade disruptions and financial-market volatility persisted. Against this backdrop, the Indian economy demonstrated continued resilience, supported by domestic demand, investment activity and improving macroeconomic stability. While external uncertainties and global headwinds posed challenges, India continued to remain among the faster-growing major economies, reinforcing the resilience of its domestic growth drivers. India's real GDP growth for FY 2025–26 was estimated at 7.7%, reinforcing its position among the fastest-growing major economies.

The microfinance sector experienced a significant contraction during FY 2025–26, with loan outstanding declining substantially (11%) on a year-on-year basis, reflecting the continued impact of sector-specific stress. The contraction was particularly pronounced among Banks and Small Finance Banks (SFBs), while NBFC-MFIs maintained steady growth and accounted for the largest share of the sector's portfolio. The downturn was driven by a combination of borrower overleveraging, tighter underwriting, liquidity and funding constraints, elevated credit risk, and a cautious approach to fresh lending. Multiple borrowing and high borrower indebtedness had earlier weakened repayment capacity and contributed to asset-quality stress, prompting SROs to bring in some stricter guardrails and lenders to strengthen credit discipline. At the same time, the sector showed early signs of stabilisation towards the end of FY 2025–26: portfolio growth turned positive sequentially in Q4, after almost 8 quarters, disbursements recovered, and credit quality improved. Thus, FY 2025–26 can be characterised as a period of consolidation and recalibration, with lenders focusing on strengthening portfolio quality, controlling borrower indebtedness, improving collections and restoring sustainable credit growth.

At the end of FY 2025–26, the total loan portfolio of the microfinance sector stood at approximately ₹3.34 lakh crore, according to Equifax India data. The sector witnessed a significant contraction in outreach, with Loan accounts declining by 21% to around 1,040 lakh and the active client base declining by 13%. In contrast, the SHG-Bank Linkage Programme continued to register positive growth in terms of loan outstanding, with outstanding credit reaching approximately ₹3.33 lakh crore across 83.24 lakh SHGs with loan outstanding. The programme covered around 145.63 lakh SHGs, representing approximately 16.95 crore households linked through savings accounts.

Despite the contraction in the JLG portfolio, repayment performance showed a marginal improvement at the aggregate level. MLIs including MFIs, NBFCs and BC companies reported 90+ days past due (DPD), including overdues beyond 179 days, at 4.73% in FY 2025–26, compared with 4.83% in the previous year. The marginal improvement notwithstanding, elevated delinquency levels continued to warrant close monitoring of portfolio quality, borrower indebtedness and repayment capacity.

Sensing the trouble brewing in the microfinance sector, the industry leaders and SROs came up with remedial measures in the form of additional guardrails, the first set being issued in July 2024, Guardrails 2.0 in April 2025, and Guardrails 3.0, without any change, were issued on 10 April 2026. These restrictions brought some controls in lending and made the situation better. The situation is expected to further improve in the current financial year.

Bharat Microfinance Report

The Bharat Microfinance Report (BMR) 2026 is a comprehensive sectoral publication brought out since 2004, and provides information on the microfinance sector from multiple sources, providing a consolidated view of the sector at one place. The Report draws on data from Credit Information Companies (CICs) as well as information directly collected from Micro Lending Institutions (MLIs). Data relating to the SHG-Bank Linkage Programme is sourced from NABARD, while relevant information from other institutions and sectoral stakeholders is also incorporated.

Reporting of the information

For this year, the data has been collected from 178 Micro Lending Institutions (MLIs), which represent more than 98% of MLI business in the country. The entire sectoral data is from Equifax India, one of the Credit Bureaus. It covers data of almost all micro-lenders, viz. MLIs, Banks and SFBs involved in microfinance lending in India. There is also detailed information on SHG Bank linkage, and the BC model of financing covered in the Report.

Highlights of the Performance of microfinance in the country

Microfinance Sectoral Performance (based on CIC data)

The Chapter 2 provides the sectoral data obtained from the Credit Information Bureau. As per RBI mandate, the regulated entities are required to submit their account-wise lending data and its outstanding, collection, delinquency information, etc in a prescribed format to all four CICs, once a week. Some of the bigger MFIs provide this data on a daily basis. But banks generally follow the RBI norms of 7 days. Hence, there is a weekly updation of all loan accounts extended by regulated entities, and available at one place.

For the current year's report, the data has been sourced from Equifax India, which has reported a combined loan outstanding of ₹3,33,907 Cr. for the microfinance sector, against 1,040 lakh loan accounts, as on 31 March 2026. The share of different institutions in loan outstanding is as follows: NBFC-MFIs: ₹1,41,663 Cr. (42%); Banks: ₹85,299 Cr. (26%); SFBs: ₹50,725 Cr. (15%); NBFCs: ₹46,155 Cr. (14%); and Others: ₹10,064 Cr. (3%). The share of loan accounts of various institutions is as follows: NBFC-MFIs: 435 lakhs (42%); Banks: 311 lakhs (30%); SFBs: 160 lakhs (16%); NBFCs: 98 lakhs (9%), and Others: 36 lakhs (3%).

Performance of Micro Lending institutions (MLIs) reporting the data

For the detailed analysis of the lending done by micro-lending institutions (MLIs), which include NBFC-MFIs, NBFCs, Other MFIs -Section 8 companies, Societies and Trusts and also BC companies, data has been collected directly from these institutions. A total of 178 MLIs, which cover 98% of the total MLIs portfolio of these categories of institutions, have provided the data for this report.

Growth and Outreach of microfinance in the country

These MLIs operate in 28 States, 5 Union Territories, and 686 districts in India. Whereas the data from Equifax India shows operations in all 35 States/UTs and in nearly 780 districts of the country. The total branch network of these institutions was 36,716, with 2.86 lakh employees engaged with them. Together, they are servicing over 558 lakh active micro clients, with a total loan outstanding of ₹2,43,975 Cr., including a managed portfolio of ₹73,027 Cr. The managed portfolio consists of ₹51,004 crores lent by Business Correspondents. About 88% of loans were reported as used for income-generating purposes.

The CIC data shows a total active client base of 6.72 Cr. with a loan outstanding of ₹3,33,907 Cr. The active client base and loan outstanding for the sector declined by 13% and 11%, respectively. The top 5 States, as per CIC data, are Bihar, Tamil Nadu, Uttar Pradesh, West Bengal and Karnataka. Although there was a reduction in the portfolio, Bihar continues to be the top state, accounting for nearly 16% of the total portfolio. The Average Ticket Size (ATS) was ₹59,473 and the Average Loan Outstanding per Unique Active Borrower was ₹49,658 respectively.

Based on the loan outstanding, 12 districts of Bihar, 4 districts each of Karnataka, Tamil Nadu, and West Bengal, and 1 district from Uttar Pradesh come in the top 25 districts. Within the top 15 districts in terms of loan outstanding, 11 districts have loan outstanding above ₹2,000Cr. but less than ₹3,000 Cr., 3 districts have loan outstanding exceeding ₹3,000 Cr., but less than ₹4,000 Cr. and only 1 district (Purbi Champaran of Bihar) recorded loan outstanding above ₹4,000 Cr. The combined loan outstanding of the top 25 districts accounted for 18% of the sector loan outstanding, while the top 10 districts alone contributed 9%. A notable fact was that the districts with loan outstanding more than ₹2,000 Cr. declined from 24 in the previous year to 15 this year.

The Self-reported data from 178 MLIs indicates a growth in loan portfolio by 2% and a decline in client base of 11% for these institutions. The total portfolio managed by them comprised ₹1,70,948 Cr. (70%) as On-Balance Sheet and ₹73,027 Cr. (30%) of Off-Balance Sheet Portfolio. The On-Balance-Sheet portfolio had ₹1,47,099 Cr. (86%) qualified assets and ₹23,849 Cr. (14%) non-qualified assets. Similarly, the Off-Balance Sheet Portfolio comprised ₹63,420 Cr. (87%) qualified assets and ₹9,606 Cr. (13%) non-qualified assets. The indications are that the MLIs are yet to take advantage of the relaxed norms for non-qualified assets.

The On-Balance Sheet (On-BS) portfolio of ₹1,70,948 crore, in FY 2026, increased by 3% on a year-on-year basis, from ₹1,65,268 crore in the previous year. The Off-Balance Sheet (Off-BS) portfolio remained largely unchanged at ₹73,027 crore (₹72,930 crore in the previous FY). During the reporting year, 84 MLIs operated as BC agents, with a total loan portfolio under the BC model standing at ₹51,004 crore, recording a 4% decline during FY 2025–26.

Asset Quality of microfinance portfolio

As per the CIC data, Asset quality of the sector showed a marked improvement in the short- to medium-term delinquency buckets, with PAR 30–179 DPD declining sharply to 2.34% as on 31 March 2026 as against 6.63% a year earlier. The PAR 30 to 90 dpd stood at 0.89% and PAR 90–179 DPD stood at 1.45%. The improvement reflects better asset quality and stronger collection efficiency. However, the PAR 180+ DPD portfolio is still high despite the full provision and write-off. This is more due to the different write-off policy of banks and SFBs. NBFC-MFIs and NBFCs generally do technical write off continue the collection, although the recovery is very minimal.

Operational and Financial Performance of MLIs

The 'feet on street' model of the microfinance sector continued to have a larger workforce with 2.86 lakh personnel, which had declined from 3.05 lakh in the previous year. Of this, 74% of staff were in the field. The share of women in the MLI staff was only 11%, which recorded a small hike from the previous year. The average number of active borrowers per credit officer (ABCO) has declined to 210 from 299 in 2024-25, mainly due to the reduction in total portfolio. The number may improve with an increase in portfolio and result in more efficient manpower use.

The cost implication for the industry as a whole, as self-reported by MLIs, was that financial cost formed 36%, and administrative expenses and operational expenses together formed 37%. The expenditure on personnel cost was at 26%. As a result, the average operating cost of these MLIs was at 8.47%, which showed an increase from 7.09% in the previous year. This could be due to a reduction in the denominator, the loan portfolio and could be corrected with an increased portfolio size. It varied

between different types of institutions and different sizes. The lowest was for the Very Large MLIs with a portfolio of more than ₹5,000 Cr., which was at 7.89%.

The Effective Yield of these MLIs during the year was at 18.54% and the weighted average Margin in FY2025-26 stood at 7.64%. The cost of operation, risk cost and net margin are deducted from the financial margin, indicating that many MLIs are not earning enough to keep them in profit. The average OSS (Operational Self Sufficiency) of the MLIs was at 104%. There were 46 MLIs that reported operational self-sufficiency (OSS) below 100%, indicating that their income was insufficient to cover their total expenses.

The weighted averages of the Return on Assets (ROA) and Return on Equity (ROE) for the sector stood at 0.21% and 2.51%, respectively. These ratios were lower in most cases, with some showing negative values too.

The CAR (Capital Adequacy Ratio) for all types of MLIs remained above the desirable level of 15%, with NBFC-MFIs having an average CAR of 40.23%. The Leverage (Debt-to-Equity ratio) of the sector was at 3.0. The sector received funding of ₹1,07,081 Cr. for its business activities, which includes the sale and securitization of portfolio of ₹15,235 Cr. The fund flow from the lending institutions recorded a substantial reduction during the year. The total outstanding borrowing of MLIs stood at ₹1,29,128 Cr., at the end of the year, which recorded a significant hike from the last year. The loans received from the banks and other financial institutions were mostly for the larger entities, with NBFC-MFIs accounting for nearly 97% of the outstanding pie. The large category of MLIs (Large and Very Large) had 90% of the share of funds received, whereas Very Large MLIs alone had 73%.

Self-Help Groups Bank Linkage Programme

The SHG Bank linkage programme has been adopted by the GOI for its poverty alleviation programme and implemented by the Ministry of Rural Development under a programme called Deendayal Antyodaya Yojana - National Rural Livelihood Mission (DAY NRLM). The number of SHGs with savings linkage in the country increased to 145.63 lakh accounts, as per the NABARD report, covering 16.95 crore households, during the year. The total bank savings mobilized from these SHGs and placed with the banks was at ₹79,669 Cr at the end of the year. The number of SHGs credit-linked also decreased during the year, to 53.48 lakh SHGs with total amount disbursed during the year, amounting to ₹2,21,944 Cr. The average loan disbursed per SHG for FY 2025-26 is reported at ₹4,15,000. The aggregate NPA of SHG loans has deteriorated in FY 2025-26 to 2%.

Co-lending portfolio Model

The co-lending model is also slowly getting traction. With the recent guidelines on co-lending, the model will further gain traction. Some of the MLIs have already entered into a co-lending arrangement with larger entities, but it is still in the nascent stages. As of 31 March 2026, the total co-lending portfolio stood at ₹1,792 crore, involving 11 MLIs and 12 banks/financial institutions (FIs). Banks/FIs funded ₹1,431 crore (80%), while MLIs retained ₹361 crore (20%) on their books, highlighting co-lending as an emerging channel for accessing larger and relatively lower-cost funding while retaining credit risk and customer servicing responsibilities.

Performance Highlights: A Snapshot of the Microfinance Sector (both JLG & SHG)

Indicators: JLG Model	2026	2025	Change from
Client Outreach (in Lakh)	558	627	↓
Share of Rural Clients (in%)	82%	80%	↑
On-Balance-Sheet Portfolio (in ₹ Cr)	1,70,948	1,65,268	↑
Off-Balance-Sheet Portfolio (in ₹ Cr)	73,027	72,930	↑
BC Portfolio (in ₹ Cr)	51,004	53,287	↓
Avg. Loan per Borrower (in ₹)	43,723	38,005	↑
Share of Income Generation Loans (in %)	88%	91%	↓
Women Employees in MLIs (in %)	11%	9%	↑
Avg. ABCO	210	299	↓
Avg. Operating Cost (OC) (in %)	8.47%	7.09%	↑
Avg. Finance Cost (FC) (in %)	10.90%	11.50%	↓
Avg. Yield (in %)	18.54%	19.18%	↓
Avg. Margin (in %)	7.64%	7.99%	↓
Avg. OSS (in %)	104%	104%	
Avg. ROA (in %)	0.21%	-1.71%	↑
Avg. ROE (in %)	2.51%	0.32%	↑
Avg. CAR (in %)	40.23%	32.94%	↑
Avg. Leverage	3.0	2.3	
Fund Flow (Outstanding) - (in ₹ Cr)	1,29,128	85,877	↓
Equity Outstanding - (in ₹ Cr)	40,837	37,029	↑
Avg. NPA (including 179 plus dpd) (in %)	4.73%	4.83%	↓
Indicators: SHG Model	**2026**	**2025**	
Total No. of SHGs Savings Linked (in Lakh)	145.63	143.30	↑
No. of Households covered (in million)	170	171	↓
Total Savings of SHGs with the banking system (in ₹ Cr)	79,669	71,433	↑
Total No. of SHGs (in lakh) credit-linked during FY	53.48	55.57	↓
Gross Loan Outstanding from banks to SHGs (in ₹ Cr)	3,33,077	3,04,259	↑
Total bank Loan Amount Disbursed to SHGs (in ₹ Cr)	2,21,944	2,08,283	↑
Avg. Loan Disbursed per SHG (in ₹)	4,15,000	3,75,000	↑
Avg. Loan Outstanding per SHG (in ₹)	4,00,000	3,58,000	↑
Avg. NPA (in %)	2.00%	1.74%	↑

Chapter 1

Indian Microfinance: Resilience, Responsibility & Inclusion

Ramesh Srivatsava Arunachalam

Introduction

The health of Indian microfinance is not determined within Indian microfinance. It is determined in the space between the national economy and the household kitchen — in the distance a macroeconomic impulse must travel before it becomes, or fails to become, a repayment. This chapter maps that distance for the period from FY2022-23 to FY2025-26, four years in which the sector completed an entire cycle of expansion, correction and recovery while the country around it assembled the most favourable configuration of macroeconomic conditions for low-income households in more than a decade. The two events are ordinarily narrated apart, one as a story of underwriting discipline and the other as a story of growth and disinflation. The argument advanced here is that they are a single story, and that neither is intelligible without the other.

Two instruments carry that argument and are used throughout. The first is a transmission framework: macroeconomic conditions reach a borrower household through nine identifiable channels — growth and income, inflation and expenditure, monetary and financial, rural and agricultural, fiscal and social protection, financial inclusion, digital, climate and shock, and institutional and regulatory — each carrying its own lag, its own leakage and its own points of blockage, and each capable of compounding, offsetting or gating the others rather than acting alone. The second is the household macro balance sheet, which holds that the surplus available for debt service is what remains of total household income after essential expenditure, debt servicing and shock costs, so that portfolio quality is a derivative of household cash-flow resilience and of nothing else. What follows applies to both records. Sections 1.1 and 1.2 set out the macroeconomic and external backdrop; Section 1.3 examines the policy response that kept the funding channel open; Sections 1.4 and 1.5 take the two terms of the identity that moved furthest, prices and income, and read them from the household's side; Section 1.6 asks what actually made the difference, and in which direction; and Section 1.7 states what the sector should now undertake to measure.

1.1 India's Macroeconomic Backdrop, FY2022-23 to FY2025-26

This chapter asks of each significant indicator the only question that justifies its presence in a microfinance publication: why does this matter to a low-income household? One methodological point precedes the numbers. In February 2026, the national accounts were rebased from 2011-12 to 2022-23, with improved capture of informal-sector activity, so multi-year narratives constructed across the revision require care, and several of the activities better captured under the new base are precisely those microfinance borrowers operate. Real Gross Domestic Product (GDP) grew 7.7 per cent in FY2025-26 on the provisional estimates released in June 2026, against 7.1 per cent in FY2024-25 on the same basis, with real GDP at ₹323.12 trillion.[1] For the microfinance analyst, composition matters more than the headline, and the composition was favourable: the trade, repair, hotels, transport, communication and storage block, in which a very large share of microfinance-financed enterprise sits, grew at approximately 11 per cent. Manufacturing grew 10.7 per cent; agriculture grew 3.0 per cent on a record production base; private final consumption expenditure grew 7.7 per cent against 5.8 per cent the previous year; and gross fixed capital formation grew 8.2 per cent.[2] Figure 1.1 sets out the composition.

Figure 1.1: The growth that reaches the household[3] (Composition of Indian growth, FY2025-26, provisional estimates, 2022-23 base).

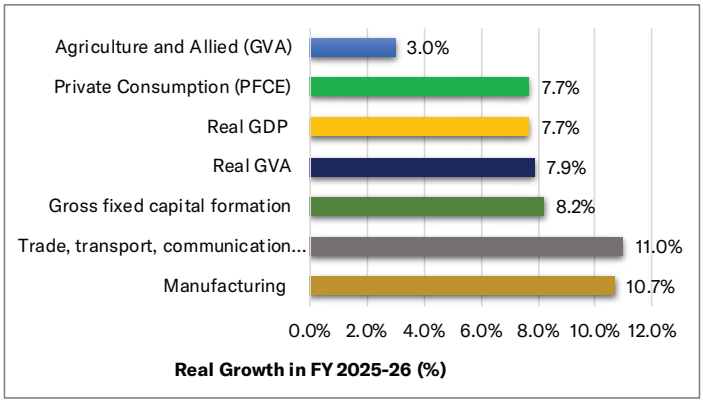

The labour-absorbing trade and transport block — where most microfinance-financed enterprises sit — led the expansion.

Two causal chains follow, and both are short. Construction and public capital expenditure generate migrant employment, which generates remittances, which raise rural household cash flows with a lag measured in weeks rather than quarters. Growth in trade, transport and hospitality raises informal enterprise turnover, and it operates in both directions at once: when that block grows, the borrower benefits twice, once as a proprietor whose own sales rise and once as supplier to and customer of neighbours whose sales also rise. Village-level enterprise income is a network property rather than an individual one. Public capital expenditure reaches the household by three routes, of which only the first is usually noted: employment during construction; asset creation, since a road that reduces the time and cost

[1] See Ministry of Statistics & Programme Implementation (MoSPI), Press Note on Provisional Estimates of Annual Gross Domestic Product for 2025-26. Quarterly Estimates of Gross Domestic Product for the Fourth Quarter (January-March) of 2025-26, https://www.mospi.gov.in/uploads/latestReleases/latest_release_1780655857536_5ac01869-ca4a-422d-b7a7-57b81da60932_Press_Note_on_GDP_Estimates_for_Q4_2025-26_and_PE_FY_2025-26_F.pdf.

[2] An earlier figure of approximately 7.0 per cent was the January 2026 First Advance Estimate on the outgoing 2011-12 base, and referred to manufacturing and construction combined. On the 2022-23 base used throughout this section, manufacturing grew 10.7 per cent in FY2025-26 against 9.3 per cent in FY2024-25. Mixing the two series is precisely the error the rebasing caution earlier in this section warns against.

[3] Source: National Statistical Office, Provisional Estimates of Annual GDP for FY 2025-26, 5 June 2026. Trade-transport-hotels figure approximate.

of reaching a market raises the price the producer realises, permanently; and a third that alters the lending frontier itself, since improved connectivity, electrification and water availability change what enterprises are viable in a village at all — and those new categories require larger and longer-tenor credit than the classical microfinance product provides.

Policy Rates

The policy repo rate was reduced from 6.50 per cent to 5.25 per cent in four steps between February and December 2025 and held at each of the four subsequent reviews, most recently on 5 August 2026, with a staggered 100 basis point reduction in the cash reserve ratio from September 2025 releasing roughly ₹2.5 trillion of primary liquidity.[4] The easing cycle is complete for the present. Figure 1.2 sets out the path.

Figure 1.2: The easing cycle, and the pause that followed[5] (Policy repo rate, January 2025 to August 2026).

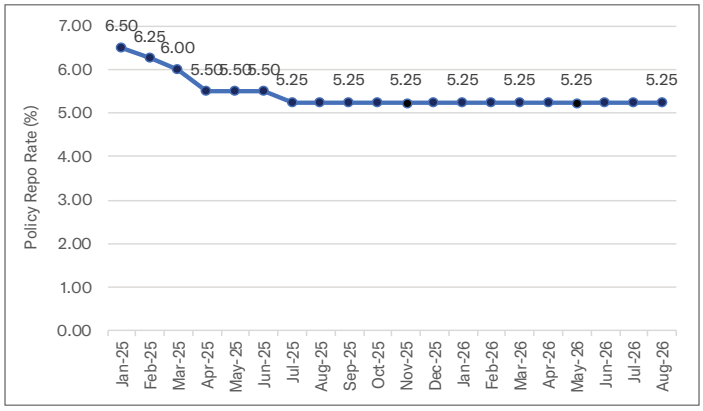

For microfinance, the binding constraint in this channel is availability of funding, not its price.

The significance of this easing runs primarily through availability rather than price. Bank lending remained the dominant funding source for non-banking financial company-microfinance institutions, at approximately two-thirds of borrowings outstanding at March 2026. An easing cycle therefore reaches the sector principally by improving the willingness and capacity of banks to lend to it, and only secondarily by reducing the rate at which they do so.

If monetary policy set the terms on which credit reached the sector, the agricultural cycle set the terms on which income reached the household. Two consecutive strong agricultural seasons defined the rural economy of the period. The 2025 south-west monsoon was above normal, reservoir storage stood above 91 per cent of live capacity in October 2025, and food grain production for 2025-26 reached a record 376.55 million tonnes against 357.73 million tonnes the previous year, an increase of approximately 5.3 per cent, with wheat at a record 120.65 million tonnes.[6][7] The India Meteorological Department's forecast for 2026 was below normal at 90 per cent of the long period average, the first such forecast in over a decade; cumulative rainfall stood 12 per cent below the long period average on 12 August 2026; and moderate El Niño conditions prevailed and were expected to strengthen.[8][9] Figure 1.3 sets the two facts side by side.

Box 1.1: Data Privacy and DPDP Readiness: Strengthening Customer Trust Through Responsible Data Governance

As digital adoption accelerates in microfinance, protecting customer data has become both a business imperative and a regulatory priority. Spandana Sphoorty Financial Ltd. has launched a comprehensive Data Privacy and Digital Personal Data Protection (DPDP) Readiness Initiative to strengthen data governance, enhance customer trust, and align its operations with the Digital Personal Data Protection Act, 2023.

The initiative includes an internal assessment followed by an independent gap assessment covering data inventory and data flow mapping, consent management, data principal rights, privacy governance, third-party risk management, data retention practices, security controls, breach management, privacy notices, and organizational awareness. The findings will provide a structured roadmap for implementing DPDP core controls and strengthening the institution's privacy framework.

A key focus of the programme is identifying and classifying personal data across business functions and technology platforms to improve visibility over data processing activities and enhance privacy controls. Existing policies and procedures are also being reviewed to incorporate privacy-by-design principles, covering consent management, data retention, third-party oversight, incident management, and customer grievance handling.

Recognizing that data privacy is an organizational responsibility, Spandana Sphoorty is also strengthening employee awareness through training programmes that promote responsible data handling and privacy compliance across all levels of the organization.

Key Outcomes

- Comprehensive assessment of data privacy practices and DPDP readiness.
- Structured roadmap for implementing DPDP core controls.
- Improved data governance through enhanced policies, privacy controls, and data lifecycle management.
- Strengthened management of third-party data processing and privacy risks.
- Increased employee awareness and accountability for responsible data handling.
- Enhanced customer trust, operational resilience, and regulatory preparedness.

Courtesy: Spandana Sphoorty Financial Ltd.

[4] See RBI, (August, 2026), 'Minutes of the Monetary Policy Committee Meeting, August 3 to 5, 2026', https://www.rbi.org.in/Scripts/BS_PressReleaseDisplay.aspx?prid=63403.
[5] Source: RBI, Monetary Policy Committee Statements. Stance neutral from June 2025.
[6] See PIB, (May, 2026), 'Third Advance Estimates Reflect India's Agricultural Strength; Union Minister Shri Shivraj Singh Chouhan Approves Record Crop Projections', https://www.pib.gov.in/PressReleaseIframePage.aspx?PRID=2265965&reg=48&lang=2.
[7] Author's calculation: (376.55 − 357.73) ÷ 357.73 × 100 = 5.26 per cent, shown rounded to one decimal place.
[8] Position as at 12 August 2026. Cumulative departure at that date remained inside the India Meteorological Department's "normal" classification band, but the distribution was materially uneven, with the eastern and north-eastern region carrying the largest deficit through the first half of the season. Readers should note that the season closes on 30 September and the final figure will differ.
[9] See PIB, (August, 2026), 'Parliament Question: South-West Monsoon Forecast', https://www.pib.gov.in/PressReleasePage.aspx?PRID=2298071&reg=48&lang=2.

Figure 1.3: Rural India enters FY2026-27 with full buffers[10] (Food grain production and monsoon performance, 2024-25 to 2026).

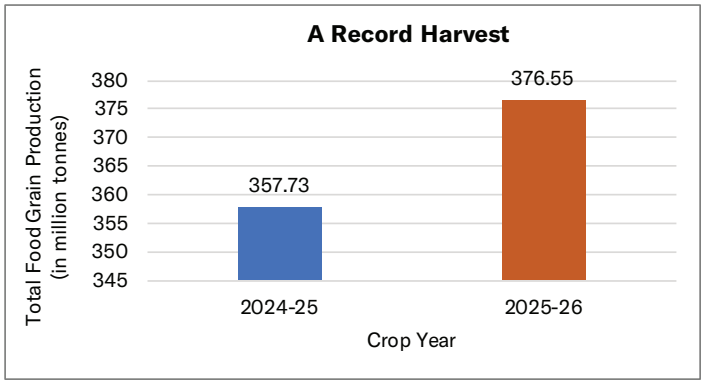

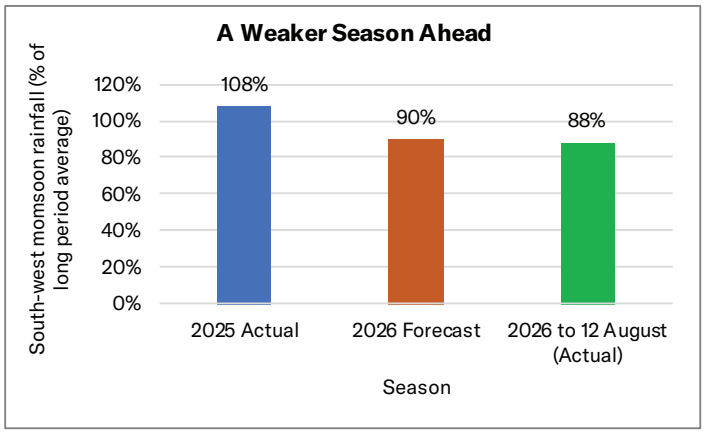

The question for the coming year is not production but whether buffers absorb a weaker season. The correct reading of this two-year sequence is that rural India entered FY2026-27 with unusually strong household balance sheets, full reservoirs and large public stocks, which is to say, with precisely the buffers that determine whether a weaker season becomes a household event or remains merely a weather event. That is the difference between a monsoon shortfall that appears in agricultural statistics and one that appears in a microfinance portfolio two quarters later. Fiscal consolidation continued alongside a sustained capital expenditure programme, with the deficit narrowing while public investment held the more favourable of the two available paths from the standpoint of low-income households, because the alternative form of consolidation operates through precisely the transfer and programme lines on which household resilience depends.

Placed against the household macro balance sheet, the backdrop of FY2025-26 supported every term of the identity at once. The appropriate conclusion is confident but precise: this was the most favourable macroeconomic environment for the Indian microfinance household in the four years under review, and probably in more than a decade. The sector's recovery in portfolio quality is therefore not solely, and probably not even mainly, an achievement of sector-level discipline; it is the joint product of that discipline and an exceptionally supportive configuration. Stating this plainly is not a diminishment - a favourable environment does not repair a book by itself — but the necessary basis for the more useful question, which is which of the improvements achieved were structural and will persist. Table 1.1 sets out the principal macroeconomic indicators and their relevance to the household.

Table 1.1: Selected macroeconomic indicators and their relevance to the microfinance household

Indicator	FY 2024-25	FY 2025-26	Why it matters to the household
Real GDP growth	7.1%	7.7% (provisional)	Sets the outer bound; composition determines who benefits
Trade, transport, hotels, communication	—	approx. 11%	The block in which the borrower enterprise itself operates
Manufacturing	—	10.7%	Wage employment and migrant absorption
Agriculture and allied (GVA)	4.2%	3.0%	Moderate growth on a record production base
Private final consumption	5.8%	7.7%	Local demand for the microenterprise's output
Gross fixed capital formation	—	8.2%	Construction employment, then permanent productivity gain
Policy repo rate (year-end)	6.25%[11]	5.25%	Reaches the borrower through funding availability
Food grain production	357.73 million tonnes	376.55 million tonnes	Farm income, food prices and buffer stock adequacy
Headline retail inflation	Moderating through the year	Below tolerance band for much of the year	The single fastest determinant of household surplus

Note: FY2025-26 figures are provisional or first-estimate positions. National accounts rebased to 2022-23 with effect from February 2026; figures are not directly comparable with earlier published series on the 2011-12 base. Sectoral growth figures are shown to one decimal place where officially published and as approximations otherwise.

[10] Sources: Ministry of Agriculture and Farmers' Welfare crop estimates; India Meteorological Department long-range forecasts. 2025 figure applies to the full season; 2026 figures are the forecast and the season position to 12 August.

[11] The repo rate stood at 6.25 per cent on 31 March 2025. The reduction from 6.50 to 6.25 per cent took effect at the February 2025 review; the move to 6.00 per cent followed at the April 2025 review, which falls in FY2025-26, not FY2024-25.

1.2 The External Environment, Climate and the Rural Household

The macroeconomic backdrop was favourable. It was not calm. The geopolitical issues also added to the misery. Three external developments defined the period. The first was the reordering of global trade, with the United States announcing a blanket tariff together with country-specific levies in April 2025; India responded by widening its trade relationships, and the merchandise trade deficit widened to approximately US$333 billion in FY2025-26 from US$283 billion.[12] The second was energy price volatility, which reaches the microfinance household by two direct routes: fuel is a disproportionate cost line for the transport-linked microenterprise, and energy prices feed agricultural input costs through diesel and fertiliser. The third was currency movement, with the rupee depreciating by approximately 5.4 per cent against the US dollar between April 2025 and January 2026, which raises the rupee cost of imported edible oil, fertiliser and energy, raises the cost of external commercial borrowings, and raises the rupee value of every remittance received.[13]

What is notable is how well the external account absorbed all three. For FY2025-26 as a whole, the current account deficit settled at US$25.2 billion, or 0.6 per cent of GDP, against US$22.9 billion and the same 0.6 per cent a year earlier, with the fourth quarter recording a surplus of US$7.1 billion.[14,15] Foreign exchange reserves stood at approximately US$701 billion in January 2026, covering around eleven months of imports, and net services exports grew 15.3 per cent during April–December 2025.[16,17] The external environment was turbulent; the external position was not.

Remittances deserve separate treatment, because the picture that matters for microfinance is not the one the headline conveys. India remained the world's largest recipient, and workers' remittances rose to US$110.47 billion in FY2025-26 from US$87.55 billion the previous year.[18,19] Beneath that aggregate sits a structural shift of direct consequence: the share originating in the Gulf Cooperation Council countries fell from 46.7 per cent in 2016-17 to 37.9 per cent in 2023-24, while the share from advanced economies rose.[20] The Gulf corridor is the low-skilled, high-volume migration route, and it feeds precisely the eastern and northern districts where borrower density is highest. The sector therefore faces an unusual configuration: national remittances at a record, and the particular flow that reaches the microfinance household growing more slowly than the total. Figure 1.4 sets out both facts together.

Figure 1.4: Record remittances, shifting corridors[21] (Total workers' remittances and the Gulf share of inflows to India).

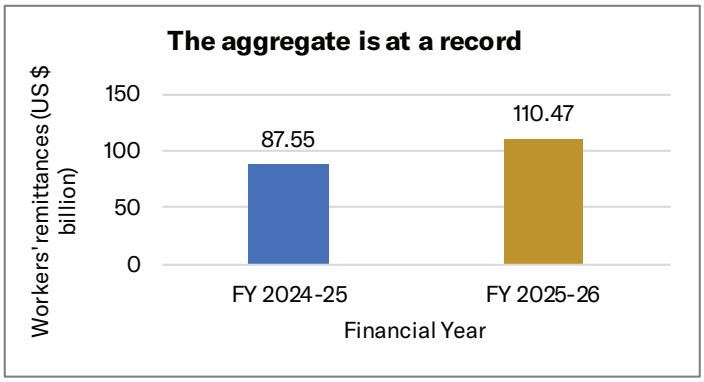

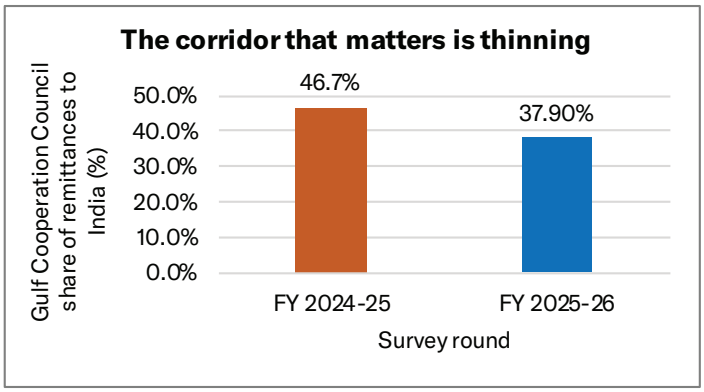

Gulf migration feeds the eastern and northern states where microfinance density is highest.

The practical instruction is that a lender operating in Bihar, Uttar Pradesh, Odisha or Jharkhand should treat Gulf labour-market conditions as a portfolio variable, not as foreign news. Remittance flows into a source district are observable now that transfers run on instant payment rails, and a district-level remittance indicator would give a genuine forward signal on household liquidity.

Trade, currency and remittances reach the household through prices and transfers. The next factor reaches it through the harvest itself, and it is the one the sector is least able to diversify away. Climate variability remains the most serious medium-term risk, and it has a property that distinguishes it from every other risk in a microfinance portfolio. Ordinary credit risk is idiosyncratic, and the group model diversifies it away; a climate event is covariate, affecting every borrower in a district simultaneously.

[12] See PIB, (April, 2026), 'The cumulative exports (merchandise & services) during FY 2025-26 (April-March) is estimated at US$ 860.09 Billion, as compared to US$ 825.26 Billion in FY 2024-25 (April-March), an estimated growth of 4.22%', https://www.pib.gov.in/PressReleasePage.aspx?PRID=2252272&reg=48&lang=2
[13] See PIB, (January, 2026), 'India Remains as the World's Largest Recipient of Remittances, With Inflows Reaching USD 135.4 billion in FY25', https://www.pib.gov.in/PressReleaseDetail.aspx?PRID=2219971&reg=3&lang=1
[14] See PIB, (February, 2026), 'India's Real GDP Estimated to Grow By 7.4% in FY 2025–26, With Nominal GDP Growth at 8%', https://www.pib.gov.in/PressReleasePage.aspx?PRID=2221389&reg=48&lang=2
[15] See KNN India, (June, 2026), 'RBI Data Shows India Records Current Account Surplus Of 0.7% Of GDP In Q4 FY26', https://knnindia.co.in/news/newsdetails/economy/rbi-data-shows-india-records-current-account-surplus-of-07-of-gdp-in-q4-fy26
[16] See PIB, (January, 2026), 'India Remains as the World's Largest Recipient of Remittances, With Inflows Reaching USD 135.4 Billion In FY25', https://www.pib.gov.in/PressReleasePage.aspx?PRID=2219971&reg=48&lang=2
[17] See RBI, 'Annual Report 2025-26',https://rbidocs.rbi.org.in/rdocs/AnnualReport/PDFs/0AR29052026F5B979AF274E445ABB1593EB226906335.PDF
[18] See Ministry of Finance, Department of Economic Affairs, (January, 2026), 'Economic Survey 2025-26', https://www.indiabudget.gov.in/economicsurvey/doc/echapter.pdf
[19] Reserve Bank of India. Remittances survey and workers' remittance data. 2025-26.
[20] See Gajbhiye, Dhirendra, Sujata Kundu, et.al., (March, 2025), 'Changing Dynamics of India's Remittances – Insights from the Sixth Round of India's Remittances Survey', https://rbi.org.in/scripts/BS_ViewBulletin.aspx?Id=23260
[21] Sources: RBI balance of payments data and sixth remittances survey; Economic Survey 2025-26.

Rising frequency is a concern; rising spatial correlation is a structural challenge to the risk model itself. Through 12 August 2026, cumulative rainfall ran 12 per cent below the long-period average, with the eastern and north-eastern region the region of highest borrower density — carrying a materially larger shortfall than the national figure conveys.[22] The policy architecture has strengthened through crop insurance, the agricultural data stack and the restructured rural employment guarantee, whose allocation was raised by approximately 42.8 per cent over the revised estimate, a decision whose timing, ahead of a below-normal forecast, is worth noting.[23]

Climate determines rural household income in a bad year; the labour market determines it in an ordinary one. Open unemployment alone can be misleading because rural India often absorbs surplus labour through agriculture. In 2025, rural unemployment was 2.4%, but short-term and seasonal joblessness was much higher, making it more relevant for borrowers with frequent repayments.

Four indicators matter: the gap between usual- and weekly-status unemployment; agriculture's 58.5% share of rural employment; youth unemployment of 9.9%, with 24.9% not in employment, education or training; and rising unpaid family work. Together, these suggest that low rural unemployment does not necessarily mean strong or stable household earning capacity—an important consideration for microfinance underwriting and repayment assessment.

Set out factor by factor, the pattern is unmistakable: almost every external and climatic line reverses between the two years. That is the substance of this paper's argument. The sector's difficulty in FY2024-25 and its recovery in FY2025-26 were driven substantially by the same set of channels moving first in one direction and then in the other. Sector-level discipline determined how well the institutions came through it. The channels determined what they had to come through. Table 1.2 sets out each external and climatic factor, the channel it travelled through, and its direction in each of the two years.

Table 1.2: External and climatic factors, and how they reached the microfinance household

Factor	Channel	Direction, FY2024-25	Direction, FY2025-26
Global trade reordering and tariffs	Growth and income	Adverse: investment uncertainty	Absorbed; trade relationships widened
Crude and energy prices	Inflation; rural and agricultural	Adverse: input and transport costs	Favourable for most of the year, firming late
Fertiliser and farm input costs	Rural and agricultural	Adverse: margin compression at the farm gate	Eased alongside energy and a record harvest
Rupee depreciation	Inflation; monetary and financial	Mixed: import costs up, remittance value up	Mixed, with remittance value gain dominant
Remittances, aggregate	Growth and income	Supportive	Strongly supportive; record inflows
Remittances, Gulf corridor	Growth and income	Structurally thinning as a share	Continues to thin; a forward risk
Monsoon and agricultural output	Rural and agricultural; climate	Adverse in parts; uneven farm income	Strongly favourable; record output
Climate covariate events	Climate and shock	Adverse and locally severe	Contained; buffers intact, weaker season forecast
Rural labour market	Growth and income	Adverse: real wages compressed by inflation	Favourable: real wages gained from near-zero inflation

1.3 The Policy Response: How the Funding Channel Was Kept Open

The channels examined so far operate on the borrower's income. The channel examined here operates on the lender's funding, and during the period under review it came closer than any other to closing altogether. The contraction in microfinance portfolio between mid-2024 and the end of 2025 had two distinguishable causes, and distinguishing them mattered for the choice of remedy. The first was demand-side and deliberate: underwriting standards tightened, first under the household-level assessment and repayment-obligation limits introduced in 2022, then under the industry guardrails adopted from April 2025. Fewer households qualified, and that was the intended effect of a correct policy. The second was supply-side and unintended: bank lending to microfinance institutions became more cautious as asset quality deteriorated — the gross non-performing asset ratio of the microfinance segment of non-banking financial companies approximately doubled to 4.1 per cent — and the caution fell hardest on the smallest institutions, which have the least diversified funding.[24] Since small institutions serve disproportionately the geographies that larger institutions have not entered, a funding constraint concentrated among them translates directly into a withdrawal of credit access from the least-served districts.

On 20 March 2026, the Government of India notified the Credit Guarantee Scheme for Microfinance Institutions 2.0. Its design repays close reading, because almost every parameter addresses a specific feature of the diagnosis rather than the problem in general. The scheme provides guarantee cover through the

[22] See PIB, (May, 2026), 'Third Advance Estimates Reflect India's Agricultural Strength; Union Minister Shri Shivraj Singh Chouhan Approves Record Crop Projections', https://www.pib.gov.in/PressReleaseIframePage.aspx?PRID=2265965&reg=48&lang=2
[23] See PRS Legislative Research, (February, 2026), 'Union Budget 2026-27 Analysis', https://prsindia.org/files/budget/budget_parliament/2026/Union_Budget_Analysis-2026-27.pdf
[24] See RBI, 'Report on Trend and Progress of Banking In India 2024-25', https://rbidocs.rbi.org.in/rdocs/Publications/PDFs/0RTP291220258C89B9E5F3F240AEB82AC25A1707A8C6.PDF

National Credit Guarantee Trustee Company, a subsidiary of the Small Industries Development Bank of India (SIDBI), to banks lending to microfinance institutions for on-lending within the Reserve Bank's regulatory definition, with a corpus of ₹200 billion.[25] Coverage is tiered inversely to institution size — 80 per cent of the amount in default for small institutions, 75 for medium and 70 for large, replacing a flat 75 per cent — which concentrates support where the funding constraint was tightest rather than distributing it in proportion to existing scale.[26] Pricing is capped at both ends: bank lending to institutions at the benchmark rate plus 2 per cent, and institutions must on-lend at least one percentage point below their own average lending rate of the preceding six months, with a guarantee fee of 0.5 per cent per annum.[27] The second cap is the analytically interesting one, because it ensures the benefit reaches the household rather than being retained in the intermediation margin. Funds are ring-fenced to incremental lending, and the scheme operates through automatic approval rather than case-by-case sanction, which matters because a guarantee that takes two quarters to obtain does not address a liquidity constraint arriving now.

In June 2026 the Government extended the scheme to 31 August 2026 and raised the maximum loan amount for large institutions from ₹3 billion to ₹10 billion, with approximately ₹ 85 billion sanctioned 42 per cent of the corpus.[28,29] That utilisation figure deserves to be stated alongside the design, because the two together carry the actual lesson. An instrument whose parameters are this closely matched to the diagnosis had, some twelve weeks after notification, drawn down under a twenty-fifth of the capital committed to it. Three explanations are available and they call for different responses: that the original cap suppressed demand from the entities able to use the facility quickly, which the June revision implicitly accepted; that lending banks rather than microfinance institutions were the binding constraint, since a guarantee reduces loss given default but does not restore appetite; or that the on-lending rate condition, analytically the scheme's best feature, is commercially unattractive to institutions still rebuilding margin. Establishing which applies, from the sanction data the trustee company holds, is the single most useful piece of policy evaluation available to this sector, and it is available at negligible cost. Two features of the episode deserve emphasis. The instrument is time-bound by construction: a guarantee scheme that becomes permanent alters the risk assessment of every subsequent lending decision and eventually substitutes for the underwriting it was meant to protect, while one that expires restores the ordinary discipline of the funding market. And the design works through pricing, not merely availability — most credit guarantee schemes address whether credit flows; this one also addresses at what price it reaches the ultimate borrower, converting a liquidity instrument into a transmission instrument. Table 1.3 sets out the structure.

Table 1.3: Credit Guarantee Scheme for Microfinance Institutions 2.0 — design and rationale

Parameter	Provision	What it addresses
Corpus	₹200 billion, guarantees through National Credit Guarantee Trustee Company (NCGTC)	Scale sufficient to shift bank risk perception
Guarantee coverage	80% small, 75% medium, 70% large institutions	Concentrates support where the funding constraint bound hardest
Rate cap on wholesale lending	External Benchmark Lending Rate (EBLR) or Marginal Cost of Funds-Based Lending Rate (MCLR) plus 2 per cent	Prevents the guarantee being priced away by the lender
Rate condition on on-lending	At least 1 percentage point below the institution's own prior six-month average	Ensures the benefit reaches the household, not the margin
Guarantee fee	0.5 per cent per annum	Keeps the instrument close to cost
Tenure	Three years, including a one-year moratorium	Matches the recovery horizon rather than the quarter
End use	Incremental lending only, disbursed within three months	Prevents substitution for existing exposure
Approval	Automatic at the trustee company	Speed, since a delayed guarantee does not relieve a present constraint
Validity	To 31 August 2026 or ₹200 billion of guarantees	Deliberately time-bound rather than permanent

Union Budget and its utilization

The Budget acts on several fronts at once. The Union Budget for 2026-27 sets the fiscal frame for the coming year. Total expenditure is estimated at ₹53.47 trillion, 7.7 per cent above the revised estimate, with capital expenditure rising 11.5 per cent and the fiscal deficit targeted at 4.3 per cent of GDP against a revised 4.4 per cent.[30] Three allocation decisions bear directly on the transmission channels: the rural employment guarantee received an allocation approximately 42.8 per cent above the revised estimate; the National Rural Livelihoods Mission received ₹172.80 billion, an increase of approximately 20 per cent; and the women-specific (Part A) component of the gender budget was

[25] Department of Financial Services, Ministry of Finance. Credit Guarantee Scheme for Microfinance Institutions 2.0, scheme notification. 20 March 2026.
[26] See PIB, (March, 2026), 'Government introduces Credit Guarantee Scheme for Microfinance Institutions-2.0 (CGSMFI-2.0)', https://www.pib.gov.in/PressReleasePage.aspx?PRID=2243314&reg=48&lang=2
[27] See note 29.
[28] See PIB, (June, 2026), 'Government Extends Validity of Credit Guarantee Scheme for Microfinance Institutions-2.0 (CGSMFI-2.0), Increases Loan Limits under the scheme', https://www.pib.gov.in/PressReleasePage.aspx?PRID=2271200&reg=48&lang=2
[29] Author's calculation: ₹7.70 billion ÷ ₹200.00 billion × 100 = 3.85 per cent, shown rounded to one decimal place.
[30] Ministry of Finance. Union Budget 2026-27 and Expenditure Budget documents. 1 February 2026; and PIB, (February, 2026), 'Highlights of Union Budget 2026-27', https://www.pib.gov.in/PressReleasePage.aspx?PRID=2221455&reg=48&lang=2.

raised to approximately ₹1.07 trillion.[31,32] The most consequential announcement, however, was not an allocation. Building on the Lakhpati Didi programme, the Budget proposed Self-Help Entrepreneur Marts — community-owned retail outlets within cluster-level federations of self-help groups, with the explicit intent of helping women move from credit-linked livelihoods to ownership of enterprises. The framing matters as much as the instrument, because it locates the next phase of policy at the point of market access, which is where credit-to-income conversion is either achieved or lost.

1.4 Inflation: Beyond the Headline, to the Borrower's Own Basket

Policy reaches the household through institutions, and therefore slowly. Prices reach it directly. Of the nine channels, inflation is the fastest and least leaky. It requires no intermediary and no lag; a price change reaches the household in the week it occurs. It is also the variable most commonly misread, because the headline index is not the index the borrower lives in. The Consumer Price Index (CPI) measures a representative basket, and a microfinance borrower household does not consume the representative basket: it consumes one weighted far more heavily towards food, fuel and transport and far less towards housing rent, durables and discretionary services. In the outgoing 2012-base series, food and beverages carried a weight of approximately 45.9 per cent in the all-India index, and for households in the lower expenditure deciles the food share is materially higher.[33]

The index was rebased to 2024 with effect from February 2026, but the structural point survives the rebasing, since the divergence between an average basket and a low-income basket is a property of the income distribution rather than of any base year. That divergence generates a concept proposed here as an analytical instrument: the microfinance borrower's effective inflation rate, defined as the rate of increase in the cost of the specific consumption basket of a low-income household, computed using that household's own expenditure weights. Its construction is straightforward — published category-level rates are reweighted using expenditure shares characteristic of the borrower household. It has an important property frequently overlooked: it does not always run above the headline.

When inflation is food-led, the borrower's effective rate exceeds the headline, and the household experiences greater compression than national commentary suggests. When disinflation is food-led, the relationship inverts, and the household experiences greater relief than the national statistic implies. Figure 1.5 sets out both cases.

Figure 1.5: The borrower's basket cuts both ways (Illustrative effective inflation rate under two regimes, average versus low-income weights).

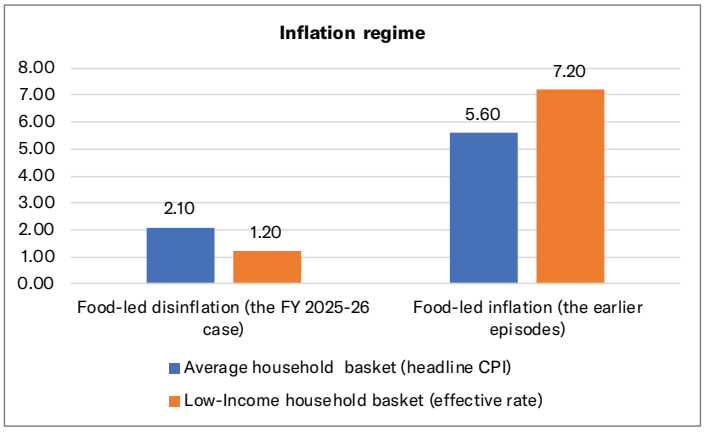

Food-led disinflation places the borrower's effective rate below the headline.

Illustrative computation by the author, applying category inflation rates to differing expenditure weights. Not an official series.

FY2025-26 was decisively the second case, and this is one of the most consequential and least remarked facts of the period. Retail inflation fell to levels not recorded in a generation, slipping below the lower bound of the tolerance band during the second quarter. In the closing months of calendar 2025, rural headline inflation touched approximately zero and briefly turned marginally negative, with the consumer food price index recording outright deflation in the rural sector. Figure 1.6 traces the path, including the series break at the February 2026 rebasing.

Figure 1.6: A generation's low, then a normalisation[34] (Headline retail inflation, selected months, December 2024 to July 2026).

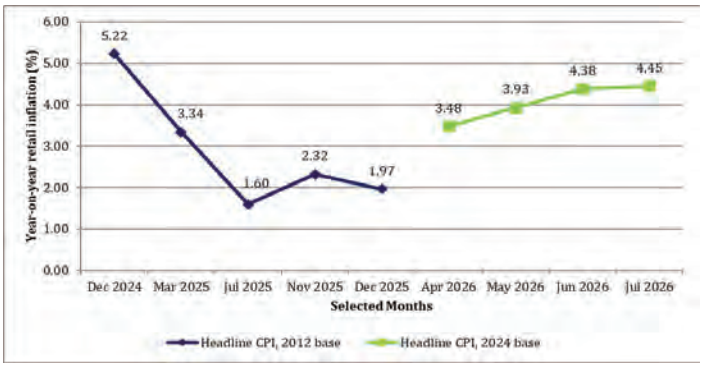

[31] See Bhagirath, (February, 2026), 'Budget 2026-27: 20 per cent increase in allocation of Livelihood Mission for women empowerment', https://www.downtoearth.org.in/governance/budget-2026-27-20-per-cent-increase-in-allocation-of-livelihood-mission-for-women-empowerment
[32] See PIB, (February, 2026), 'Allocation of Rs. 5.01 lakh crore reported for welfare of women and girls in the gender budget statement of FY 2026-27, an increase of 11.55% over the GBS allocation of Rs. 4.49 lakh crore in FY 2025-26', https://www.pib.gov.in/PressReleasePage.aspx?PRID=2229460&reg=3&lang=1
[33] See RBI, (April, 2025), 'Monetary Policy Report – April 2025', https://rbi.org.in/scripts/BS_ViewBulletin.aspx?Id=23321
[34] Source: Ministry of Statistics and Programme Implementation, monthly CPI releases. Series break at February 2026.

Rural headline inflation touched approximately zero in late 2025 — below the all-India print shown here.

The composition of that disinflation is what makes it significant. It was concentrated in food, driven by two successive strong agricultural seasons and record output. A household spending half or more of its budget on food, in a year in which food prices were flat to falling, experienced an effective inflation rate below an already very low headline. Set against nominal income growth from a record harvest, employment-intensive services expansion and robust remittances, this produced the largest single-year real income gain for low-income households in the period under review. For a lender, the causal chain is direct: food disinflation reduces essential expenditure in real terms, which expands the household surplus, which strengthens debt-servicing capacity, which improves collection efficiency, which reduces portfolio at risk.[35] Underwriting discipline explains part of the FY2025-26 improvement; the borrower's household budget explains a great deal of the rest. An honest reading requires noting the lines that moved differently. Education inflation remained firm and is a rising share of the low-income budget, concentrated seasonally in the first quarter and among the most common stated purposes of borrowing at that point in the calendar. Health inflation likewise remained firm, and health expenditure is both large and unpredictable. Precious metals rose sharply, and for the low-income household gold is not a consumption item at all but the principal store of value — so rising prices strengthen the balance sheet by revaluing the buffer stock upward even as they raise the cost of replenishing it. Table 1.4 sets out the components of the borrower's basket alongside their direction during the year.

Table 1.4: The borrower's basket: approximate weights and direction during FY2025-26

Expenditure category	Approximate weight, all-India basket	Direction of weight in a low-income basket	Direction of prices, FY2025-26	Net effect on household surplus
Food and beverages	approx. 45.9%	Materially higher	Falling; rural food deflation in late 2025	Strongly favourable
Fuel and light	approx. 6.8%	Higher	Broadly stable to soft	Favourable
Transport and communication	approx. 8.6%	Higher for enterprise households	Soft, firming late in the period	Mildly favourable
Housing	approx. 10.1%	Materially lower	Stable	Neutral
Education	approx. 4.5%	Rising over time	Firm	Unfavourable and seasonal
Health	approx. 5.9%	Rising over time	Firm	Unfavourable and unpredictable
Precious metals	Small	Buffer rather than consumption	Sharply higher	Favourable through buffer revaluation

Note: weights shown are approximate all-India shares under the outgoing 2012-base series, indicated for structural illustration. The index was rebased to 2024 with effect from February 2026. Low-income basket direction is indicative and not an official series.

By May 2026 the picture had begun to normalise, and three further months of data have confirmed that reading in the direction the instrument predicted. Headline inflation rose to 4.38 per cent in June 2026 and 4.45 per cent in July, a nineteen-month high and the second consecutive month above the 4 per cent target after sixteen months below it, with food inflation at 5.52 per cent.[36,37] More to the point for this readership, the rural-urban gap did not close but widened: rural headline inflation reached 4.84 per cent in July against 3.96 per cent urban, and rural food inflation 5.79 per cent against 5.05 per cent urban.[38,39] Within the food group, the movement was concentrated in exactly the volatile, high-frequency items that dominate a poor household's daily purchase, with onion inflation accelerating to 22.5 per cent from 4.7 per cent in a single month.[40] The borrower's effective inflation rate is therefore now running above the headline, and the disinflation dividend is being handed back at a measurable rate. The practical instruction is specific. A microfinance institution should not track headline CPI; it should construct and track its own borrowers' effective inflation rate, using published category-level data reweighted by the expenditure shares observed in its own client base — data most institutions already collect at loan appraisal and simply do not aggregate. The value is no longer hypothetical. An institution that had constructed this measure in May 2026 would have read the widening rural-urban gap as an early signal; one tracking headline CPI alone would have seen a rate still comfortably inside the tolerance band and concluded that nothing had changed.

1.5 Employment, Wages and Livelihoods

Income is the first term of the household macro balance sheet, and employment is where income originates. Any labour market analysis for this readership must begin by acknowledging what it is analysing: the microfinance borrower household is rarely composed of employees but of own-account workers, casual labourers, unpaid family workers and circular migrants — categories conventional employment statistics were not primarily designed for. This produces a persistent measurement

[35] See Sa-Dhan, 'The Bharat Microfinance Report 2025', https://www.sa-dhan.net/wp-content/uploads/2025/10/Bharat-Microfinance-Report_FY_2024-25_compressed.pdf.
[36] See PIB, (June, 2026), 'Press Release of Consumer Price Index on Base 2024=100 For May, 2026', https://www.pib.gov.in/PressReleasePage.aspx?PRID=2272112&reg=48&lang=1
[37] See Das, Rajib, Radheshyam Verma, et.al., (August, 2026), 'State of the Economy', https://rbidocs.rbi.org.in/rdocs/Bulletin/PDFs/01ARTICLES25082026C265B792384D44BE8EE6DB2408F8626A.PDF
[38] See ANI, (August, 2026), 'Food prices may push inflation higher, but it will remain below RBI's upper tolerance band: Experts', https://www.aninews.in/news/business/food-prices-may-push-inflation-higher-but-it-will-remain-below-rbis-upper-tolerance-band-experts20260812190235/
[39] See PIB, (August, 2026), 'Press Release of Consumer Price Index on Base 2024=100 For July, 2026', https://www.pib.gov.in/PressReleasePage.aspx?PRID=2298247&reg=48&lang=2
[40] Rural-urban headline gap: 72 basis points in May 2026, 81 in June, 88 in July. All figures are provisional and on the 2024=100 base and are not comparable with the outgoing 2012-base series.

asymmetry in which formal employment is well measured and is not where most borrowers work, while informal self-employment is where most borrowers work and is measured with the greatest difficulty.

Labour force participation, particularly among rural women, has risen significantly, driven largely by self-employment. However, participation alone does not indicate economic empowerment; it may reflect enterprise formation, better measurement, distress participation or unpaid family work. The evidence points mainly to the first two.

For microfinance, the critical question is whether participation translates into economic agency. Five factors matter: type of work, regularity of income, control over earnings, ownership of productive assets, and household decision-making power. Progress has been strongest in participation and collective engagement, but women's ownership of enterprise assets remains the weakest link between credit, income and lasting economic empowerment.

Table 1.5: Five questions about women's work, and their underwriting counterparts

Question about the work	Why it matters developmentally	Underwriting counterpart
Nature of the work	Distinguishes enterprise from unpaid family contribution	Whether an independent income stream exists at all
Level and regularity of earnings	Regularity determines whether income is usable	Fit between cash-flow pattern and repayment frequency
Control over income	Determines whether the loan reaches its intended user	Whether the obligor is the economic decision-maker
Ownership of enterprise assets	Determines whether gains accumulate into wealth	Durability of the enterprise and of the income stream
Position in household decision-making	Shifts with sustained income and collective membership	Resilience of repayment through household disagreement

Two further developments matter. Circular migration remains one of the principal income transmission mechanisms into high-borrower-density districts, and it is now substantially digitised, which has compressed both the cost and the lag of the transfer and made remittance income visible as a transaction record for the first time. It is also seasonally patterned in knowable ways, so repayment schedules aligned to a source district's liquidity profile perform better than schedules that ignore it. And platform-mediated work occupies an unusual position from a credit standpoint: its earnings are informal in security but formal in record, since the platform worker has no employment contract but possesses a complete, verifiable, digitally recorded income history. The traditional obstacle to lending against informal income was unverifiability, and platform work removes that obstacle without removing the underlying volatility.

The strategic implication is that the sector's underwriting is presently calibrated to a labour market that is being superseded. Assessment built on the assumption of unverifiable informal income leaves on the table the growing share of borrower households whose income is now digitally observable — from platform work, digitised remittances, direct benefit transfers and enterprise receipts through instant payment rails. Building the capability to read those records, rather than any change in product terms, is the most valuable investment available to the sector over the coming three years.

Box 1.2: Judgment to Intelligence: How AI is Transforming MFI Credit Underwriting

For decades, microfinance has relied on human interaction for credit assessment. Credit officers typically meet borrowers, visit their households or businesses, assess income and repayment capacity, and combine these observations with available bureau and household information to make lending decisions. While this approach has enabled MFIs to serve customers with limited formal credit histories, it can also result in differences in judgement, inconsistent appraisal, and human bias.

For informal borrowers, particularly women, smallholders, and first-time borrowers, reliable digital data is often limited, making field appraisal an important part of credit assessment. However, such observations can be difficult to standardize, verify, and audit. In response, Pahal Financial Services explored technology to make credit underwriting more scientific, consistent, and evidence-based, while also improving operational efficiency.

An important capability acquired through Sub-K

One of the significant capabilities that came to Pahal through its acquisition of Sub-K Portfolio was VISyst (Virtual Intelligence System). The technology offered an opportunity to rethink the way customer interactions could be used in credit underwriting. Pahal has applied VISyst largely across its BC operations and now for its own portfolio as well, where the scale and distributed nature of customer acquisition and appraisal make consistency in underwriting particularly important. Rather than replacing the human interaction, VISyst seeks to make that interaction more structured and useful for decision-making.

Each appraisal is captured as a recorded video interaction and conducted through a standardized rubric. A multimodal AI layer analyses the interaction, checks consistency with the prescribed Standard Operating Procedures (SOPs), and converts relevant observations into structured credit insights. These observations can include factors such as asset ownership, housing conditions, the consistency between stated and observed repayment capacity, evidence of business activity, hesitation while discussing income, and the presence of a third party or proxy respondent. These are then considered alongside socio-economic, geo-spatial and officer-level variables to generate a composite

risk score and confidence level. The objective is not to allow an algorithm to make decisions in isolation. Rather, technology helps bring consistency to the information on which the underwriter makes a decision.

What Pahal has gained

The experience with VISyst indicates benefits in both portfolio quality and operational efficiency. Early evidence shows that appraisal turnaround time has reduced by approximately 45%, while AI-assisted cohorts have recorded lower early-stage delinquency and NPAs compared with manually assessed cases. For Pahal, the technology can support more consistent underwriting, early risk identification, improved portfolio quality, and reduced administrative work for field teams.

Keeping technology responsible

AI in financial services must ultimately be built around customer trust. VISyst incorporates explicit informed consent before the interaction, with data protection principles including encrypted storage, role-based access, audit trails, purpose limitation and defined retention and deletion policies. Automated scoring operates alongside human oversight, with explainable outputs helping underwriters focus on cases requiring attention. This is particularly important in microfinance, where the customer relationship is central to the model. Technology should strengthen that relationship rather than make the credit process impersonal.

The road ahead: making underwriting more consistent, not less human

The emergence of AI in MFI underwriting reflects a shift towards making human judgement more consistent, evidence-based, and accountable rather than replacing it. Pahal aims to retain the human interaction central to microfinance while using AI to structure, verify, and analyse field information. As MFIs serve customers with limited formal credit histories, this approach can help convert field observations into reliable and actionable credit insights, supporting more responsible and disciplined lending.

Courtesy: Pahal Financial Services Pvt. Ltd.

1.6 What Helped, and What Did Not: A Causal Reading of the Cycle

The introduction set out the framework; the preceding sections applied it to the macroeconomic record. This section uses both to answer the question a sector publication exists to answer: of everything that happened between FY2022-23 and FY2025-26, what actually made the difference, and in which direction? The answer requires causal discipline rather than chronology, because the cycle had many features and only some of them were causes. Diagram 1 sets out the full chain.

DIAGRAM 1

The causal chain of the FY2024-26 microfinance cycle

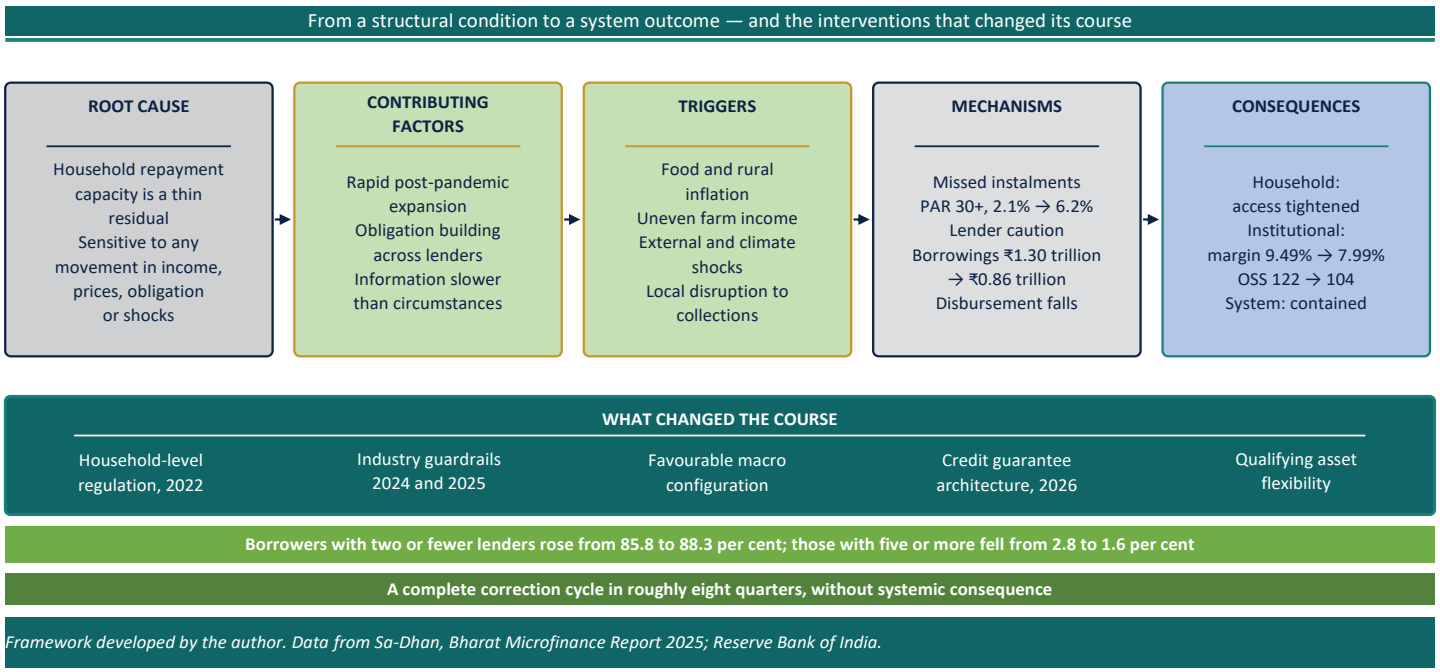

Framework developed by the author. Data from Sa-Dhan, Bharat Microfinance Report 2025; Reserve Bank of India.

The root cause was structural and long predates the cycle: household repayment capacity in this segment is a thin residual. When income is modest, essential expenditure is large and non-discretionary, and buffers are shallow, the surplus available for debt service is small in absolute terms and highly sensitive to movement in any of the other three terms of the identity. That is a permanent feature of lending to this segment, not a defect of any institution's underwriting. The contributing factors were three, and they compounded: the rapid post-pandemic expansion, with the portfolio rising from approximately ₹2.90 trillion in 2022 to ₹3.52 trillion in 2023 and ₹4.15 trillion in 2024;[41] the accumulation of household obligation across multiple lenders that accompanied it, since a household's total obligation was visible to no single lender in full; and the incompleteness of the information architecture, with bureau reporting cycles measured in weeks against borrower circumstances that change in days, and self-help group borrowing recorded in a system entirely separate from institutional borrowing.

The triggers were macroeconomic and arrived from outside the sector — food inflation through FY2023-24 and into FY2024-25, uneven rural income conditions, and local disruptions that interrupted collection cycles. The mechanisms then propagated the shock in a traceable sequence. Compressed household surplus produced missed instalments; missed instalments produced rising portfolio at risk, moving beyond 30 days from 2.1 to 6.2 per cent and beyond 90 days from 1.6 to 4.8 per cent;[42] rising portfolio at risk produced caution among the banks that fund microfinance institutions; that caution produced the funding contraction, with outstanding borrowings of micro lending institutions falling from ₹1.30 trillion to ₹859 billion, a decline of approximately a third; and the funding contraction produced reduced disbursement, which reduced portfolio, which compressed institutional economics further. Figure 1.7 shows where that shock landed.

Figure 1.7: Where the macro shock landed on the balance sheet[43] (Funding and unit economics of micro lending institutions, FY2023-24 to FY2024-25).

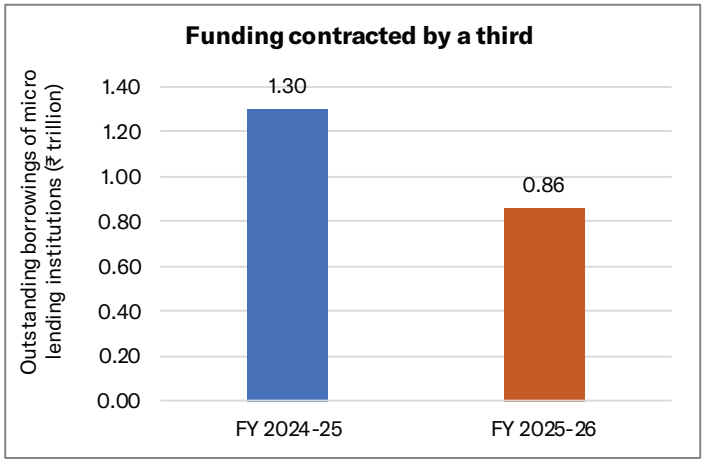

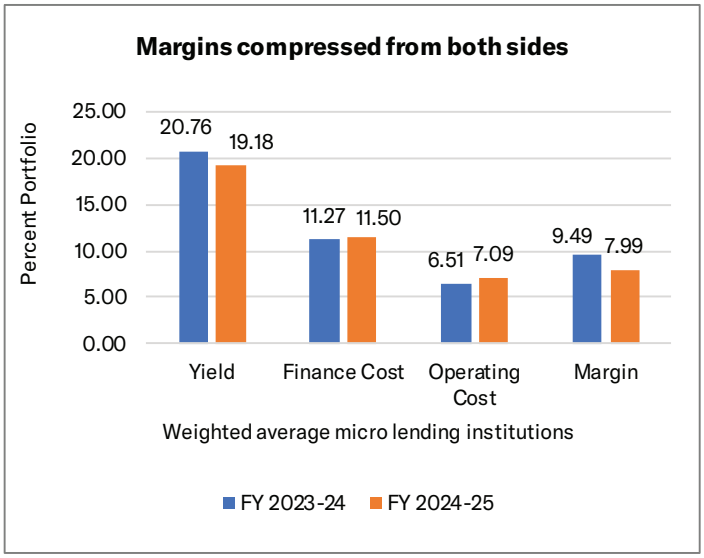

Operational self-sufficiency fell from 122 to 104 per cent as yield fell and both cost lines rose. The consequences were felt at three levels. At household level, credit availability tightened, and some households moved to other instruments. At institutional level the squeeze was severe and asymmetric: yield fell from 20.76 to 19.18 per cent while finance cost rose from 11.27 to 11.50 per cent and operating cost from 6.51 to 7.09 per cent, so that margin compressed from 9.49 to 7.99 per cent, operational self-sufficiency fell from 122 to 104 per cent, and return on assets moved from 4.06 per cent to –1.71 per cent.[44] At system level the effect was contained, which is itself the most important finding: at no point did the sector's difficulties threaten financial stability. Table 1.6 sets the chain out in summary.

Table 1.6: Causal structure of the FY2024-26 microfinance cycle

Causal layer	What it was	Evidence
Root cause	Household repayment capacity is a thin residual, highly sensitive to movement in income, prices, obligations, or shocks	The surplus identity; expenditure share on food in low-income budgets
Contributing factor	Rapid post-pandemic portfolio expansion	Portfolio ₹2.90 trillion (2022) → ₹3.52 trillion (2023) → ₹4.15 trillion (2024)
Contributing factor	Household obligation accumulating across lenders, invisible to any one of them	Borrowers with five or more lenders at 2.8 per cent in March 2024
Contributing factor	Information architecture slower than borrower circumstances	Reporting cycles in weeks; SHG borrowing outside the institutional record

[41] Author's calculation: (3.52 − 2.90) ÷ 2.90 × 100 = 21.4 per cent; (4.15 − 3.52) ÷ 3.52 × 100 = 17.9 per cent.
[42] Author's calculation: (859 − 1,300) ÷ 1,300 × 100 = −33.9 per cent.
[43] Source: Sa-Dhan, Bharat Microfinance Report 2025 (data from 203 micro lending institutions covering more than 98 per cent of institutional business).
[44] Note on the margin figures. The FY2023-24 figures reconcile exactly as yield less finance cost (20.76 − 11.27 = 9.49). The FY2024-25 figures do not: 19.18 − 11.50 = 7.68 percentage points, against the 7.99 per cent reported. The discrepancy of 0.31 percentage points suggests either a definitional change in the margin measure between the two years or a typographical error in one of the three underlying figures. The reported value is retained as published; the direction and approximate magnitude of the compression are unaffected either way.

Causal layer	What it was	Evidence
Trigger	Food inflation compressing household surplus; uneven rural income; local disruptions	The fastest transmission channel, operating with no lag
Mechanism	Missed instalments → portfolio at risk → lender caution → funding contraction → reduced disbursement	PAR 30+, 2.1% → 6.2%; borrowings ₹1.30 trillion → ₹859 billion
Consequence, household	Credit availability tightened; substitution towards other instruments	Client base down 13 per cent in FY2024-25; gold-backed lending compounding rapidly
Consequence, institutional	Severe margin compression	Margin 9.49% → 7.99%; OSS 122% → 104%; RoA 4.06% → –1.71%
Consequence, system	Contained; no threat to financial stability	Banking system gross non-performing assets at multi-decadal lows throughout

Naming the chain is only half the exercise; the key question is which interventions changed it. Five interventions made a measurable positive difference. Household-level regulation had the strongest structural impact, particularly the 2022 shift from product- to household-based assessment. Industry guardrails also worked: borrowers with two or fewer lenders increased from 90.5% to 92.6%, while those with five or more fell from 1.6% to 0.1%. The supportive macroeconomic environment, credit guarantees and regulatory flexibility on qualifying assets also strengthened sector stability.

However, three gaps remained. Information systems still do not provide a complete household-level view, particularly for SHG borrowing. Institutional support was uneven, with NBFC-MFIs receiving most of the funding. Household resilience products—insurance, savings and pensions also lagged behind the expansion of credit. The broader lesson is that Indian microfinance has developed a functioning corrective mechanism. Household leverage rose, regulation and industry guardrails responded, multiple lending declined, asset quality recovered, and growth resumed without systemic disruption. This corrective capacity—not any single March 2026 indicator is the sector's most important asset for the next decade

1.7 Microfinance and Viksit Bharat: The Case for the Next Decade

India's ambition to become a developed economy by 2047 ultimately depends on whether households build productive assets, stable incomes, financial resilience and market access. With 67.24 million microfinance clients and around 171 million households reached through SHGs, largely women, microfinance has a critical role in this transformation.

The sector's next measure of success should move beyond outreach to credit-to-income conversion—the sustainable income generated by each additional rupee of credit. With 91% of loans supporting income-generating activities and the Lakhpati Didi initiative placing household income at the centre of policy, the focus must now shift from access to measurable outcomes. Four priorities are critical: integrate SHG borrowing into credit bureaus; assess repayment capacity rather than past repayment alone; strengthen savings, insurance and pension coverage; and expand market access, because credit enables production but income ultimately depends on markets. The goal is to make microfinance an instrument of sustained household income and productive capacity.

Table 1.7: A sequenced agenda for the sector

Horizon	Action	Principal implementer	Expected effect
Immediate (0–12 months)	Bring SHG borrowing into credit information reporting	NABARD, credit information companies, Reserve Bank	Household obligation visible across both architectures for the first time
Immediate (0–12 months)	Publish a borrower effective-inflation indicator from client expenditure data	Sa-Dhan, member institutions	One to two quarters of lead time on collection stress
Short (1–2 years)	Add buffer depth and income-source correlation to appraisal	Member institutions, with Sa-Dhan common formats	Underwriting shifts from repayment record to repayment capacity
Short (1–2 years)	Make the funding gradient by institution size an explicit policy variable	Department of Financial Services, SIDBI, NABARD, banks	Credit reaches the geographies smaller institutions serve
Medium (2–4 years)	Attach credit products to market-access infrastructure including SHE Marts	Ministry of Rural Development, state missions, institutions	Credit converts into realised income rather than turnover
Medium (2–4 years)	Bring insurance, savings and pension coverage to credit-level scale	Institutions, IRDAI, PFRDA, Sa-Dhan	Shocks absorbed by buffers rather than by portfolios
Long (4–10 years)	Report credit-to-income conversion as a headline sector metric	Sa-Dhan, with NABARD and member institutions	The sector measured on income created, not credit extended
Long (4–10 years)	Develop climate-contingent products for covariate risk	Institutions, reinsurers, NABARD, Sa-Dhan	The one risk group lending cannot diversify becomes insurable

One further thing is required of the sector, and it is not a policy measure. Indian microfinance has a habit of understating its own case. It reaches more low-income households than any other formal financial institution in the country. It reaches them overwhelmingly through women, and has done so for three decades. Roughly nine in ten of its loans finance income-generating activity. It operates in 35 States and Union Territories and in nearly 780 districts. It has built, in the self-help group federations, a community institutional infrastructure with few equivalents anywhere in the world. And it has just demonstrated that it can identify a build-up of household leverage, act on it collectively, absorb the cost, and return to growth on a cleaner base within roughly eight quarters. That is not a delivery channel. It is household financial infrastructure. The obligation that comes with the claim is to measure what it produces rather than what it disburses.

Conclusion

Across the nine channels, the four-year cycle reflects one mechanism operating in opposite directions. From FY2022-23 to FY2024-25, food inflation and uneven rural incomes squeezed household surpluses, weakened repayment, tightened lender funding and reduced credit access. In FY2025-26, these pressures reversed: better harvests, food disinflation, stronger employment and remittances, monetary easing and credit guarantees supported household incomes, funding and portfolio quality. The sector navigated the cycle well, but favourable external conditions also played a significant role.

The March 2026 position should therefore be seen as a starting point, not an endpoint. Inflation has begun rising again, the 2026 monsoon is below normal in high-borrower-density districts, and the guarantee facility has expired. While household balance sheets remain stronger, the next phase calls for closer measurement and borrower-level monitoring. Institutions that understand household cash flows, underwrite repayment capacity and measure the income generated by credit will be best placed to withstand the next cycle.

Chapter 2

The State of Microcredit: A Panoramic View of the Microfinance Sector

2.1 Sector Overview

In the year 2025-26, the microfinance sector navigated a year of de-growth and sluggishness, marking the transition from a prolonged phase of portfolio stress and de-growth to consolidation and an early stage of growth recovery. The loan outstanding of the sector stood at ₹3,33,907 Cr.[1] in 1,040 lakh loan accounts as of 31st March 2026. Thus, a sector that had made rapid growth after the COVID pandemic saw a year of consolidation and stabilisation.

On a year-on-year basis, loan outstanding contracted by 11% between March 2025 and March 2026. The de-growth trend that had persisted for almost eight consecutive quarters saw a turnaround in the last quarter, with 4% credit expansion over December 2025, the first positive movement since the June 2024 quarter.

The improvement in growth momentum has been accompanied by a marked strengthening of asset quality. The sector-wide PAR 30-179 DPD improved from 6.63% in March 2025 to 2.34% in March 2026, a moderation of 429 basis points, suggesting that the consolidation phase of the preceding two years has successfully established a sounder credit foundation.

The March 2026 data shows that early-stage asset quality has improved substantially across all lender categories, with PAR 30-179 DPD, PAR 60-179 DPD and PAR 90-179 DPD improving significantly from March 2025 levels. The up-to-24-Month On Book (MOB) portfolio, PAR 180+ DPD remained higher for Banks at 9.3% and SFBs at 8.2%, compared to 3.7% for NBFC-MFIs and 2.2% for NBFCs. The stress is relatively higher for Banks and SFBs, whereas NBFC-MFIs and NBFCs appear to have stronger performance for loans within their last 24-month period.

Overall, the March 2026 trend points to improving credit performance and reduced fresh slippages, but the elevated PAR 180+ DPD within the 24-MOB portfolio of Banks and SFBs indicates that deeper delinquency remains a concern in these segments. The relatively low PAR 180+ DPD levels for NBFC-MFIs and NBFCs suggest better vintage-level portfolio performance and stronger containment of delinquency, although continued monitoring will be important as the current vintages mature.

This chapter analyses the overall status of the microfinance sector using data obtained from Equifax India, a leading Credit Information Company. The analysis encompasses information from all micro-lenders operating nationwide, including Banks, Small Finance Banks (SFBs), NBFC-MFIs, NBFCs, and Others[2].

Table 2.1 Microfinance Sector Snapshot as of 31st March 2026

Parameter	Micro-Lender	As of 31st March 2026	Micro-Lender Share (in %)	Y-o-Y Growth (in %)
Loan Outstanding (in ₹ Cr.)	NBFC-MFIs	1,41,663	42%	-1%
	Banks	85,299	26%	-29%
	NBFCs	46,155	14%	-0.1%
	SFBs	50,725	15%	-13%
	Others	10,064	3%	49%
	Sector	**3,33, 907**		**-11%**
Number of Loan Accounts (in lakhs)	NBFC-MFIs	435	42%	-16%
	Banks	311	30%	-30%
	NBFCs	98	9%	-20%
	SFBs	160	16%	-24%
	Others	36	3%	50%
	Sector	**1,040**		**-21%**
	Micro-Lender	**During FY 2025-26**	**Micro-Lender Share (in %)**	**Y-o-Y Growth (in %)**
Amount Disbursed during FY 2025-26 (in ₹ Cr.)	NBFC-MFIs	1,12,782	45%	8%
	Banks	60,049	24%	-34%
	NBFCs	39,938	16%	13%
	SFBs	32,807	13%	-6%
	Others	3,458	1%	-38%
	Sector	**2,49,034**		**-8%**

Source: Equifax India

The data indicates that NBFC-MFIs are the single largest lender category on every dimension measured, accounting for 42% of loan outstanding and loan accounts, and 45% of disbursement value during FY 26. Banks, notwithstanding their retreat over the year, retain the second-largest exposure by loan outstanding, followed by SFBs, NBFCs, and the Others category of micro-lenders.

2.1.1 Key Performance Highlights

Loan Outstanding: The sector's loan outstanding stood at ₹3,33,907 Cr. as of March 2026, a decline of 11% year-on-year. The year-on-year decline reflects the careful approach adopted by MLIs, overcoming the stress cycle through repayments, write-offs and tighter guardrails, etc. Whereas the sequential uptick signals that new originations have begun to outpace portfolio run-off, marking the onset of a fresh growth phase.

[1] Cr. and Crore have been used interchangeably throughout this entire report.
[2] Others refers to Cooperative Banks, Local Area Banks, Sec. 8 Companies, Nidhi Companies, etc.

Loan Accounts: Loan accounts totalled 1,040 lakhs as of March 2026. Combined with a loan outstanding of ₹3,33,907 Cr., this implies an average outstanding balance of approximately ₹32,116 per account, an indicator of the extent to which the sector has migrated toward higher ticket lending relative to previous years.

Disbursement: Loan disbursement in the microfinance sector continued its de-growth trend through FY 2025-26, though the pace of contraction eased markedly by year-end. The sector-wide disbursement contracted by 21% in volume and 8% in value between FY 2024-25 and FY 2025-26, even as the loan outstanding itself declined by 11%, indicating lenders wrote fewer but comparatively larger loans through the year.

Asset Quality: The PAR 30-179 DPD improved to 2.34% in March 2026 from 6.63% a year earlier, while PAR 90-179 DPD stood at 1.45%. This improvement was achieved partly through stronger collections on the current book, and partly through write-offs, though the PAR 180+ DPD continued to rise, indicating that legacy stressed assets are still being worked through.

Average Ticket Size (ATS): Average Ticket Size rose to ₹59,473 during FY 2025-26, up from ₹50,918 during FY 2024-25, a Y-o-Y increase of 17%. Over a five-year horizon, ATS has risen from ₹36,510 in FY 2020-21 to ₹59,473 in FY 2025-26, indicating a structural shift toward higher-value lending to established borrowers.

Average Loan Outstanding per Account: At ₹32,116 per loan account (derived from loan outstanding of ₹3,33,907 Cr. over 1,040 lakh loan accounts), average outstanding balances remain moderate relative to ATS, reflecting the amortising nature of microfinance loans and continued repayment discipline even through the stress cycle.

2.2 Loan Accounts

2.2.1 Number of Loan Accounts (in lakhs):

Figure 2.1 Market Share of Micro-Lenders in terms of Loan Accounts (in %)

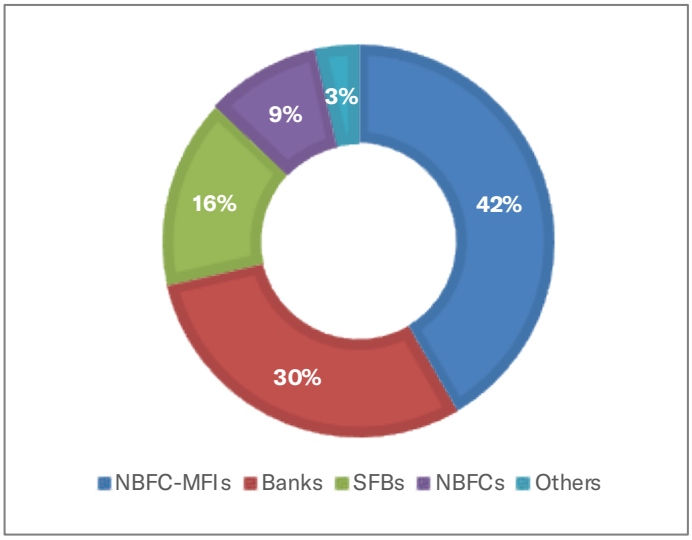

As of March 31, 2026, the total number of loan accounts serviced by all micro-lenders stood at 1,040 lakh loan accounts. The NBFC-MFIs maintained the largest market share with 435 lakh loan accounts, representing 42%, followed by Banks with 311 lakh loan accounts (30%). Small Finance Banks (SFBs) serviced 160 lakh loan accounts (16%), NBFCs accounted for 98 lakh loan accounts (9%), and Other lenders comprised 36 lakh loan accounts (3%). On a year-on-year basis, only the 'Others' category registered positive growth in loan accounts at 50%, whereas all other micro-lender categories experienced declines: Banks (-30%), SFBs (-24%), NBFCs (-20%), and NBFC-MFIs (-16%).

Figure 2.2: Y-o-Y Growth (in %) in Number of Loan Accounts (in lakhs) across micro-lenders

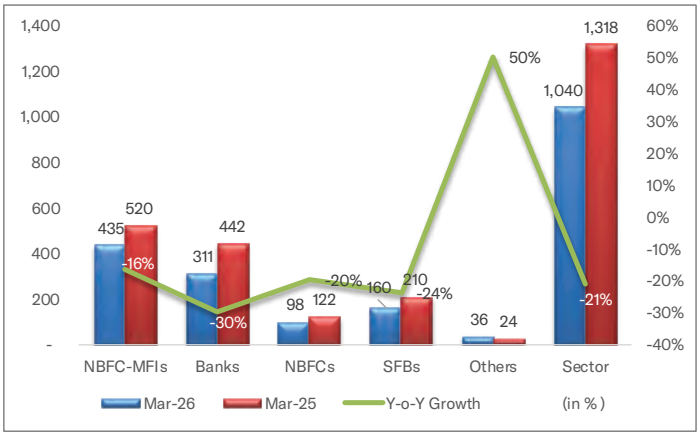

As of 31st March 2026, the total loan account base for the microfinance sector is 1,040 lakhs, posting a Y-o-Y decline of 21%. All the micro-lenders except for Other Lenders have posted negative growth, including Banks (-30%), SFBs (-24%), NBFCs (-20%), and NBFC-MFIs (-16%), respectively.

Following years of rapid expansion, an uptick in delinquencies has led the micro-lenders to adopt a more cautious, quality-first approach to credit. As a result, both the volume of loans disbursed and total outstanding balances declined, reflecting a broader sectoral shift toward stronger risk controls and sustainable portfolio growth over short-term expansion.

This change was also prompted by the RBI regulations for responsible lending and the guardrails issued by the SROs for reducing overleverage and bringing the sector back to a better shape. As a result of this, there has been an improvement in terms of the number of micro-lenders per borrower, which can be observed from the following table:

Table 2.2 Distribution of Unique Active Borrowers across the number of micro-lenders as of March 2026 and March 2025

Active Lender Associations	Unique Active Borrowers (in %) as of March 2026	Unique Active Borrowers (in %) as of March 2025
<=2	92.6%	90.5%
3	6.6%	5.6%
4	0.7%	2.3%
>=5	0.1%	1.6%

The improvement in borrower-level risk profile is evidenced by Table 2.2. Adherence to SRO-mandated guardrails restricting borrower association to no more than 3 micro-lenders (and capping total household indebtedness at ₹2,00,000) resulted in 92.6% of unique active borrowers being associated with 2 or fewer lenders as of March 2026 (up from 90.5% in March 2025). High-risk multi-lending (5 lenders or more) reduced significantly from 1.6% to a negligible 0.1%.

2.2.2 State/UT-wise No. of Loan Accounts (in lakhs)

Table 2.3 depicts the loan accounts serviced across various States and Union Territories. A year-on-year analysis indicates that 33 States and UTs experienced a decline in the number of loan accounts. In contrast, three North Eastern states—Nagaland (18%), Arunachal Pradesh (7%), and Meghalaya (1%), registered an increase, although their overall share in the microfinance sector remains minimal. Notably, the principal states with the highest loan outstanding, including Karnataka (-28%), West Bengal (-24%), Tamil Nadu (-23%), Bihar (-22%), Uttar Pradesh (-17%), etc., saw a contraction in the number of loan accounts, reflecting broad-based caution across the board and in these states in particular.

Table 2.3 Loan Accounts (in lakhs) of all micro-lenders across States/UTs – March 2026 and March 2025 (in descending order of Loan Accounts)

Sl. No.	State/UT	March 2026 (in lakhs)	March 2025 (in lakhs)	Y-o-Y Growth (in %)
1	Bihar	154.47	197.60	-22%
2	Uttar Pradesh	120.66	145.25	-17%
3	Tamil Nadu	113.14	146.02	-23%
4	West Bengal	89.65	118.22	-24%
5	Karnataka	88.45	123.00	-28%
6	Maharashtra	82.48	105.11	-22%
7	Madhya Pradesh	63.60	77.55	-18%
8	Odisha	61.65	80.69	-24%
9	Rajasthan	42.86	54.87	-22%
10	Jharkhand	35.19	41.61	-15%
11	Keralam	29.44	40.29	-27%
12	Gujarat	28.75	38.41	-25%
13	Andhra Pradesh	22.31	24.71	-10%
14	Assam	22.11	24.20	-9%
15	Chhattisgarh	18.75	23.64	-21%
16	Punjab	16.95	18.82	-10%
17	Telangana	16.80	17.46	-4%
18	Haryana	14.72	18.18	-19%
19	Tripura	4.67	6.53	-29%
20	Uttarakhand	4.43	6.05	-27%
21	Puducherry	2.48	3.12	-20%
22	Delhi	1.47	1.90	-23%
23	Others[3]	1.46	0.63	132%
24	Meghalaya	0.52	0.52	1%
25	Himachal Pradesh	0.50	0.58	-12%
26	Mizoram	0.37	0.41	-10%
27	Arunachal Pradesh	0.35	0.33	7%
28	Goa	0.35	0.57	-40%
29	Jammu & Kashmir	0.27	0.31	-13%
30	Sikkim	0.24	0.36	-34%
31	Manipur	0.22	0.33	-32%
32	Nagaland	0.21	0.18	18%
33	Chandigarh	0.12	0.13	-10%
34	Andaman & Nicobar Islands	0.04	0.05	-16%
35	Dadra and Nagar Haveli and Daman and Diu	0.02	0.02	-28%
36	Lakshadweep	0.0000	0.0001	-33%
37	Ladakh	0.00	0.00	-100%
	Sector	**1,040**	**1,318**	**-21%**

2.3 Loan Outstanding Analysis

2.3.1 Loan Outstanding (in ₹ Cr.)

Figure 2.3: Loan Outstanding (in ₹ Cr.) across micro-lenders

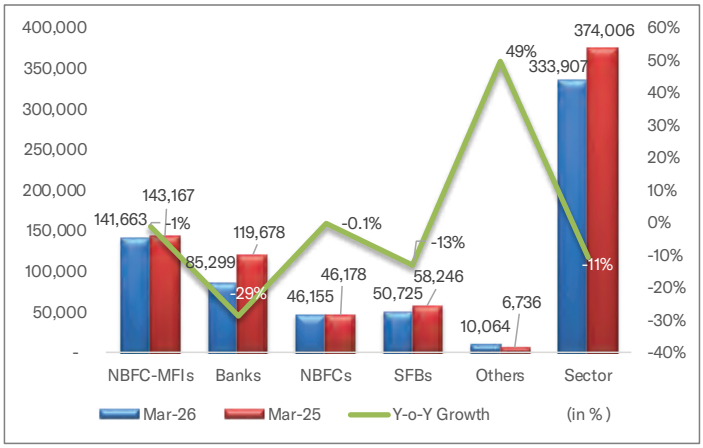

The sector's loan outstanding contracted from ₹3,74,006 Cr. in March 2025 to ₹3,33,907 Cr. in March 2026, reflecting a decline of 11%. Every lender category except Other lenders recorded a year-on-year decline in loan outstanding, though the magnitude of decline varied sharply: Banks contracted by (-29%), the steepest among all categories, followed by SFBs at (-13%), while NBFC-MFIs and NBFCs contracted by only (-1%) and (-0.1%),

[3] The unmapped states and districts within the geo master have been assigned to the 'Others' category.

respectively. One of the probable reasons for the decline in loan outstanding is the imposition of stricter guardrails by the SRO's in response to overleveraging, which caused the micro-lenders to tighten eligibility and reduce disbursements, thereby shrinking the overall loan outstanding. The second reason is due to the lack of adequate funding support, which was addressed to some extent towards the end of the year, and may not have been reflected in the performance of FY 2025-26. The Government of India (GOI) introduced a guarantee scheme called Credit Guarantee Scheme for MFI 2.0 (CGSMFI 2.0), similar to the one introduced during COVID-19, with a higher corpus of ₹20,000 crore and a separate quota for small, medium and other MFIs.

Box 2.1: CGSMFI-2.0: Strengthening Credit Flow to Microfinance Institutions

Access to institutional funding remains critical for Microfinance Institutions (MFIs), particularly small and medium-sized institutions. During periods of funding constraints, Sa-Dhan, as an industry association and RBI-recognised SRO, consistently engaged with policymakers, banks, financial institutions and other stakeholders to highlight challenges in accessing bank finance, articulate the sector's funding needs, and promote a conducive funding and regulatory environment to strengthen lender confidence and improve credit flow. Sa-Dhan also strongly recommended a dedicated allocation within the guarantee mechanism for small and medium-sized MFIs, ensuring that institutions facing greater challenges in accessing institutional and collateral-based credit can adequately benefit from the guarantee.

These efforts helped build a stronger case for a risk-sharing mechanism for lending to MFIs. The Government of India subsequently introduced **CGSMFI-2.0 on 20 March 2026,** with the objective of providing guarantee cover to eligible lending institutions for finance extended to NBFC-MFIs and MFIs for on-lending to small borrowers. The scheme envisaged facilitating credit flow of up to **₹20,000 crore** to the sector.

Under the scheme, the guarantee coverage varies according to the size of the NBFC-MFI/MFI. Small institutions with AUM below ₹500 crore receive 80% guarantee cover, medium institutions with AUM of ₹500 crore to below ₹2,000 crore receive 75%, and large institutions with AUM of ₹2,000 crore and above receive 70%. The financial assistance is subject to an overall ceiling of 20% of the institution's AUM. Following the June 2026 revision, the maximum loan amount for large NBFC-MFIs/MFIs was increased from ₹300 crore to ₹1,000 crore.

The scheme also provides for an interest-rate cap. Loans from MLIs to NBFC-MFIs/MFIs are capped at one-year MCLR or EBLR plus 2% per annum. For onward lending to small borrowers, the interest rate is capped at 1% below the institution's average lending rate during the preceding six months. The guarantee fee is 0.50% per annum, calculated on the sanctioned amount during the first year and on the outstanding amount thereafter.

An important feature of CGSMFI-2.0 is its focus on improving access to funding for smaller and mid-sized MFIs. The scheme requires MLIs to allocate at least 5% of the total sanctioned amount to small NBFC-MFIs/MFIs with AUM below ₹500 crore and at least 10% to medium-sized institutions with AUM between ₹500 crore and ₹2,000 crore. This provision is intended to broaden the reach of the guarantee facility beyond the larger institutions.

As of 10 June 2026, loans aggregating ₹770 crore had been sanctioned under the scheme. The Government subsequently extended the validity of CGSMFI-2.0 up to 31 August 2026, or until guarantees amounting to ₹20,000 crore were issued, whichever was earlier.

CGSMFI-2.0 thus provides a risk-sharing mechanism between lenders and the guarantee framework, with the potential to improve liquidity and diversify funding sources for MFIs, particularly smaller and mid-sized institutions. Its effectiveness will depend on the extent to which eligible institutions are able to access the facility and translate the additional funding into responsible and sustainable lending to small borrowers.

2.3.2 State/UT-wise Loan Outstanding (in ₹ Cr.)

Table 2.4 outlines the loan outstanding across States and Union Territories. Year-on-Year analysis reveals that 30 States/UTs experienced a decline in loan outstanding, while only 6 States with relatively smaller microfinance exposure—Arunachal Pradesh (33%), Meghalaya (18%), Mizoram (14%), Nagaland (13%), Punjab (7%), and Assam (5%) registered positive Y-o-Y growth.

Table 2.4 Loan Outstanding (in ₹ Cr.) of all micro-lenders across States/UTs - March 2026 and March 2025 (in descending order of Loan Outstanding)

Sl. No.	State/UT	March 2026 (in ₹ Cr.)	March 2025 (in ₹ Cr.)	Y-o-Y Growth (in %)
1	Bihar	53,010	57,206	-7%
2	Tamil Nadu	41,004	45,866	-11%
3	Uttar Pradesh	39,680	41,305	-4%
4	Karnataka	29,429	34,928	-16%
5	West Bengal	28,054	35,950	-22%
6	Maharashtra	24,845	28,390	-12%
7	Madhya Pradesh	19,824	21,444	-8%
8	Odisha	17,387	20,139	-14%
9	Rajasthan	13,799	15,611	-12%
10	Jharkhand	10,911	11,176	-2%
11	Gujarat	9,120	10,661	-14%
12	Keralam	8,824	11,234	-21%
13	Assam	6,874	6,517	5%

Sl. No.	State/UT	March 2026 (in ₹ Cr.)	March 2025 (in ₹ Cr.)	Y-o-Y Growth (in %)
14	Chhattisgarh	5,750	6,429	-11%
15	Andhra Pradesh	5,577	5,660	-1%
16	Punjab	5,183	4,846	7%
17	Haryana	4,926	5,285	-7%
18	Telangana	4,325	4,785	-10%
19	Tripura	1,465	2,093	-30%
20	Uttarakhand	1,378	1,692	-19%
21	Puducherry	941	973	-3%
22	Delhi	498	590	-16%
23	Himachal Pradesh	179	184	-2%
24	Meghalaya	165	140	18%
25	Arunachal Pradesh	134	101	33%
26	Mizoram	123	108	14%
27	Goa	99	149	-33%
28	Others	93	142	-35%
29	Jammu & Kashmir	78	93	-16%
30	Sikkim	70	119	-41%
31	Nagaland	67	59	13%
32	Manipur	41	75	-45%
33	Chandigarh	32	34	-5%
34	Andaman & Nicobar Islands	17	17	-3%
35	Dadra and Nagar Haveli and Daman and Diu	5	6	-15%
36	Lakshadweep	0.004	0.010	-59%
37	Ladakh	0.000	0.003	-100%
	Sector	**3,33,907**	**3,74,006**	**-11%**

Bihar retained its position as the largest microfinance market in the country, accounting for 16% of the sector's loan outstanding, followed by Tamil Nadu and Uttar Pradesh at 12% each. Together, the top 5 states, Bihar, Tamil Nadu, Uttar Pradesh, Karnataka and West Bengal, account for 57% of the sector's loan outstanding, indicating that microfinance credit exposure remains geographically concentrated within a few key states.

Notably, the principal key states with the highest loan outstanding, including West Bengal (-22%), Karnataka (-16%), Tamil Nadu (-11%), Bihar (-7%), and Uttar Pradesh (-4%), etc., saw a contraction in the loan outstanding, reflecting broad-based negative growth in these key states.

Figure 2.4: Market Share (in %) of micro-lenders in terms of Loan Outstanding (in ₹ Cr.)

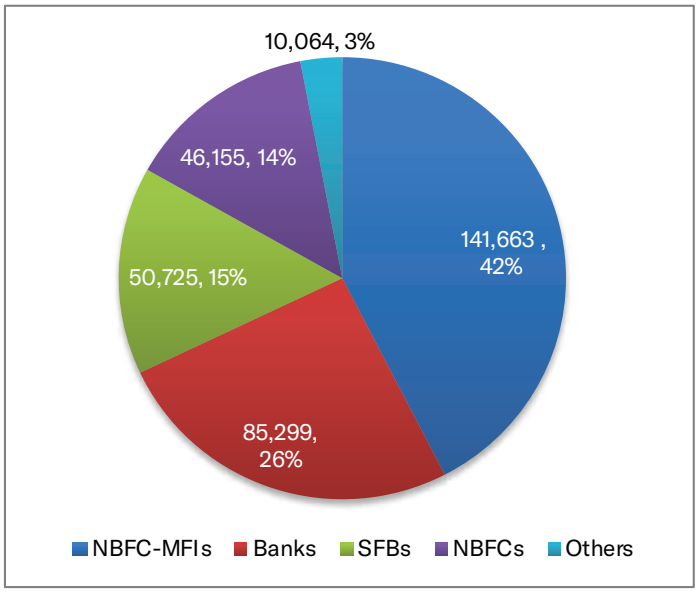

In terms of market share of loan outstanding, NBFC-MFIs remain the dominant provider of microcredit, accounting for 42% of the total market. Banks held the second-largest share with 26%, followed by Small Finance Banks (SFBs) at 15%, NBFCs at 14%, and Others comprising the remaining 3%.

2.3.3 State/UT-wise Loan Outstanding per Unique Active Borrower (in ₹)

Table 2.5 provides data on loan outstanding per unique active borrower across States and Union Territories, showing modest year-on-year growth of 3%. This marginal increase is mainly attributable to a more cautious and risk-limiting stance adopted by micro-lenders in response to rising delinquencies and increased borrower leverage. Additional contributing factors include limiting measures imposed by the SROs, such as restrictions on the number of micro-lenders and caps on combined microfinance and retail loan exposure for households, which is not to exceed ₹2 lakhs.

Table 2.5 Loan Outstanding per Unique Active Borrower across States/UTs (in ₹) - March 2026 and March 2025 (in descending order of Loan Outstanding per Unique Active Borrower)

Sl. No	State/UT	March 2026 (in ₹)	March 2025 (in ₹)	Y-o-Y Growth (in %)
1	Bihar	59,070	50,049	18%
2	Arunachal Pradesh	58,161	42,010	38%
3	Karnataka	55,483	54,686	1%
4	Jharkhand	53,969	46,609	16%
5	Puducherry	52,983	52,722	0.5%
6	Tamil Nadu	51,537	59,191	-13%
7	Himachal Pradesh	50,680	44,882	13%

Sl. No	State/UT	March 2026 (in ₹)	March 2025 (in ₹)	Y-o-Y Growth (in %)
8	Keralam	50,591	52,543	-4%
9	Uttar Pradesh	50,225	44,408	13%
10	Maharashtra	49,119	46,260	6%
11	Odisha	49,117	48,300	2%
12	Haryana	48,792	46,063	6%
13	Punjab	48,329	44,303	9%
14	West Bengal	47,752	48,479	-1%
15	Rajasthan	47,273	46,661	1%
16	Andaman & Nicobar Islands	46,517	41,096	13%
17	Madhya Pradesh	46,338	45,067	3%
18	Chhattisgarh	46,005	45,639	1%
19	Uttarakhand	45,025	44,380	1%
20	Goa	44,591	42,777	4%
21	Dadra and Nagar Haveli and Daman and Diu	44,042	36,710	20%
22	Tripura	43,617	49,396	-12%
23	Jammu & Kashmir	43,276	45,440	-5%
24	Gujarat	42,844	42,192	2%
25	Mizoram	40,527	28,509	42%
26	Delhi	39,984	39,747	1%
27	Nagaland	39,358	37,466	5%
28	Meghalaya	38,967	32,112	21%
29	Assam	38,682	39,834	-3%
30	Chandigarh	38,427	37,020	4%
31	Sikkim	33,939	39,311	-14%
32	Telangana	33,900	37,690	-10%
33	Andhra Pradesh	30,492	30,588	-0.3%
34	Lakshadweep	19,967	19,344	3%
35	Manipur	18,877	24,936	-24%
36	Others	6,611	28,766	-77%
37	Ladakh	N.A.	6,332	N.A.
	Sector	**49,658**	**48,171**	**3%**

On a Y-o-Y comparison, 10 States/UTs recorded a decline in loan outstanding per borrower, while 25 States/UTs registered positive growth in loan outstanding per borrower. The principal key states with substantial loan outstanding, such as Bihar (18%), Uttar Pradesh (13%), Maharashtra (6%), Madhya Pradesh (3%), Odisha (2%), Karnataka (1%), Rajasthan (1%), etc., registered growth in loan outstanding per borrower, while Tamil Nadu (-13%) and West Bengal (-1%) registered a decline in loan outstanding per borrower.

Figure 2.5: Percentage of Rural, Urban and Semi-Urban Share of Micro-Lenders Loan Outstanding

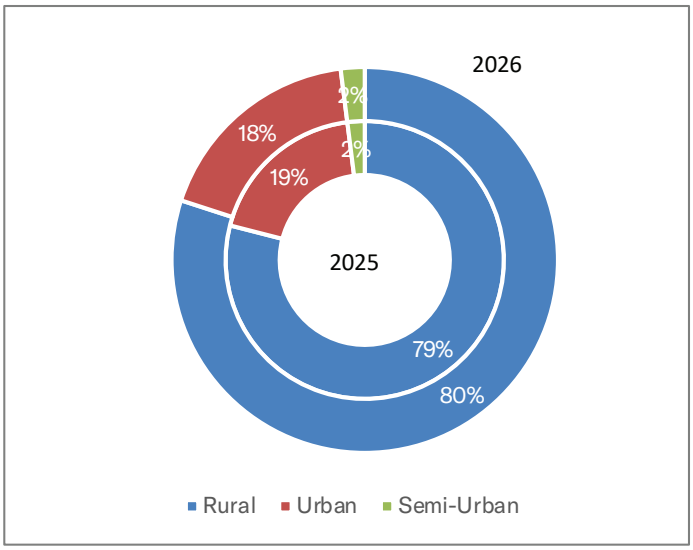

As illustrated in Figure 2.5, the loan outstanding geographical composition continues to exhibit a pronounced rural orientation. During FY 2025-26, the rural segment accounted for 80% of the aggregate loan outstanding, with the urban and semi-urban segments contributing 18% and 2%, respectively. This distribution is broadly consistent with the pattern observed in FY 2024-25, when the rural segment constituted 79% of the aggregate loan outstanding, while the urban and semi-urban segments accounted for 19% and 2%, respectively — reflecting a marginal but noteworthy 1 percentage-point shift toward rural concentration year-on-year. This sustained and deepening skew toward rural geographies across both financial years reaffirms that microfinance, in its essential nature, remains fundamentally a rural phenomenon, being oriented toward addressing the credit needs of underserved and financially excluded rural populations who typically fall outside the ambit of conventional banking channels.

Figure 2.6: Regional distribution of Loan Outstanding (in %)

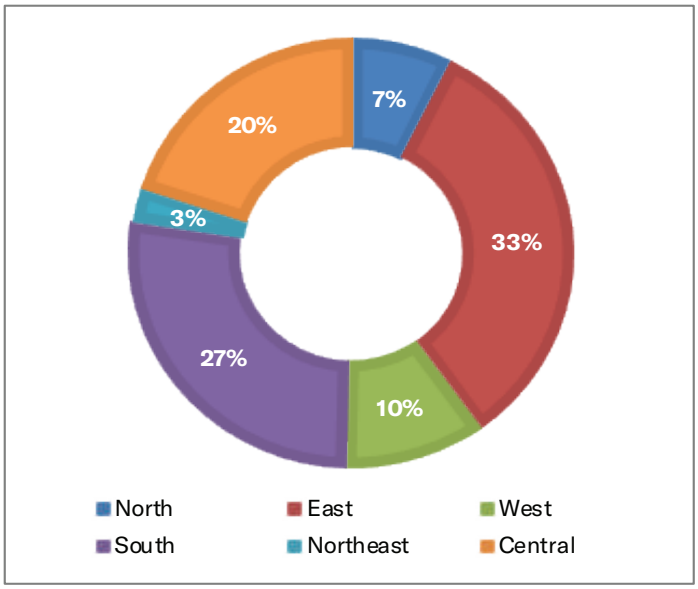

In terms of regional distribution of loan outstanding, the Eastern region—comprising Bihar, Odisha, Jharkhand, West Bengal, and Andaman & Nicobar Islands—led with a 33% market share. This was followed by the Southern region, which includes Andhra Pradesh, Karnataka, Keralam, Tamil Nadu, Telangana, Puducherry, and Lakshadweep, accounting for 27%. The Central region, consisting of Madhya Pradesh, Uttar Pradesh, Chhattisgarh, and Uttarakhand, held 20% of the market share. The Western region, covering Gujarat, Maharashtra, Goa, and Dadra and Nagar Haveli and Daman and Diu, contributed 10%, while the Northern region—encompassing Delhi, Haryana, Rajasthan, Punjab, Chandigarh, Himachal Pradesh, Jammu & Kashmir, and Ladakh—accounted for 7%. The Northeastern states, including Assam, Manipur, Tripura, Nagaland, Sikkim, Meghalaya, Mizoram, and Arunachal Pradesh, have the smallest share at 3%.

2.3.4 State/UT-wise Average Balance per Loan Account (in ₹)

The State and Union Territory-wise average balance per loan account is detailed in Table 2.6. As of March 31, 2026, the overall average balance per loan account in the microfinance sector stood at ₹32,116, reflecting a year-on-year growth of 13% from ₹28,385 as on March 31, 2025.

Table 2.6: Average Balance per Loan Account (in ₹) - March 2026 and March 2025 (in descending order of Average Balance per Loan Account)

Sl. No.	State/UT	March 2026 (in ₹)	March 2025 (in ₹)	Y-o-Y Growth (in %)
1	Andaman & Nicobar Islands	43,249	37,626	15%
2	Arunachal Pradesh	38,104	30,590	25%
3	Puducherry	37,908	31,184	22%
4	Tamil Nadu	36,243	31,410	15%
5	Himachal Pradesh	35,567	31,895	12%
6	Bihar	34,317	28,950	19%
7	Delhi	33,883	31,109	9%
8	Dadra and Nagar Haveli and Daman and Diu	33,792	28,735	18%
9	Mizoram	33,628	26,417	27%
10	Haryana	33,457	29,066	15%
11	Karnataka	33,272	28,396	17%
12	Uttar Pradesh	32,886	28,438	16%
13	Rajasthan	32,196	28,451	13%
14	Meghalaya	31,744	27,055	17%
15	Gujarat	31,718	27,760	14%
16	Tripura	31,386	32,036	-2%
17	West Bengal	31,293	30,411	3%
18	Nagaland	31,258	32,628	-4%
19	Madhya Pradesh	31,172	27,653	13%
20	Uttarakhand	31,110	27,988	11%
21	Assam	31,085	26,933	15%
22	Jharkhand	31,009	26,862	15%
23	Chhattisgarh	30,673	27,193	13%
24	Punjab	30,580	25,743	19%
25	Maharashtra	30,124	27,010	12%
26	Keralam	29,977	27,886	7%
27	Sikkim	29,549	33,185	-11%
28	Jammu & Kashmir	28,954	30,062	-4%
29	Goa	28,750	26,108	10%
30	Odisha	28,203	24,957	13%
31	Chandigarh	26,634	25,368	5%
32	Telangana	25,740	27,408	-6%
33	Andhra Pradesh	24,993	22,903	9%
34	Manipur	18,267	22,701	-20%
35	Lakshadweep	9,983	16,120	-38%
36	Others	6,358	22,578	-72%
37	Ladakh	N.A.	6,332	N.A.
	Sector	**32,116**	**28,385**	**13%**

On a Y-o-Y comparison, 7 States and UTs, viz. Lakshadweep (-38%), Manipur (-20%), Sikkim (-11%), Telangana (-6%), Nagaland and Jammu & Kashmir (-4% each) and Tripura (-2%) experienced a decrease in average balance per loan account. The principal key states with substantial loan outstanding, such as Bihar (19%), Karnataka (17%), Uttar Pradesh (16%), Tamil Nadu and Jharkhand (15% each), Madhya Pradesh, Rajasthan, and Odisha (13% each), and Maharashtra (12%), etc., registered positive Y-o-Y growth in average balance per loan account.

2.3.5 Top States and Districts in terms of Loan Outstanding:

The top 10 States and top 25 districts in terms of total loan outstanding at the end of FY 2025-26 are given in Table 2.7 and Table 2.8, respectively. Bihar continues to be the top state in terms of loan outstanding, accounting for 16% of the sector's loan outstanding, and the top 5 states account for nearly 57% of the sector's loan outstanding.

Table 2.7: Top 10 States in terms of Loan Outstanding (in ₹ Cr.)

Microfinance Sector – all micro-lenders		
Sl.No.	**State**	**Loan Outstanding (in ₹ Cr.)**
1	Bihar	53,010
2	Tamil Nadu	41,004
3	Uttar Pradesh	39,680
4	Karnataka	29,429
5	West Bengal	28,054
6	Maharashtra	24,845
7	Madhya Pradesh	19,824
8	Odisha	17,387
9	Rajasthan	13,799
10	Jharkhand	10,911

The top 10 states accounted for 83% of the share in the sector loan outstanding, while the top 5 states alone accounted for 57% of the sector loan outstanding.

Similarly, the loan outstanding of the top 25 districts in the country is mapped and given below. This data is the cumulative outstanding of all the micro-lenders as of 31st March 2026 in these 25 districts.

Table 2.8 Top 25 Districts in terms of Loan Outstanding (in ₹ Cr.)

Microfinance Sector – all micro-lenders			
Sl. No.	**State**	**District**	**Loan Outstanding (in ₹ Cr.)**
1	Bihar	Purbi Champaran	4,004
2	Bihar	Muzaffarpur	3,624
3	West Bengal	Murshidabad	3,368
4	Bihar	Samastipur	3,199
5	Bihar	Darbhanga	2,946
6	Bihar	Paschim Champaran	2,770
7	Bihar	Madhubani	2,656
8	Tamil Nadu	Cuddalore	2,570
9	Karnataka	Belagavi	2,395
10	West Bengal	North 24 Parganas	2,386
11	Uttar Pradesh	Gorakhpur	2,245
12	Tamil Nadu	Thanjavur	2,214
13	Bihar	Araria	2,174
14	Karnataka	Mysuru	2,083
15	Bihar	Begusarai	2,004
16	West Bengal	South 24 Parganas	1,937
17	Tamil Nadu	Madurai	1,906
18	Karnataka	Bengaluru Urban	1,897
19	Tamil Nadu	Salem	1,856
20	Bihar	Vaishali	1,823
21	Bihar	Gaya	1,786
22	Karnataka	Tumakuru	1,745
23	Bihar	Sitamarhi	1,734
24	Bihar	Katihar	1,716
25	West Bengal	Hooghly	1,715

The top 25 districts by loan outstanding included 12 districts from Bihar, 4 districts each from Karnataka, Tamil Nadu, and West Bengal, and 1 district from Uttar Pradesh. The top 15 districts had loan outstanding exceeding ₹2,000 Cr., while Purbi Champaran district of Bihar recorded the highest loan outstanding, exceeding ₹4,000 Cr. The combined loan outstanding of the top 25 districts accounted for 18% of the sector loan outstanding, while the top 10 districts alone contributed 9%. A notable decline was observed in the number of districts with loan outstanding greater than ₹2,000 Cr., falling from 24 as of 31 March, 2025, to 15 as of 31 March, 2026.

2.3.6 District-wise Loan Outstanding

Figure 2.7 Geographic Distribution of Microfinance Loan Outstanding across Districts (as of March 2026)

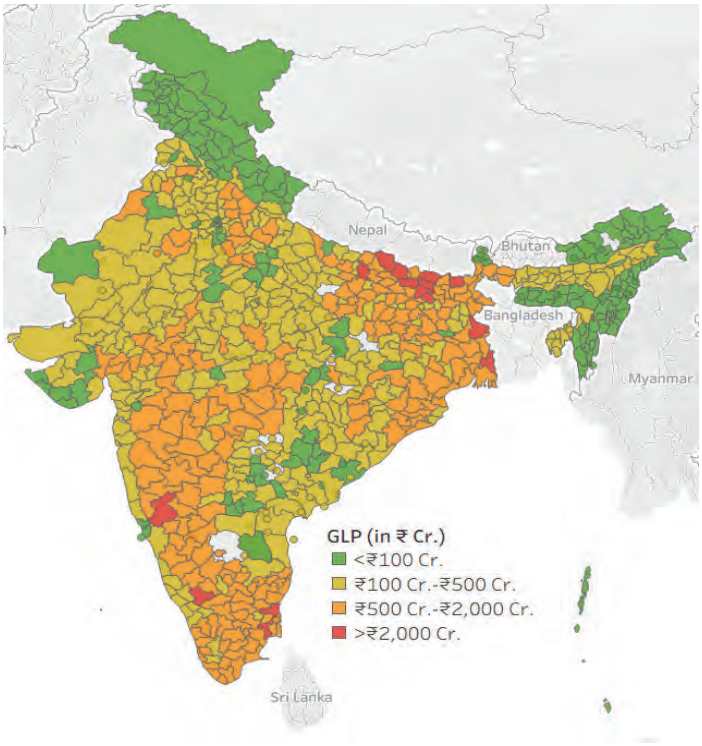

Table 2.9 District Distribution by Loan Outstanding Category

Loan Outstanding Category	No. of Districts
<₹100 Cr.	216
₹100 Cr.- ₹500 Cr.	334
₹500 Cr.-₹2,000 Cr.	215
>₹2,000 Cr.	15

According to data from Equifax India, micro-lenders operate across nearly 780 districts in 28 States and 7 Union Territories. Among these, 15 districts have loan outstanding exceeding ₹2,000 Cr. This group includes 8 districts in Bihar, 2 districts each in Karnataka, Tamil Nadu and West Bengal, and 1 district in Uttar Pradesh. A further breakdown reveals that 11 districts have loan outstanding above ₹2,000Cr. but less than ₹3,000 Cr., 3 districts have loan outstanding exceeding ₹3,000 Cr. but less than ₹4,000 Cr., and only 1 district (Purbi Champaran of Bihar) recorded loan outstanding above ₹4,000 Cr.

The number of districts with GLP above ₹2,000 Cr. declined from 24 in FY 2024-25 to 15 in FY 2025-26. Loan outstanding between ₹500 Cr. and ₹2,000 Cr. was reported in 215 districts, primarily from states such as Bihar, Tamil Nadu, Uttar Pradesh, West Bengal, Karnataka, Madhya Pradesh, Odisha, Jharkhand, Rajasthan, and Maharashtra. Additionally, 334 districts recorded loan outstanding in the range of ₹100 Cr.–₹500 Cr., while another 216 districts have loan outstanding below ₹100 Cr.

2.3.7 Aspirational Districts – Loan Outstanding

Aspirational Districts[4] are the 112 districts identified by NITI Aayog in January 2018 to boost human development outcomes across health and nutrition, education, agriculture and water resources, financial inclusion, skill development, and basic infrastructure, and they remain a closely watched segment within India's microfinance sector as of March 2026.

Table 2.10 Loan Outstanding Amount (in ₹ Cr.) in Aspirational Districts by Micro Lender Type (March 2026 and March 2025)

Micro Lender	March 2026	March 2025	Micro Lender Share (in %)	Y-o-Y Growth (in %)
NBFC-MFIs	23,192	22,605	46%	3%
Banks	13,446	18,164	26%	-26%
NBFCs	6,496	6,111	13%	6%
SFBs	6,370	7,183	13%	-11%
Others	1,235	661	2%	87%
Overall	**50,739**	**54,724**		**-7%**

As of March 2026, the loan outstanding across aspirational districts stood at ₹50,739 crore, accounting for 15% of the total microfinance sector portfolio. On a year-on-year basis, the portfolio contracted by 7% from ₹54,724 crore in March 2025, demonstrating greater resilience than the broader sector, which registered a decline of 11% over the same period. Also, channelling ₹50,739 Cr. **(15% of the sector loan outstanding)** into 112 Aspirational Districts directly supports targeted poverty alleviation and bridges regional credit disparities.

Figure 2.8 Share of Microfinance Loan Outstanding across Aspirational Districts by Micro-Lender Type (as of March 2026)

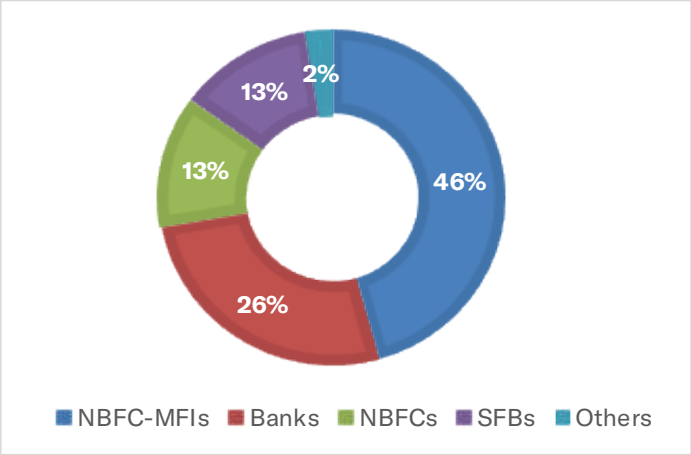

Among the micro-lenders, NBFC-MFIs have the maximum share of loan outstanding of 46% in the aspirational districts, followed by Banks at 26%, SFBs and NBFCs at 13% each and Others (2%), respectively.

2.4 Asset Quality and Delinquency Overview

2.4.1 Delinquency[5] (in %)

This section depicts the delinquency in the microfinance sector during FY 2025-26, expressed in terms of Portfolio At Risk (PAR) for various buckets. The PAR 30-179 DPD improved significantly to 2.3%, from 6.6% in the last financial year. The delinquency under various buckets depicted in the table below indicates that PAR under all buckets have improved except for the PAR 180+ DPD bucket.

Table 2.11 Delinquency under various buckets for Sector as of March 2026 and March 2025

Micro-Lender	March 2026				March 2025			
	PAR 30-179 DPD	PAR 60-179 DPD	PAR 90-179 DPD	PAR 180+ DPD	PAR 30-179 DPD	PAR 60-179 DPD	PAR 90-179 DPD	PAR 180+ DPD
NBFC-MFIs	2.13%	1.75%	1.33%	10.44%	6.89%	5.51%	4.20%	7.82%
Banks	2.97%	2.45%	1.88%	23.66%	6.89%	5.53%	4.10%	12.69%
NBFCs	1.69%	1.27%	0.91%	5.16%	4.10%	2.89%	2.01%	3.68%
SFBs	2.46%	2.01%	1.54%	27.14%	7.46%	6.11%	4.54%	17.64%
Others	4.89%	4.02%	2.95%	57.34%	8.91%	6.34%	4.26%	22.75%
Sector	**2.34%**	**1.91%**	**1.45%**	**17.04%**	**6.63%**	**5.27%**	**3.92%**	**10.67%**

The portfolio dynamics between March 2026 and March 2025 reveal a clear structural split: rapid recovery in active repayment behaviour alongside an accumulation of legacy defaulted loans. Sector-wide short-to-medium-term stress has decreased, with PAR 30–179 DPD significantly improving from 6.63% to 2.34% and PAR 90–179 DPD falling to 1.45%. This sharp decline in early-stage slippages underscores the impact of stricter underwriting guardrails, tighter caps on borrower indebtedness, and overall disciplined post-stress originations across lenders.

However, this improved operational stability contrasts with an ageing loss book. Sector-wide hard non-performing assets (PAR 180+ DPD) expanded from 10.67% to 17.04%, driven by accumulation among Banks (23.66%) and Small Finance Banks (27.14%). On the other hand, Specialised NBFC-MFIs (10.44% PAR 180+DPD) and NBFCs (5.16% PAR 180+ DPD) have managed legacy risk far better, highlighting the resilience of dedicated field-level group monitoring. The higher level of PAR 180+ DPD with Banks is due to their different policy. Moreover, NBFCs and NBFC-MFIs adopt a better recovery mechanism with close follow-up.

[4] https://www.niti.gov.in/sites/default/files/2022-09/List-of-Aspirational-Districts.pdf
[5] The delinquency figures presented here differ from those presented in Chapter 3A and Chapter 4.2 because MLIs data reported to the CICs include technical write-offs, whereas the MLIs data submitted to the SROs exclude technical write-offs.

State/UT wise data further corroborate this downward trend in delinquency across the sector. Detailed delinquency percentages by various buckets for each State and Union Territory are provided in Table 2.12.

Table 2.12: States/UTs-wise overall delinquency (in %) under different buckets as of March 2026 (in descending order of Loan Outstanding)

Sl. No	State/UT	Loan Outstanding (in ₹ Cr.)	PAR 30-179 DPD (in %)	PAR 60-179 DPD (in %)	PAR 90-179 DPD (in %)	PAR 180+ DPD (in %)
1	Bihar	53,010	2.23%	1.82%	1.40%	13.95%
2	Tamil Nadu	41,004	1.88%	1.54%	1.17%	18.62%
3	Uttar Pradesh	39,680	2.37%	1.92%	1.47%	14.17%
4	Karnataka	29,429	2.29%	1.88%	1.46%	19.91%
5	West Bengal	28,054	2.65%	2.04%	1.36%	11.85%
6	Maharashtra	24,845	2.60%	2.22%	1.76%	19.44%
7	Madhya Pradesh	19,824	2.88%	2.39%	1.87%	18.20%
8	Odisha	17,387	2.17%	1.87%	1.50%	23.47%
9	Rajasthan	13,799	2.84%	2.28%	1.67%	17.75%
10	Jharkhand	10,911	1.95%	1.63%	1.27%	18.13%
11	Gujarat	9,120	3.15%	2.53%	1.91%	17.93%
12	Keralam	8,824	1.72%	1.41%	0.94%	28.03%
13	Assam	6,874	0.66%	0.51%	0.37%	17.68%
14	Chhattisgarh	5,750	1.94%	1.61%	1.26%	16.85%
15	Andhra Pradesh	5,577	2.88%	2.35%	1.80%	12.99%
16	Punjab	5,183	1.51%	1.10%	0.80%	19.65%
17	Haryana	4,926	2.38%	1.91%	1.36%	15.16%
18	Telangana	4,325	5.43%	4.32%	3.32%	12.87%
19	Tripura	1,465	2.66%	2.18%	1.60%	13.04%
20	Uttarakhand	1,378	2.32%	1.88%	1.46%	14.98%
21	Puducherry	941	1.39%	1.16%	0.89%	14.54%
22	Delhi	498	2.15%	1.68%	1.24%	19.94%
23	Himachal Pradesh	179	1.08%	0.81%	0.57%	5.46%
24	Meghalaya	165	0.91%	0.64%	0.44%	7.23%
25	Arunachal Pradesh	134	2.09%	1.50%	0.89%	3.92%
26	Mizoram	123	0.64%	0.50%	0.33%	4.41%
27	Goa	99	1.68%	1.36%	0.99%	14.58%
28	Others	93	1.36%	1.08%	0.90%	45.87%
29	Jammu & Kashmir	78	2.06%	1.63%	1.20%	11.12%
30	Sikkim	70	3.33%	2.62%	1.80%	14.21%
31	Nagaland	67	0.54%	0.33%	0.22%	1.34%
32	Manipur	41	5.83%	4.33%	2.90%	52.37%
33	Chandigarh	32	2.63%	2.03%	1.52%	21.56%
34	Andaman & Nicobar Islands	17	0.13%	0.10%	0.07%	2.97%
35	Dadra and Nagar Have-li and Daman and Diu	5	1.32%	0.88%	0.66%	9.59%
36	Lakshadweep	0	0.00%	0.00%	0.00%	34.48%
37	Ladakh	N.A.	N.A.	N.A.	N.A.	N.A.
	Sector	**3,33,907**	**2.34%**	**1.91%**	**1.45%**	**17.04%**

Delinquency levels have improved across the sector. States with significant loan outstanding, such as Karnataka (2.29%), Bihar (2.23%), Odisha (2.17%), Tamil Nadu (1.88%), and Jharkhand (1.95%), reported below the sector PAR 30-179 DPD of 2.34%. In contrast, major states including Madhya Pradesh (2.88%), Rajasthan (2.84%), West Bengal (2.65%), Maharashtra (2.60%), and Uttar Pradesh (2.37%) exhibited PAR 30-179 DPD levels exceeding the sector's average. The elevated PAR 180+ DPD values primarily reflect loans that have become Non-Performing Assets (NPAs) over a period of time, and continue to be reported as receivables in credit bureau records.

2.4.2 Aspirational Districts - Delinquency

Table 2.13 Delinquency (in %) in Aspirational Districts by Micro-Lender Type

Micro-Lender	March 2026		March 2025	
	PAR 30-179 DPD (in %)	PAR 90-179 DPD (in %)	PAR 30-179 DPD (in %)	PAR 90-179 DPD (in %)
NBFC-MFIs	2.06%	1.29%	7.49%	4.85%
Banks	2.91%	1.98%	7.24%	4.94%
NBFCs	1.33%	0.70%	3.60%	1.95%
SFBs	2.75%	1.81%	9.40%	6.29%
Others	4.69%	2.91%	9.86%	5.25%
Overall	**2.26%**	**1.45%**	**7.19%**	**4.71%**

As can be observed from the above table, in the aspirational districts, there is a sharp improvement in credit quality: the overall PAR 30-179 DPD in aspirational districts improved from 7.19% in March 2025 to 2.26% in March 2026, while PAR 90-179 DPD improved from 4.71% to 1.45% over the same period. Breaking this down by micro-lender type, NBFCs reported the lowest PAR 30-179 DPD among the micro-lenders in these districts at around 1.33%, while Others reported the highest delinquency near 4.69%. This improvement mirrors the broader sector-wide recovery in asset quality, where overall PAR 30-179 DPD improved from 6.63% in March 2025 to 2.34% in March 2026, partly attributable to write-offs by lenders.

2.5 Disbursement Overview

2.5.1 Disbursement Volume (Number of loans disbursed)

Figure 2.9 indicates the number of loans disbursed by all the micro-lenders during FY 2025-26, compared with the previous financial year. The data reveals a significant decline in loan disbursements, dropping from 532 lakh loans in FY 2024-25 to 419 lakh loans in FY 2025-26, representing a year-on-year decrease of 21%.

Figure 2.9: Number of Loans Disbursed (in lakhs) across micro-lenders

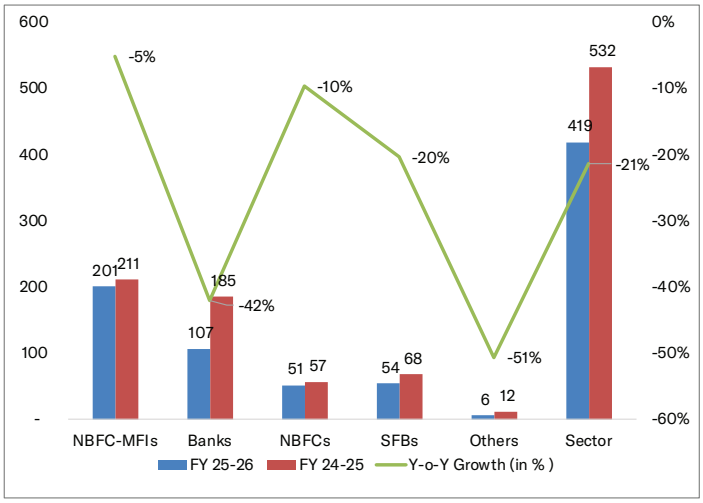

During the financial year 2025-26, the micro-lenders disbursed a total of 419 lakh loans. NBFC-MFIs led the disbursement with 201 lakh loans, constituting 48% of the total. Banks followed the NBFC-MFIs disbursing 107 lakh loans and accounting for 26% of the total. Other category of lenders contributed a minimal share of 1%.

All categories of micro-lenders experienced negative year-on-year growth in the number of loans disbursed during FY 2025-26. The steepest decline was observed in the 'Others' category with a (-51%) reduction, followed by Banks at (-42%), SFBs at (-20%), NBFCs at (-10%), and NBFC-MFIs at (-5%), respectively. This overall decrease in loan disbursement volume was primarily driven by a liquidity crunch and a cautious lending approach emphasising risk management after a phase of rapid expansion and rising defaults.

2.5.2 Loan Amount Disbursed (in ₹ Cr.)

During FY 2025-26, the total loan amount disbursed by all the micro-lenders together declined to ₹2,49,034 Cr., compared to ₹2,71,106 Cr. in FY 2024-25, marking a year-on-year decrease of (-8%). However, the last quarter (Q4 FY 26) saw a turnaround, recording a disbursement of ₹78,182 Cr. as against ₹66,259 Cr. in the corresponding quarter of the previous year (Q4 FY 25), indicating that the sector has started showing signs of revival. The State- and Union Territory-wise disbursement figures for FY 2025-26 are detailed in Table 2.14.

Table 2.14 Loan Amount Disbursed (in ₹ Cr.) of all micro-lenders across States/UTs during FY 2025-26 and FY 2024-25 (in descending order of Loan Amount Disbursed)

Sl. No	State/UT	During FY 2025-26 (in ₹ Cr.)	During FY 2024-25 (in ₹ Cr.)	Y-o-Y Growth (in %)
1	Bihar	41,599	43,907	-5%
2	Uttar Pradesh	31,611	31,755	-0.5%
3	Tamil Nadu	28,315	30,505	-7%
4	West Bengal	23,164	26,814	-14%
5	Karnataka	20,980	24,911	-16%
6	Maharashtra	17,329	21,303	-19%
7	Madhya Pradesh	14,753	15,686	-6%
8	Odisha	12,004	13,831	-13%
9	Rajasthan	10,083	10,316	-2%
10	Jharkhand	8,771	8,738	0.4%
11	Gujarat	6,620	7,101	-7%
12	Assam	5,369	4,422	21%
13	Keralam	5,214	6,258	-17%
14	Chhattisgarh	4,461	4,876	-9%
15	Andhra Pradesh	4,358	5,128	-15%
16	Punjab	3,545	2,842	25%
17	Haryana	3,520	3,364	5%
18	Telangana	3,225	4,780	-33%
19	Tripura	1,222	1,459	-16%
20	Uttarakhand	1,055	1,208	-13%
21	Puducherry	646	711	-9%
22	Delhi	382	385	-1%
23	Himachal Pradesh	144	143	1%
24	Meghalaya	144	112	29%
25	Arunachal Pradesh	119	96	25%
26	Mizoram	83	71	17%
27	Goa	69	107	-36%
28	Nagaland	67	53	26%
29	Jammu & Kashmir	53	70	-24%
30	Sikkim	50	70	-28%
31	Others	26	28	-7%
32	Chandigarh	22	21	3%
33	Manipur	14	17	-15%
34	Andaman & Nicobar Islands	13	15	-14%
35	Dadra and Nagar Haveli and Daman and Diu	5	5	-2%
36	Lakshadweep	0.006	0.005	25%
	Sector	**2,49,034**	**2,71,106**	**-8%**

The top 5 states in terms of loan amount disbursed during FY 2025-26 were Bihar (₹41,599 Cr.), followed by Uttar Pradesh (₹31,611 Cr.), Tamil Nadu (₹28,315 Cr.), West Bengal (₹23,164 Cr.), and Karnataka (₹20,980 Cr.). Collectively, these 5 states accounted for 58% of the total amount disbursed by all the micro-lenders during the year.

Figure 2.10: Share of Loan Amount Disbursed (in ₹ Cr.)

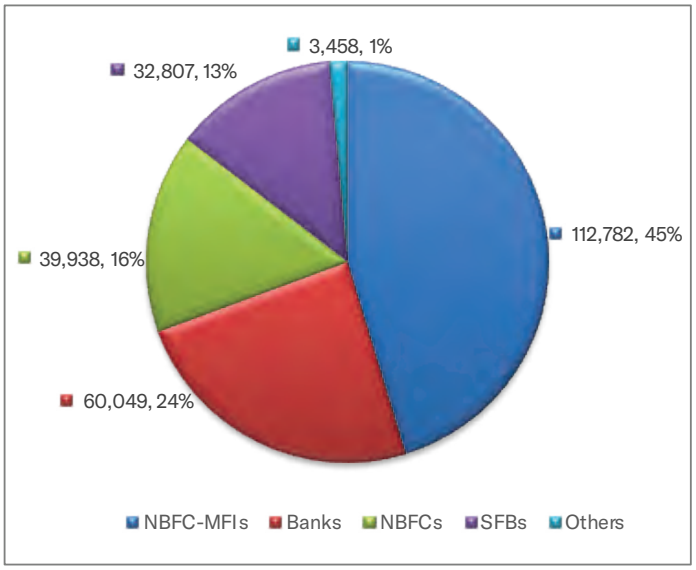

The combined micro-credit disbursements of all micro-lenders during FY 2025-26 were at ₹2,49,034 Cr., with the NBFC-MFIs having disbursed ₹1,12,782 Cr., followed by Banks (₹60,049 Cr.), NBFCs (₹39,938 Cr.), SFBs (₹32,807 Cr.), while Others disbursed only ₹3,458 Cr.

Figure 2.11: Area-wise segregation of Amount Disbursed (in ₹ Cr.)

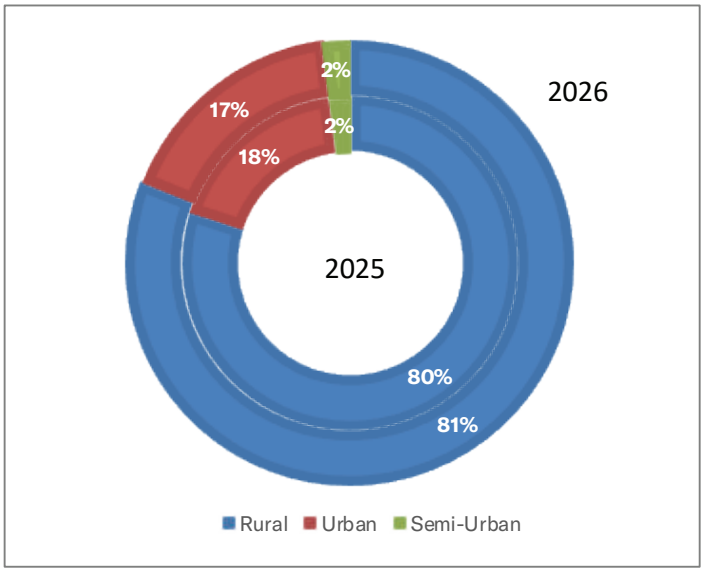

As depicted in Figure 2.11, the disbursement pattern during FY 2025-26 reflects a pronounced rural orientation, with rural areas accounting for 81% of total disbursements, while urban and semi-urban segments contributed 17% and 2%, respectively. A broadly consistent pattern was observed in the preceding year, FY 2024-25, wherein rural disbursements constituted 80% of cumulative disbursements, followed by urban disbursements at 18% and semi-urban disbursements at 2%.

This sustained and consistent trend across both financial years underscores that microfinance continues to remain predominantly a rural-centric phenomenon, reaffirming its foundational role in advancing financial inclusion for underserved and credit-deficient populations residing in rural geographies. The marginal year-on-year increase in the rural share (from 80% to 81%) further indicates a deepening penetration of micro-lenders in rural markets, reflecting the sector's continued alignment with its core developmental mandate of extending affordable credit to the last mile.

2.5.3 Aspirational Districts- Disbursement

Table 2.15 Amount Disbursed (in ₹ Cr.) in Aspirational Districts by Micro Lender Type (During FY 2025-26 and FY 2024-25)

Micro Lender	March 2026	March 2025	Micro Lender Share (in %)	Y-o-Y Growth (in %)
NBFC-MFIs	19,142	16,926	49%	13%
Banks	9,834	14,735	25%	-33%
NBFCs	5,663	4,736	14%	20%
SFBs	4,085	4,644	10%	-12%
Others	423	722	1%	-41%
Overall	**39,147**	**41,763**		**-6%**

Disbursements to these districts also moderated, falling by (-6%) from ₹41,763 Cr. in FY 2024-25 to ₹39,147 Cr. in FY 2025-26. Among the micro-lenders, NBFC-MFIs have the maximum share of disbursements of 49% in aspirational districts, followed by Banks at 25%, NBFCs at 14%, SFBs at 10% and Others at 1%, respectively.

2.6 Borrower Leverage

2.6.1 Average Ticket Size (ATS)

The Average Ticket Size (ATS) in the microfinance sector during FY 2025-26 reached ₹59,473, reflecting a 17% year-on-year growth from ₹50,918 in the previous financial year. Factors such as borrower over-leverage, operational caution, and the pursuit of sustainability in challenging conditions have made the micro-lenders cautious and selective, leading to higher ticket-size loans; hence, there is an upward trend in average ticket size.

As detailed in Table 2.16, the ATS increased year-on-year in 35 States and Union Territories, with only Andaman & Nicobar Islands registering a decline of (-0.5%). Among the principal key states with significant loan outstanding, Bihar led the increase in ATS, with a 23% increase, followed by Karnataka and Odisha (20% each), Uttar Pradesh (18%), Maharashtra (17%), Jharkhand (16%), Tamil Nadu and Rajasthan (14% each), Madhya Pradesh (13%), and West Bengal (10%), respectively.

Table 2.16: Average Ticket Size (ATS) (in ₹) During FY 2025-26 and FY 2024-25 (in descending order of ATS)

Sl. No.	State/UT	During FY 2025-26 (in ₹)	During FY 2024-25 (in ₹)	Y-o-Y Growth (in %)
1	Puducherry	76,450	65,956	16%
2	Andaman & Nicobar Islands	72,598	72,951	-0.5%
3	Tamil Nadu	69,648	60,999	14%
4	Delhi	69,187	57,857	20%
5	Dadra and Nagar Haveli and Daman and Diu	68,761	56,425	22%
6	Himachal Pradesh	64,063	54,092	18%
7	Haryana	62,781	54,159	16%
8	Bihar	62,709	50,980	23%
9	Karnataka	62,245	51,696	20%
10	Keralam	61,876	52,310	18%
11	Gujarat	60,530	51,305	18%
12	Rajasthan	60,231	52,632	14%
13	Arunachal Pradesh	59,726	49,818	20%
14	Uttarakhand	58,658	51,188	15%
15	Punjab	58,404	52,217	12%
16	Goa	58,269	51,281	14%
17	Others	57,788	49,966	16%
18	Uttar Pradesh	57,694	48,936	18%
19	Maharashtra	56,984	48,835	17%
20	West Bengal	56,233	51,105	10%
21	Tripura	56,188	51,965	8%
22	Telangana	56,074	47,217	19%
23	Odisha	55,883	46,675	20%
24	Madhya Pradesh	55,527	49,129	13%
25	Chandigarh	55,489	50,148	11%
26	Jharkhand	54,984	47,316	16%
27	Andhra Pradesh	54,632	46,608	17%
28	Jammu & Kashmir	54,551	45,499	20%
29	Chhattisgarh	53,833	47,495	13%
30	Sikkim	51,864	50,133	3%
31	Mizoram	48,905	45,081	8%
32	Meghalaya	48,862	46,423	5%
33	Assam	48,860	43,833	11%
34	Nagaland	46,475	43,713	6%
35	Manipur	37,730	35,221	7%
36	Lakshadweep	31,620	25,322	25%
	Sector	**59,473**	**50,918**	**17%**

The top 10 States/UT in terms of Average Ticket Size are given below:

Figure 2.12: Top 10 States/UTs in terms of Average Ticket Size (ATS)

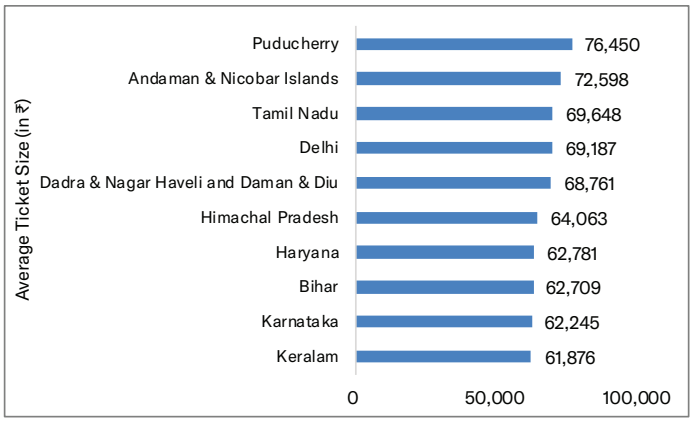

As shown in Figure 2.12, the Average Ticket Size (ATS) among the top 10 States and Union Territories, except for Tamil Nadu, Bihar, Karnataka, Keralam, and Haryana, the other States and UTs having higher ATS have relatively smaller microfinance footprints, where the presence of micro-lenders is relatively limited.

In some of these Union Territories, such as Dadra and Nagar Haveli and Daman and Diu, Andaman & Nicobar Islands, and Himachal Pradesh, the majority of loans are disbursed by Banks and Small Finance Banks (SFBs). This lending pattern likely contributes to the higher Average Ticket Size (ATS) observed in these regions.

Box 2.2: UPI-enabled Collections: Transforming Rural Repayments

As part of its digital transformation strategy, SAVE Microfinance Pvt. Ltd. (SMPL) has introduced a comprehensive digital collections ecosystem by integrating **Unified Payments Interface (UPI), Bharat Bill Payment System (BBPS), Static QR (SQR), Dynamic QR (DQR), and SMS payment links**. These digital payment channels have streamlined the collections process by enabling faster transactions, real-time reconciliation, improved transparency, and reduced manual intervention.

Digital collection is now active across 90% of branches, accounting for approximately 45% of total monthly collections. The shift to digital collections has strengthened operational efficiency by lowering cash-handling risks, reducing collection costs, improving portfolio monitoring, and enabling faster management decision-making. Customers receive instant payment confirmations and can conveniently make repayments anytime and anywhere, significantly enhancing their overall experience, particularly in rural and semi-urban areas.

To support this digital transition, SMPL has invested in strengthening the capabilities of its field workforce through a technology-enabled learning framework. A **Learning Management System (LMS)** offers self-paced and classroom-based training on products, processes, and emerging technologies. Interactive ethics and compliance modules use real-life scenarios to improve practical understanding, while **Office 365** facilitates virtual training across geographically dispersed teams. In addition, state- and cluster-level **WhatsApp groups** enable real-time communication, rapid problem resolution, and continuous knowledge sharing.

Key Outcomes

- Faster, secure, and transparent loan collections through multiple digital payment channels.
- Reduced operational costs, cash-handling risks, and manual processing.
- Improved real-time reconciliation, portfolio monitoring, and governance.
- Enhanced customer convenience, trust, and digital adoption in rural and semi-urban areas.
- Strengthened digital capabilities of field staff through continuous learning and collaboration.
- Greater operational efficiency and support for a digitally enabled, sustainable microfinance ecosystem.

Courtesy: SAVE Microfinance Pvt. Ltd. (SMPL)

2.7 Way Forward for the Microfinance Sector

During FY 2025–26, the microfinance sector navigated a deliberate structural recalibration, transitioning from rapid volume expansion to risk-disciplined, high-quality underwriting. The loan portfolio stabilised around ₹3.34 lakh crore, while the loan accounts rationalised significantly due to strict adherence to SRO-mandated lender caps (restricting exposure to a maximum of 3 lenders per household) and enhanced credit bureau checks. Disbursements pivoted toward higher Average Ticket Sizes (~₹59,473) for carefully assessed borrowers, driving a sharp turnaround in asset quality: sector-wide PAR 30–179 DPD eased dramatically from 6.6% to 2.3%, demonstrating robust recovery in post-2024 vintage loans.

Thus, a year of stress, de-growth and underperformance of the portfolio has come to an end, with signs of revival, improved health and better asset quality. The revival of the sector is also due to the stricter guardrails enforced by the SROs, in addition to the self-discipline practised by the sectoral leaders. The funding needs were also addressed to some extent through CGSMFI 2.0. This has given a platform for the MLIs to perform better and build the sector in 2026-27.

In FY 2026–27, responsible lending and portfolio quality should remain the sector's foremost priorities. The micro-lenders should strengthen household-level credit assessment, bureau-based indebtedness checks, cash-flow underwriting, early-warning systems and geo-segmented portfolio monitoring, while ensuring that repayment obligations remain aligned with household income and repayment capacity. Growth should be calibrated to local economic conditions rather than driven solely by disbursement targets. Greater use of consent-based digital data, alternative cash-flow indicators and risk-based pricing can improve underwriting, but technology must complement and not replace field-level assessment and borrower engagement.

Risk management practices are likely to continue evolving toward more granular portfolio monitoring, building on vintage-analysis techniques alongside climate-risk overlay models, rather than reliance on aggregate delinquency metrics alone. As erratic monsoons, unseasonal heatwaves, and extreme weather events increasingly disrupt rural livelihoods, geographical vulnerability has become directly tied to credit risk. Micro-lenders that combine credit-bureau leverage data with spatially disaggregated climate-vulnerability indices, such as identifying early-warning signals within specific origination cohorts and over-leveraged borrower segments, will stand to manage the next phase of growth with a materially lower risk of repeating the FY 2024–25 stress cycle.

In summary, the microfinance sector enters FY 2026-27 from a position of considerably improved credit discipline than a year earlier, with early but credible signs of a demand-led growth recovery. The sustainability of this recovery will depend on lenders, the regulator, and credit bureaus collectively maintaining the underwriting and leverage discipline established during the FY 2024-25 correction, even as competitive and growth pressures re-emerge with the return of disbursement momentum.

Chapter 3

Mapping Microfinance Expansion Across India

Chapter 2 presents sector-level data and analysis based on the secondary data sourced from Equifax India. In contrast, Chapter 3 draws on information collected directly from the member and non-member MLIs. Accordingly, this chapter provides detailed insights into the operational profile, performance, and functioning of MLIs in India.

The analysis in this chapter is based on the data reported by 178 Micro Lending Institutions (MLIs) operating across India. The reporting MLIs comprises of NBFC-MFIs, NBFCs, Sec. 8 Coms, Societies, Trusts, MACS or Cooperatives, and Pvt. Ltd. Coms. The Commercial Banks, Small Finance Banks (SFBs), and Urban Cooperative Bank operating in the microfinance segment are excluded from the scope of this chapter, except where explicitly stated. The analysis herein focuses exclusively on Micro Lending Institutions (MLIs)—including NBFC-MFIs, NBFCs, Societies, Trusts, Section 8 Companies, and other entities operating as MFIs or Business Correspondent (BC) agents.

During FY 2025-26, the microfinance sector navigated through a challenging macroeconomic environment and regulatory headwinds. Rising credit costs, moderated credit growth, and tighter borrower exposure limits collectively constrained client acquisition. Consequently, Micro Lending Institutions (MLIs) experienced a slowdown in disbursements, putting pressure on sectoral growth, profitability, and overall operational resilience.

In response, MLIs adopted more cautious approaches to give loans, guided by the RBI regulations and guardrails promoted by the Self-Regulatory Organisations (SROs). The year also witnessed increased interest in adoption of technology, including artificial intelligence, to improve operating efficiency, strengthen decision-making and enhance monitoring. Notwithstanding these developments, the operating environment remained demanding for a significant part of the sector.

3.1 Geographical Spread of Microfinance

Analysis of the dataset comprising 178 Micro Lending Institutions (MLIs), representing over 98% of the sector's total MLIs portfolio, indicates widespread national presence across 28 states, 5 Union Territories, and 686 districts in India. While geographic reach is extensive, market penetration remains heavily concentrated within the top 200 to 250 districts. Minor variance exists between these findings and the coverage metrics in Chapter 2, which draw on Credit Information Company (CIC) data reporting activity across 35 States/UTs and nearly 780 districts. This divergence is attributable to underlying methodological differences in reporting mechanisms rather than operational contraction, reinforcing the sector's robust national footprint.

Table 3.1: No. of MLIs operating in the States/UTs and districts as of March 2026 (in alphabetical order)

Sl. No.	Name of the State/ UT	No. of MLIs operating in the State/ UT (including those having Headquarters outside)	No. of districts of the state where MLIs operate
1	Andaman & Nicobar Islands	2	1
2	Andhra Pradesh	29	25
3	Arunachal Pradesh	6	7
4	Assam	31	34
5	Bihar	64	38
6	Chandigarh	3	1
7	Chhattisgarh	35	32
8	Delhi	8	5
9	Goa	12	2
10	Gujarat	34	32
11	Haryana	37	22
12	Himachal Pradesh	13	10
13	Jammu & Kashmir	5	4
14	Jharkhand	46	24
15	Karnataka	44	31
16	Keralam	38	14
17	Madhya Pradesh	50	55
18	Maharashtra	50	36
19	Manipur	10	12
20	Meghalaya	8	6
21	Mizoram	5	4
22	Nagaland	3	3
23	Odisha	42	30
24	Puducherry	27	4
25	Punjab	18	23
26	Rajasthan	47	41
27	Sikkim	6	5
28	Tamil Nadu	68	38
29	Telangana	25	33
30	Tripura	16	8
31	Uttar Pradesh	62	75
32	Uttarakhand	28	8
33	West Bengal	49	23
	Total		**686**

[1] Portfolio, GLP, and Loan Outstanding have been used interchangeably throughout this entire report.
[2] Some of these districts may not have an active presence of some MLIs at present, as they may have exited. But they have been able to reach these districts at one time or another.

3.2 MLIs Branch Network

Branches remain an important component of the MLI operating model. They support customer acquisition, sourcing of loan applications, credit appraisal, disbursement processes, portfolio monitoring, grievance management, and collections. Consequently, branch productivity, governance and service quality have a direct bearing on the operational effectiveness and portfolio outcomes.

As of March 31, 2026, MLIs operated 36,716 branches across the country, compared with 37,380 branches in the previous year, representing a year-on-year decline of 2%. Considering only the Microfinance Institutions (MFI) category—comprising NBFC-MFIs, Societies, Sec. 8 Coms, Trusts, MACS or Cooperatives—and excluding NBFCs and Pvt. Ltd. Coms, the year-on-year decline in the branch network is also 2%. The decline in branches in the microfinance sector is driven by factors such as overall contraction in portfolio and borrower outreach, cost optimisation, adoption of technology-enabled processes, cautious credit expansion, and institutional exits or consolidation.

As of March 31, 2026, the MFIs operated 28,019 branches, NBFCs engaged in microfinance operated 4,935 branches, and Pvt. Ltd. Coms functioning as BC agents operated 3,762 branches. By legal form, NBFC-MFIs accounted for the largest share, with 27,167 branches (74%). By institutional size, Very Large MLIs (GLP > ₹5,000 Cr.) accounted for 18,998 branches (52%) of the total branch network.

Figure 3.1: MLI Branch Network – Yearly Trend and Category-wise Breakup

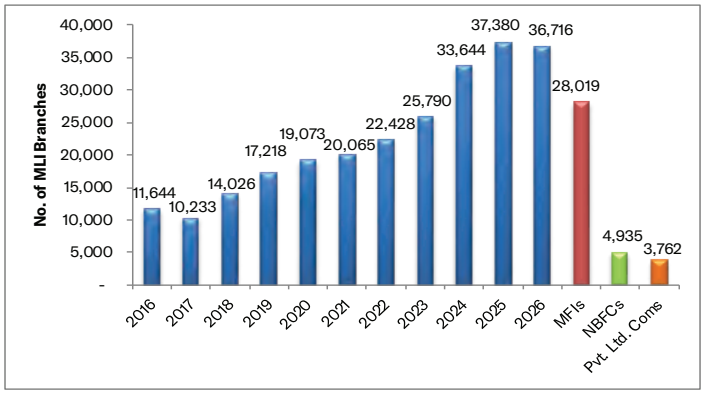

A further segregation of the total branch network based on the legal forms of MLIs and the size of MLIs is given below:

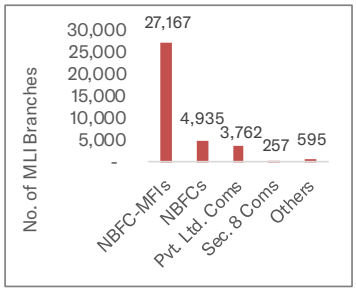

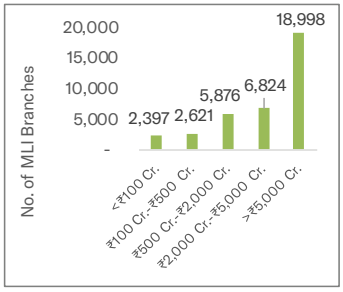

Note : In the decadal trend graph of the branch network (2016–2026) shown above, the number of branches for each year is represented by blue bars, capturing all Micro Lending Institutions (MLIs). For FY 2025-26, however, the total branch network of 36,716 has been further segmented to provide deeper insights. Specifically, the distribution highlights MFIs (NBFC-MFIs, Societies, Sec. 8 Coms, Trusts, MACS, or Cooperatives) shown by red bars, NBFCs shown by green bars, and Pvt. Ltd. Coms working as BC agents shown by orange bars. This disaggregation enables a clearer understanding of the growth trajectory of MFIs within the overall branch network.

3.3 Client[3] Outreach of MLIs

Microfinance serves the financial needs of low-income households that may face constraints in accessing formal credit from mainstream banking channels. MLIs provide loans to these households using delivery models designed to improve accessibility and convenience.

The active client base of MLIs declined to 558 lakhs in FY 2025-26 from 627 lakhs in the previous year, representing a year-on-year decline of 11%. Excluding the client base of NBFCs and BC Companies, the Microfinance Institutions (MFI) category—comprising NBFC-MFIs, Societies, Sec.8 Coms, Trusts, MACS or Co-operatives—reported an active client base of 434 lakhs, with a year-on-year decline of 14%.

The NBFC-MFIs serve the largest share of microfinance clients, accounting for 70% of the total active clients. NBFCs account for a further 14%, while Societies, Trusts, MACS or Cooperatives and Pvt. Ltd. Coms collectively serve nearly 16% of active clients. Sec. 8 Companies account for a marginal share of 0.3%. From a size perspective, Very Large MLIs (GLP > ₹5,000 Cr.) collectively account for nearly 68% of the active client base reported by the 178 MLIs.

Figure 3.2: Outreach of MLIs to Active Borrowers (in lakhs): Yearly Trend and Category–wise Breakup as of March 2026

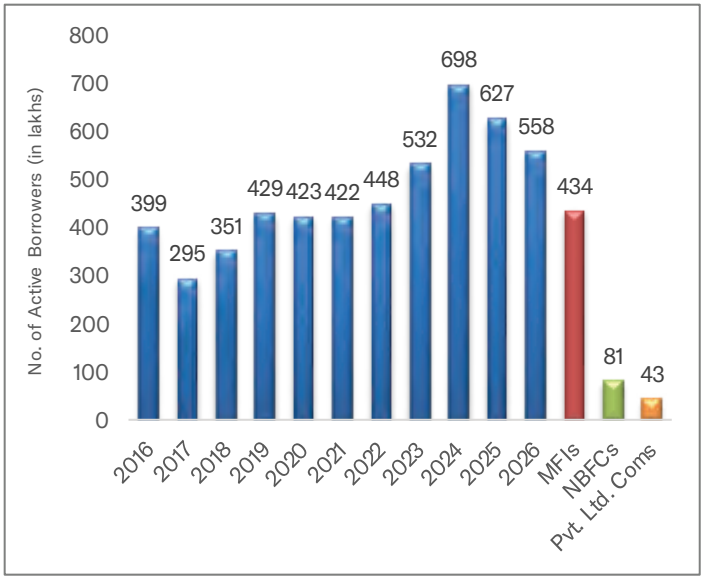

[3] Clients of MLIs are essentially Loan Borrowers. 'Clients' and 'Borrowers' have been used interchangeably throughout this entire report.

A further segregation of the total client outreach based on the legal forms of MLIs and the size of MLIs is given below:

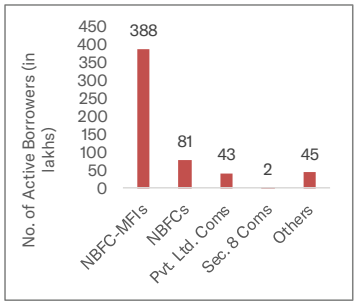

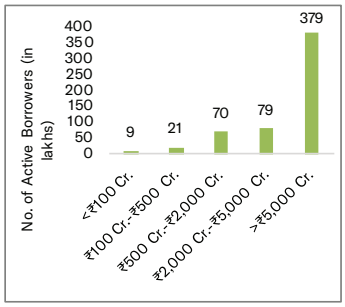

Note: In the decadal trend graph of active borrowers given above, the number of active borrowers in each year (from 2016-2026) represented by blue bars, includes active borrowers of all the Micro Lending Institutions (MLIs), however for FY 2025-26, the break-up of total number of active borrowers (i.e. 558 lakhs) is segregated as MFIs (NBFC-MFIs, Societies, Sec.8 Coms, Trust, MACS or Cooperatives),(represented by red bar), NBFCs (represented by green bar), and Pvt. Ltd. Coms (represented by orange bar) to get a better understanding of the growth of the MFIs.

3.3.1 New Borrowers[4]

The business expansion of MLIs is primarily driven by the addition of new borrowers. As per reported data, 146 MLIs added nearly 108 lakhs new borrowers during FY 2025-26, compared to 129 lakhs new borrowers added by 158 MLIs in the previous year. NBFC-MFIs had a dominant share, with 93 lakhs accounting for 86% of the total, while Very Large MLIs (with GLP >₹5,000 Cr.) contributed 64 lakhs, representing 59% of the new borrowers added.

Figure 3.3: No. of MLI New Borrowers (in lakhs) added and Category–wise Breakup during FY 25-26

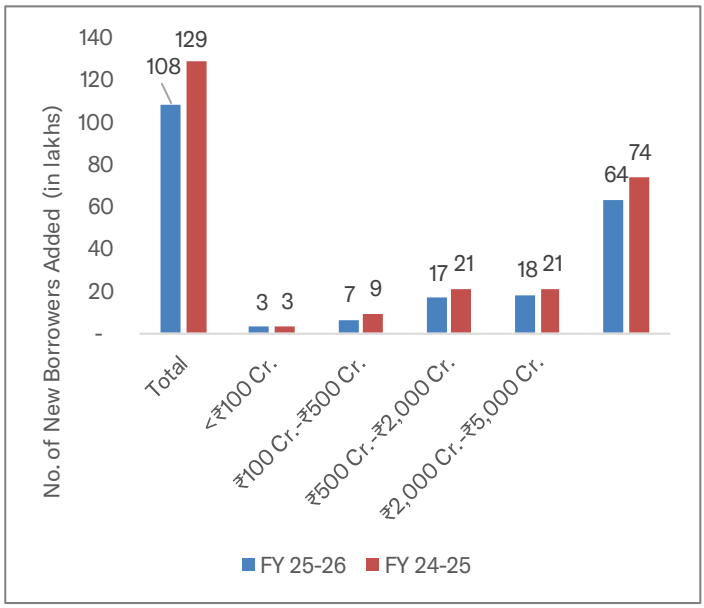

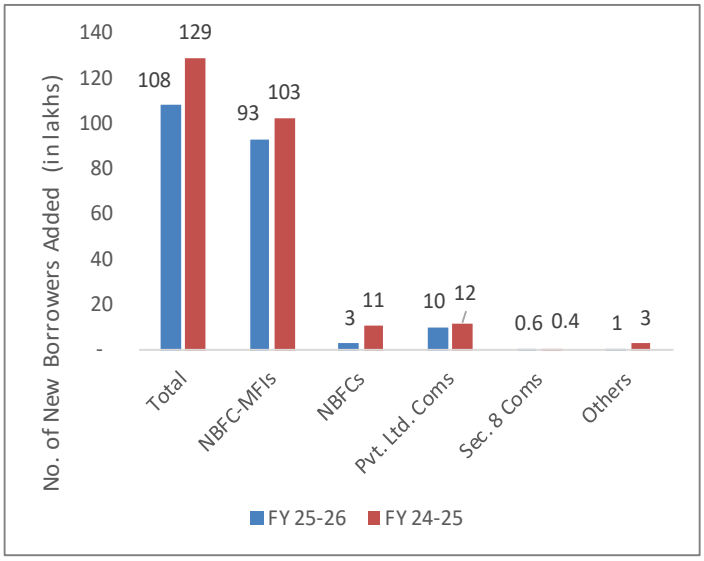

3.3.2 Rural–Urban Share of MLI Active Borrowers

MLIs serve low-income borrowers in both rural and urban markets. The rural–urban composition has changed over time. Urban borrowers represented a larger share in FY 2016, as reflected in Figure 3.4. The subsequent transition of several large, predominantly urban NBFC-MFIs into SFBs altered the composition of the remaining MLI portfolio. The current client base is predominantly rural, consistent with the continuing importance of rural markets in India. The data also shows an increasing share of rural clients from 2023 onwards. Smaller MLIs have generally retained a rural focus, although some institutions operate exclusively in urban markets.

Figure 3.4: Trends in Rural-Urban Share of MLI Active Borrowers

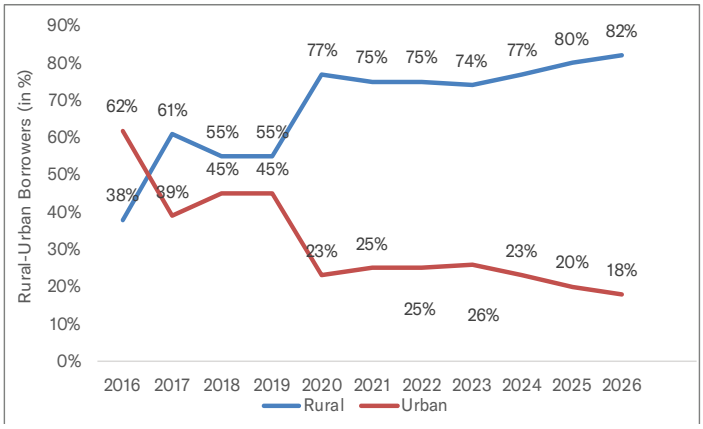

3.3.3 Outreach to special segment of Microfinance Active Borrowers

The microfinance sector's active borrower base reflects strong financial inclusion across priority categories mandated under RBI's Priority Sector Lending framework. Scheduled Caste/

[4] It is noteworthy that many of the borrowers classified as "new" may not be entirely new to credit, but rather new to the reporting MLI during the financial year.

Scheduled Tribe (SC/ST) borrowers constitute 24% of the microfinance active borrowers, while. Minority community borrowers (Muslim, Christian, Sikh, Buddhist, Parsis, Jain) represent 16%, and persons with disabilities (differently abled) comprise 1%. Economically, half (50%) of all active borrowers hold Below Poverty Line (BPL) cards, underscoring outreach to the most vulnerable segments. Gender inclusion remains a cornerstone of the portfolio, with women borrowers accounting for 98% of the total active borrower base.

Table 3.2: Composition of Microfinance Active Borrowers-Category-wise

Composition of Special Segment of Microfinance Active Borrowers				
Women Borrowers	SC/ST Borrowers	Minority Borrowers	Differently Abled Borrowers	Borrowers having BPL Card
98%	24%	16%	1%	50%

3.4 Loan Outstanding

3.4.1 On-Balance Sheet Portfolio of MLIs

The On-Balance Sheet/ On Book portfolio represents loans that Micro Lending Institutions (MLIs) have on their own books, funded through their own capital and borrowings, as against the loans originated and assigned or securitised to other lenders, but managed by the original institution. The portfolio originated through Business Correspondent or co-lending arrangements also forms part of managed assets and does not form part of the on-book, except the portion of share owned by the originator under co-lending arrangement.

As of March 31, 2026, the On-Balance Sheet Portfolio stood at ₹1,70,948 Cr., making it the dominant share of the sector's overall lending activity. It has grown by 3% year-on-year from ₹1,65,268 Cr. in March 2025. In the case of Off-Balance Sheet portfolio arrangements, especially with co-lending, borrowers benefit due to lower rates of interest or getting facilities from financial institutions with a local touch and feel.

Figure 3.5: On-Balance-Sheet Loan Portfolio of MLIs (in ₹ Cr.) –Yearly Trend and Category–wise Breakup as of March 2026

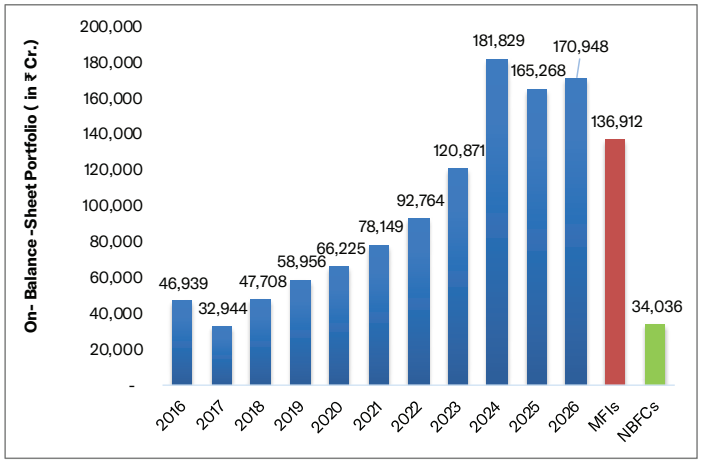

A further segregation of the On-Balance-Sheet Loan Portfolio based on the legal forms of MLIs and the size of MLIs is given below:

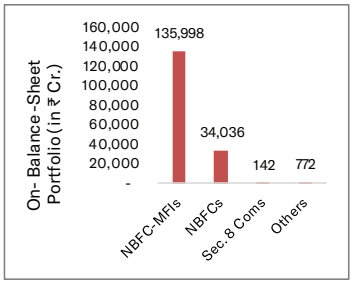

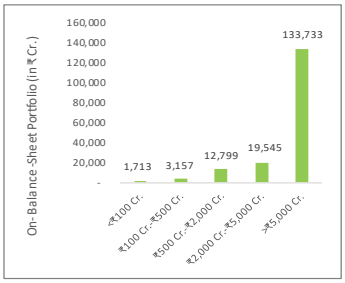

Note: In the decadal trend graph of the On-Balance Sheet Portfolio (2016–2026) shown above, the On-Balance Sheet Portfolio for each year is represented by blue bars, covering all Micro Lending Institutions (MLIs). For FY 2025-26, however, the total On-Balance Sheet Portfolio of ₹1,70,948 Cr. has been further disaggregated to provide clearer insights. The breakdown highlights MFIs (NBFC-MFIs, Societies, Sec. 8 Coms, Trusts, MACS, or Cooperatives) shown in red, NBFCs in green, and Pvt. Ltd. Coms in orange, offering a clearer picture of the growth pattern of MFIs.

3.4.2 Off-Balance Sheet/Managed Loan Portfolio of MLIs

The borrowers typically seek loans for diverse purposes—ranging from loans for emergency and consumption needs to small businesses, working capital, and housing are met through such arrangements. Mainstream lenders often are unable to meet these demands due to the small loan sizes, lack of collateral, and procedural complexities. MLIs have filled this gap, playing a crucial role in serving the financially excluded.

MLIs use securitisation and direct assignment to mobilise resources for portfolio growth. Some institutions also operate as Business Correspondents (BCs), enabling them to originate and service loans on behalf of Banks and Financial Institutions without having to bother for raising funds for their operations and expanding business. It basically provides margin, which adds to their income through fees. These arrangements also support lenders in meeting priority-sector objectives and provide MLIs with an income stream, while helping address funding and capital constraints. Although MLIs manage the portfolios operationally, the assets do not sit on their books, and they report them as Off-Balance-Sheet portfolios.

As of March 31, 2026, 99 MLIs reported a Managed Portfolio of ₹73,027 Cr., which are classified as Off-Balance-Sheet portfolio, compared with ₹72,930 Cr. at the end of FY 2024-25. The Managed Portfolio has grown by a meagre 0.1% during FY 2025-26. Figure 3.6 presents the category-wise distribution of this portfolio.

Figure 3.6: Managed/Off-Balance-Sheet Loan Portfolio of MLIs (in ₹ Cr.) –Yearly Trend and Category–wise Breakup as of March 2026

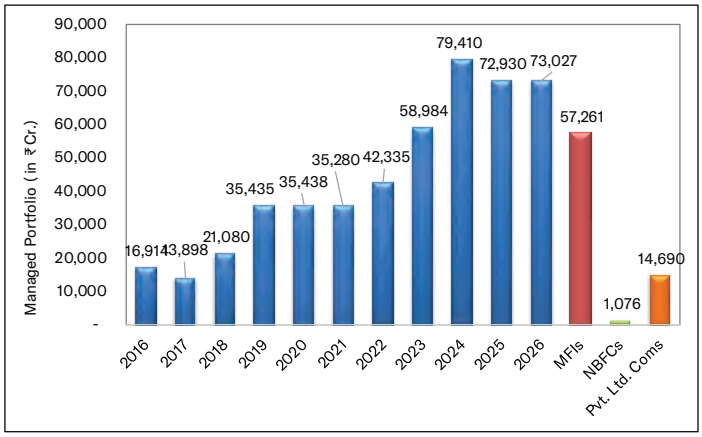

A further segregation of the Managed Loan Portfolio based on the legal forms of MLIs and the size of MLIs is given below:

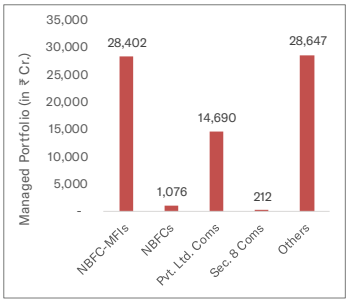

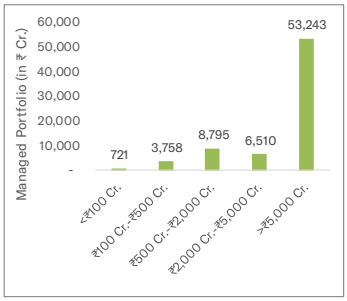

Note: In the decadal trend graph of the Managed Portfolio (2016–2026) shown above, the Managed Portfolio for each year is represented by blue bars, covering all Micro Lending Institutions (MLIs). For FY 2025-26, however, the total Managed Portfolio of ₹73,027 Cr. has been further disaggregated to provide clearer insights. The breakdown highlights MFIs (NBFC-MFIs, Societies, Sec. 8 Coms, Trusts, MACS, or Cooperatives) shown in red, NBFCs in green, and Pvt. Ltd. Coms in orange, offering a clearer picture of the growth pattern of MFIs.

3.4.3 Business Correspondent (BC) Portfolio of MLIs

Business Correspondents (BCs) appointed by Banks and Financial Institutions help in sourcing clients, managing the accounts, and servicing the collections on their behalf. Initially, only NGO-MFIs were permitted to function as BCs. The RBI later extended this facility to incorporated entities also, thereby allowing NBFC-MFIs to act as BC. Consequently, an increasing number of MLIs, particularly smaller ones facing challenges in raising capital, have adopted the BC model to expand their business and generate income. As of March 31, 2026, 84 MLIs are functioning as BC agents, with the total loan portfolio under the BC model standing at ₹51,004 Cr., registering a decline of (-4%) in FY 2025-26. The BC portfolio accounts for nearly 70% of the Managed Portfolio.

The distribution of the BC portfolio among different categories of MLIs is displayed in Figure 3.7:

Figure 3.7: BC Loan Portfolio of MLIs (in ₹ Cr.) and Category–wise Breakup as of March 2026

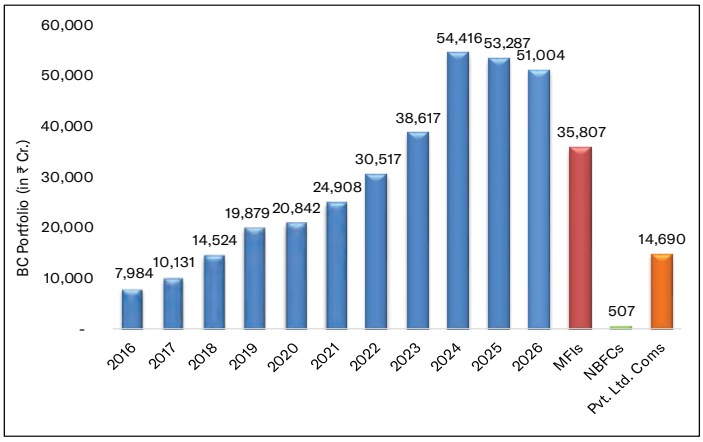

A further segregation of the Business Correspondent Loan Portfolio based on the legal forms of MLIs and the size of MLIs is given below:

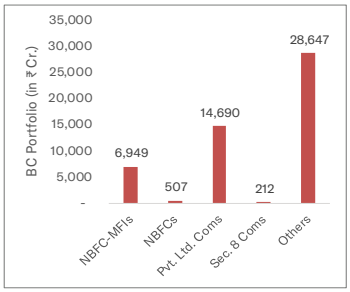

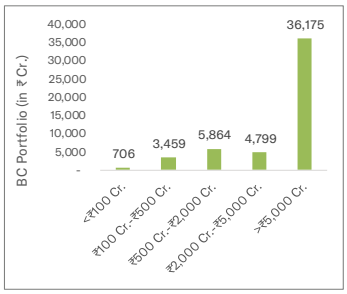

Note: In the decadal trend graph of the BC Portfolio (2016–2026) shown above, the BC Loan Portfolio for each year is represented by blue bars, covering all Micro Lending Institutions (MLIs). For FY 2025-26, the total BC Portfolio of ₹51,004 Cr. has been further disaggregated to provide deeper insights. The breakdown shows MFIs (NBFC-MFIs, Societies, Sec. 8 Coms, Trusts, MACS, or Cooperatives) in red, NBFCs in green, and Pvt. Ltd. Coms in orange, offering a clearer view of the growth trend of MFIs.

3.4.4 Qualified and Non-Qualified Loan Portfolio:

Table 3.3: Qualified and Non-Qualified Portfolio

On-Balance-Sheet Portfolio (in ₹ Cr.)		Off-Balance Sheet Portfolio (in ₹ Cr.)	
₹1,70,948 Cr. (70%)		₹73,027 Cr. (30%)	
Qualified Loan Portfolio and % share within On-Balance-Sheet Portfolio	Non-Qualified Loan Portfolio and % share within On-Balance-Sheet Portfolio	Qualified Loan Portfolio and % share within Off-Balance-Sheet Portfolio	Non-Qualified Loan Portfolio and % share within Off-Balance-Sheet Portfolio
₹1,47,099 Cr.	₹23,849 Cr.	₹63,420 Cr.	₹9,606 Cr.
86%	14%	87%	13%

Out of the total portfolio of reported MLIs, the On-Balance Sheet Portfolio comprised ₹1,70,948 Cr. (70%), and the Off-Balance Sheet Portfolio comprised ₹73,027 Cr. (30%), indicating that more than two-thirds of the portfolio continues to be held on the books of lending institutions. Within the On-Balance-Sheet portfolio, qualified assets accounted for ₹1,47,099 Cr. (86%), while non-qualified assets stood at ₹23,849 Cr. (14%). Similarly, the Off-Balance Sheet Portfolio exhibited a comparable composition, with qualified assets amounting to ₹63,420 Cr. (87%) and non-qualified assets at ₹9,606 Cr. (13%). The consistently high share of qualified assets across both portfolio categories reflects strong alignment with the applicable qualifying asset norms and prudent portfolio management practices among reporting institutions.

3.4.5 Segments of MLIs' Loan Portfolio

Table 3.4 presents the Gross Loan Portfolio (GLP) by delivery mode, collection mode and co-origination. The JLG model continues to account for the largest share; however, individual lending is gaining importance. This shift is supported by improvements in credit assessment, regulatory developments and the evolving requirements of mature borrowers seeking larger loan sizes, greater flexibility and an improved customer experience.

Table 3.4: Composition of Loan Portfolio under Delivery Model, Collection Mode, and Others

% of Gross Loan Portfolio (GLP) under various modes							
Delivery Modes				Collection Modes			Others
GLP under JLG lending model	GLP under SHG lending model	GLP under Individual lending model	GLP under Grameen model	GLP under Weekly collection	GLP under Fortnightly collection	GLP under Monthly collection	GLP created under a Co-origination arrangement
77%	14%	9%	0.01%	17%	13%	70%	1%

3.4.6 Loan Portfolio of Commercial Banks, SFBs, and Urban Cooperative Bank

Small Finance Banks (SFBs) were established in 2015-16 by the Reserve Bank of India (RBI) to extend banking services to underserved and financially excluded segments. In these Small Finance Banks, the microfinance portfolio continued to be a significant component, at varying levels. There have also been efforts in these institutions to increase the security-linked assets, and as a result, the proportion of the microfinance portfolio has come down significantly. Some of the banks, especially the private sector banks, had microfinance portfolios built through BC mode and even had a network of lending channels. These banks also contributed to supporting the MLIs by supporting liquidity needs through bulk funding (term loans) and strategic partnerships like BC and co-lending arrangements.

As of March 31, 2026, the loan outstanding of 8 SFBs, 5 Commercial Banks, and 1 Urban Cooperative Bank whose data is provided to Sa-Dhan cumulatively stood at ₹65,463 Cr.

As of March 31, 2026, self-reported data from 8 Small Finance Banks (SFBs), 5 Commercial Banks, and 1 Urban Cooperative Bank—operating across 11,612 branches and serving approximately 172 lakh clients- reflects a combined microfinance loan portfolio of ₹65,463 Cr. This, along with the data reported by 178 Micro Lending Institutions (MLIs), 8 SFBs, 5 Commercial Banks, and 1 Urban Cooperative Bank, formed a combined microfinance portfolio of ₹3,09,438 Cr.

The variance between the self-reported microfinance portfolio and credit-bureau data is approximately ₹24,469 Cr, which is due to the fact that the self-reported data was not received from all the operating Commercial Banks, SFBs, and MLIs within the microfinance sector. But the data of the major lending institutions have been captured in this report.

3.5 Distribution of Loans by Purpose

Under the current regulatory framework, RBI has not prescribed any proportion for income-generating and non-income-generating lending. MLIs have, however, broadly retained the lending pattern followed earlier.

Self-reported data indicate that borrowers use loans for a range of purposes. A majority of lending is directed towards income-generating activities such as agriculture, animal husbandry, trading and agro-enterprises. Loans are also used for non-income-generating purposes, including consumption, housing, education, water and sanitation, and health.

Figure 3.8 presents the distribution of lending between income-generating and non-income-generating purposes. Within income generating segment, Agriculture accounts for the largest share at 41%, followed by animal husbandry (18%), and trading (14%). Within the non-income-generating segment, the principal uses are housing, education, water and sanitation, consumption and health-related expenses.

The RBI's recent guidelines on the reduction of qualifying asset criteria for NBFC-MFIs from 75% to 60% open up significant opportunities for the NBFC-MFIs, especially to diversify their portfolios and strengthen financial resilience. A more diversified portfolio will allow the NBFC-MFIs to better manage sector-specific shocks, such as natural disasters or socio-political disruptions that disproportionately affect low-income microfinance borrowers. By shifting a portion of lending toward less volatile segments, the NBFC-MFIs can minimise credit losses and sustain earnings across cycles. However, most of the MLIs are following a cautious approach to this new facility.

Figure 3.8: Share of MLIs' Income Generation Loans and Non-income Generation Loans

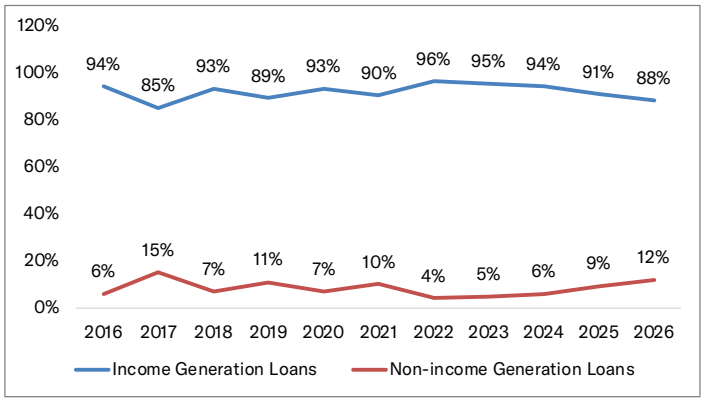

3.5.1 Types of Income Generation Loans and their respective share

Figure 3.9: Share of MLIs' Income Generation Loans under Different Sub-sectors as of March 2026

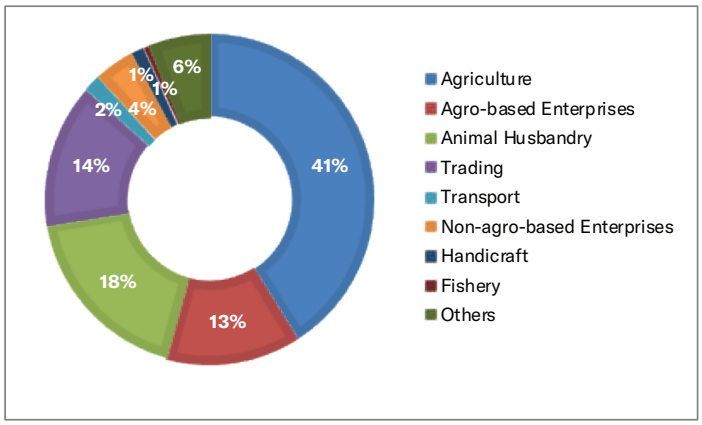

Figure 3.9 presents the distribution of income-generating loans across major sub-sectors. Agriculture accounts for the largest share at 41%, followed by animal husbandry at 18% and trading at 14% of the income-generating loan portfolio.

3.5.2 Types of Non-Income Generation Loans and their respective share

Figure 3.10: Share of MLIs' Non-Income Generation Loans under Different Sub-sectors as of March 2026

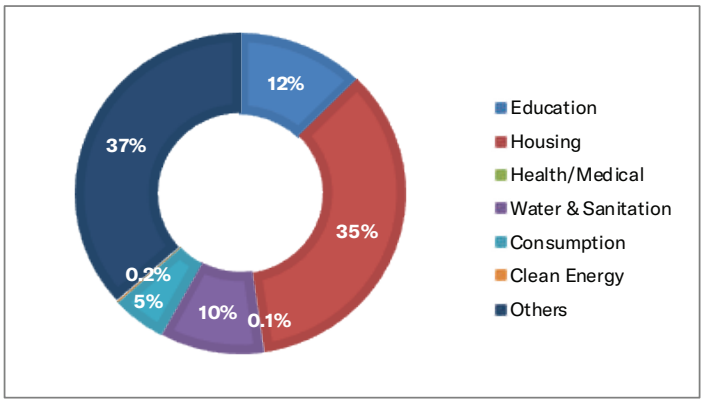

Figure 3.10 shows that housing accounts for a major share of non-income-generating loans at 35%. The remaining 65% is allocated to education, consumption, health and medical needs, water and sanitation, clean energy and other purposes. These uses address essential household needs and may support household resilience and longer-term well-being.

Note: Although there could be some variance in the actual purpose for which borrowing is done, it still gives us some idea and trend as to how the funds are used by the microfinance borrowers.

Box 3.1: Data-Driven Operational Risk Assessment Framework for Risk-Based Branch Supervision in Microfinance

To ensure consistent control standards and strengthen operational resilience across its expanding branch network, Midland Microfin Limited implemented a structured Data-Driven Operational Risk Assessment Framework that evaluates every branch on a monthly basis using predefined operational risk indicators. The framework assesses portfolio quality, governance, operational controls, fraud exposure, people risk, customer protection, audit observations, and process compliance, and classifies branches into High, Medium, or Low Risk categories.

By transforming operational data into actionable risk intelligence, the framework enables early identification of emerging vulnerabilities, supports risk-based supervision, and facilitates timely management intervention. Acting as an enterprise-wide Early Warning System (EWS), it drives targeted supervisory actions, focused audits, and corrective measures for higher-risk branches while optimising the allocation of supervisory resources in line with each branch's risk profile**.**

IT-Enabled Operational Enhancements (FY 2025–26)

To complement the risk framework, Midland Microfin Limited upgraded its **Loan Origination System (LOS)** with advanced technological controls:

- **API-Based Disbursement Controls:** Introduced disbursement amount/loan count visibility and OTP-based authorization via SMS/Email to secure batches and improve governance.
- **Credit Workflow & Data Validation:** Integrated enriched Credit Bureau summaries (incorporating PAN, Voter ID, phone numbers, and addresses), borrower matching analytics, and robust expense validation controls.

- **OCR-Based KYC Verification:** Digitized document verification and KYC/bank document access to reduce manual work, accelerate customer onboarding turnaround times, and boost compliance accuracy.

Key Benefits & Strategic Outcomes

- **Continuous Monitoring:** Monthly risk assessments enable early detection of operational vulnerabilities before they escalate.
- **Risk-Based Supervision:** Supervisory visits, internal audits, and management oversight are dynamically allocated based on each branch's risk profile, intensifying focus on High-Risk locations while maintaining routine checks on Low-Risk branches.
- **Enhanced Governance:** Structured dashboards provide senior management with real-time risk visibility, supporting data-driven decisions and accountability.
- **Strengthened Risk Culture:** Transparent categorisation encourages operational teams to strictly adhere to internal controls and risk management practices.

By combining data-driven branch risk assessments with robust IT enhancements, Midland Microfin Limited has successfully transitioned from reactive monitoring to a proactive, risk-based supervision model, optimising resources, reinforcing operational resilience, and safeguarding customer interests.

Courtesy: Midland Microfin Ltd.

3. 6 Going Beyond Credit: Credit-Plus Activities of MLIs

Apart from providing microcredit to low-income households, women, small producers and informal-sector workers, MLIs are involved in non-credit activities also. The microfinance beneficiaries are vulnerable to other issues like health emergencies, climate events, education expenses and livelihood disruptions, etc. Such shocks can erode savings and productive assets and may lead to distress borrowing or repayment difficulties. Hence, many of the MLIs involve a credit-plus approach, meaning providing other financial and social services to microfinance borrowers

The **credit-plus approach** complements credit with savings, insurance, pension, health and livelihood support, financial literacy, digital financial services and social-security linkages. With their last-mile presence and regular customer interaction, MLIs are well placed to facilitate access to such services. Its relevance increased during FY 2025–26, as lenders placed greater emphasis on borrower assessment, repayment capacity, portfolio quality and customer servicing. Credit-plus interventions can help households manage shocks before they translate into financial distress.

3.6.1 Microinsurance and Financial Protection

Insurance provides protection against unexpected events like death, health emergencies, accidents, natural disasters and loss of productive assets. MLIs facilitate extending insurance support by engaging in awareness creation, enrolment, renewal, claims assistance and grievance support in partnership with insurance companies. All MLIs are involved in providing credit-linked life insurance to the borrowers who opts for the same. This insurance provides the borrowers cover against any outstanding loans standing on their name if any unfortunate incident of their death happens, without burdening the other family members. Some of the MLIs offer such coverage to the co-obligants also. This helps the family to tide over any unforeseen incidents resulting in the death of the borrowers or co-obligants.

During 2025-26, the MLIs that reported their data indicated offering non-loan life, health and non-life insurance, with credit-plus activities facilitating such services for 143.53 lakh clients. With regard to credit-linked insurance, almost all microfinance borrowers are covered under such insurance schemes. Additionally, significant numbers of clients are covered through non-loan term life insurance, non-loan health protection, and non-life protection.

These figures are based on reported data and may include overlapping beneficiaries. The actual figures may be higher if all credit-plus activities reported by the institutions are taken into account.

3.6.2 Savings and Financial Preparedness

Savings provide an important first line of protection against household shocks, including medical expenses, education needs, marriage, festivals and other financial needs. While NBFC-MFIs cannot accept public deposits, cooperative institutions can mobilise member savings under the applicable framework. MLIs functioning as Business Correspondents or service partners can also facilitate access to formal savings accounts and other savings and digital-payment products. During FY 2025–26, reporting MLIs facilitated savings from 53.69 lakh clients/beneficiaries, mostly through BC mode, which includes 52.42 lakh by one Trust, 1.27 lakh through MACS/Cooperative institutions and 215 through an NBFC-MFI. The figures are based on reported data and are not exhaustive.

3.6.3 Pension and Social-Security Linkages

Pension and social-security linkages are particularly relevant for informal-sector workers. MLIs, Business Correspondents and community-based organisations can support awareness, enrolment and regular contributions. Reported data indicate that

a MACS/Cooperative institution facilitated pension products for 35,458 clients/beneficiaries during FY 2025–26. The figures are based on reported data and are not exhaustive.

3.6.4 Development and Livelihood Activities

Some of the MLIs, many of them with the NGO background and have developmental focus, undertake several developmental initiatives for the community benefit, alongside financial services. The NBFC-MFIs have a mandate also to spend under their CSR programmes. These instituions have taken up such activities either directly or through their foundations or partnerships with government agencies, civil-society organisations, healthcare providers and training institutions. These activities cover education, healthcare, financial literacy, livelihood promotion, women's empowerment, training, water and sanitation, infrastructure and enterprise development. Based on reported data, more than 75.90 lakh clients benefited from developmental activities during the last financial year. The figures are based on reported data and are not exhaustive. Reported initiatives included financial literacy and digital-finance awareness, scholarships and educational support, health camps and screening, livelihood and skill development, women's empowerment, WASH, disaster relief, nutrition, environmental awareness and community development.

The breadth of these initiatives reflects the growing role of MLIs in facilitating services beyond credit. Sa-Dhan has documented several such interventions through its CSR publication, Stories Beyond Credit, highlighting the wider social and developmental engagement of micro-lending institutions.

Box 3.2: Measuring Customer Outcomes - Assessing Impact Beyond Credit

To understand the long-term outcomes of the financial services being extended by Annapurna Microfinance, it conducted a comprehensive **Customer Outcome Assessment, Annual Socio-Economic Impact Assessment**, and **Customer Satisfaction Survey** across its Microfinance (MFI) and MSME portfolios. Together, these studies evaluated customer well-being, enterprise growth, financial resilience, service experience, and overall satisfaction, providing valuable evidence to strengthen customer-centric product design and responsible finance practices.

Driving Sustainable Economic and Social Impact

The socio-economic assessment covered **2,238 MFI customers across 12 states** and **407 MSME customers across 9 states**. Using a quasi-experimental research design for the MFI portfolio and a before-and-after assessment for MSMEs, the study demonstrated measurable improvements in customers' economic and social well-being.

Among long-tenure MFI customers, average household income increased by **17%** over two years compared to **1%** in the control group, while savings grew by **27%**, significantly outperforming the **5%** increase observed among non-beneficiary households. Household spending patterns also reflected improved financial capacity, with higher expenditure on food and sustained investment in children's education.

The assessment further highlighted meaningful improvements in living standards. Ownership of household toilets increased to **82%**, the proportion of customers living in **pucca houses** rose substantially, household budgeting practices more than doubled from **22%** to **46%**, and insurance coverage reached **80%**, indicating stronger financial resilience and improved access to social protection and healthcare services.

Creating Measurable Social Value

Annapurna's **Social Return on Investment (SROI)** was estimated at **0.63**, indicating that every **₹1 invested in long-tenure customers generated approximately ₹0.63 of adjusted net social value** through improvements in income, housing, education, and food security.

Delivering a Superior Customer Experience

The annual Customer Satisfaction Survey covered **2,879 customers**, including **2,393 MFI** and **486 MSME** respondents. Overall customer satisfaction remained exceptionally high, with **94% satisfaction among MFI customers** and **95% among MSME customers** across the loan lifecycle.

MFI customers reported the highest satisfaction during the loan application and approval stages, while repayment emerged as an area for further enhancement. The survey recorded a strong **Net Promoter Score (NPS) of 69**, reflecting high customer advocacy. More than half of MFI customers now use digital repayment channels, demonstrating increasing digital adoption.

Among MSME customers, the **NPS stood at 68**, with customers expressing strong satisfaction with loan processing while identifying opportunities to simplify fee structures and expand doorstep services. Across both portfolios, customers prioritized higher loan limits, faster turnaround time, and simplified documentation, providing important direction for future product innovation and service improvements.

These findings reaffirm Annapurna Finance's commitment to responsible, customer-centric finance by continuously measuring customer outcomes and translating insights into better products, stronger service delivery, and sustainable community impact.

Impact Highlights

- **Enhanced Economic Well-being:** Long-tenure MFI customers experienced a **17% increase in household income** and **27% growth in savings**, demonstrating stronger financial stability and improved livelihood outcomes.
- **Improved Quality of Life and Resilience**: Increased access to **pucca housing, sanitation, insurance, and household budgeting practices** reflects greater financial resilience, better living standards, and improved social well-being.
- **Strong Customer Trust and Satisfaction**: Customer satisfaction remained exceptionally high at **94% (MFI)** and **95% (MSME)**, supported by strong **Net Promoter Scores (69 and 68)**, indicating high customer confidence and loyalty.
- **Evidence-Based Customer-Centric Improvements**: Customer feedback and impact assessments are actively guiding **product innovation, faster service delivery, simplified processes, and responsible finance practices**, creating sustainable value for customers and communities.

Courtesy: Annapurna Finance Pvt. Ltd.

3.7 Conclusion

The microfinance sector is entering FY 2026–27 in a position of stabilisation and consolidation with signs of improvement in asset quality and improved recovery in lending activity. To translate these developments into sustainable and positive growth, MLIs need to recalibrate their strategies around risk management, diversified lending, digital efficiency, product innovation, funding diversification, and stronger adherence to the RBI's regulatory framework for microfinance.

Digital transformation is increasingly becoming central to improving cost efficiency, expanding outreach, and strengthening risk control. MLIs are deploying digital-first lending models, automating loan origination and collections, and leveraging fintech partnerships and AI-driven underwriting to improve decision-making while reducing field staff attrition-related disruptions. Data analytics are being used to segment borrowers more precisely, target underserved geographies, and optimise branch networks, thereby lowering operating costs and improving customer experience without compromising risk discipline. In parallel, institutions are preparing for RBI's proposed unified interest-rate framework and suitability norms by strengthening governance around pricing, ensuring transparent Key Fact Statements (KFS), and aligning incentive structures to avoid mis-selling.

Product and funding diversification are key to resilience. MLIs are expanding beyond traditional JLG loans into housing microfinance, loans against property, and MSME finance, taking advantage of RBI's relaxed norms on non-qualifying assets for NBFC-MFIs to build more balanced portfolios. On the liability side, institutions are exploring securitisation, co-lending with banks, and other market instruments to reduce cost of funds and lengthen tenors, while maintaining adequate liquidity buffers in line with RBI's emphasis on liquidity risk management for NBFCs. By coupling these strategic shifts with strong borrower protection, financial literacy initiatives, and strict adherence to fair practices, the sector is positioning itself to deliver stable, inclusive growth in FY 2026-27.

On the whole, the sector is on the cusp of a growth phase, and it needs to be supported proper risk management, diversified lending, responsible scaling, tighter underwriting, gradually digitising end-to-end operations, diversifying products and resource mobilisation, and deepening regulatory and ethical compliance. The MLIs also need to ensure embedding climate, social, and livelihood enterprise financing into their core. By continuing on this path, MLIs are not only protecting asset quality and profitability but are also reinforcing their role as a critical enabler of financial inclusion, income generation, MSME growth, and women's economic empowerment.

Chapter 3A

Performance of NBFC-MFIs in Microfinance

NBFC-MFIs are major players in delivering microfinance services to low-income households. This category of institutions was created by the RBI following the recommendations of the Malegam Committee, with a focus on micro-lending. The RBI has prescribed specific norms for classifying loans as microfinance loans, generally referred to as qualifying assets, and has also specified the minimum proportion of such assets that an institution must maintain to qualify for registration as an NBFC-MFI (presently it is adjusted to 60% of total assets).

NBFC-MFIs also share a similar regulatory framework with other NBFCs. In addition, they have specialized parameters to consider as an NBFC-MFI. Under the Scale-Based Regulation (SBR), the Reserve Bank of India introduced a regulatory structure that categorises all NBFCs into four layers based on their size, activity, and perceived riskiness. Out of the total 93 NBFC-MFIs registered with the RBI, 25 fall under the 'Middle' layer (non-deposit-taking NBFC with asset size above ₹1,000 Cr), and the rest are under the 'Base' layer (NBFC-ND with asset size below ₹1,000 Cr).

RBI has also mandated other guidelines such as appointment of an internal ombudsman, the Prompt Corrective Action (PCA) Framework, and defining the role of Compliance Officers for NBFCs, which also apply to NBFC MFIs. Additionally, the RBI introduced a comprehensive Regulatory Framework for Microloans to govern household income caps and pricing.

3.A.1 Distribution of NBFC-MFIs across region and size

Table 3.A.1: Region-wise distribution of NBFC-MFIs[1]

Region	State/UT	No. of NBFC-MFIs
North	Delhi (11), Rajasthan (2), Punjab (1)	14
East	Bihar (1), Odisha (3), West Bengal (13)	17
West	Gujarat (6), Maharashtra (11)	17
South	Karnataka (11), Keralam (1), Tamil Nadu (16), Telangana (3)	31
North East	Assam (6), Manipur (1)	7
Central	Uttar Pradesh (6), Chhattisgarh (1)	7
Total		**93**

Table 3.A.2 Size-wise distribution of NBFC-MFIs

Size	No. of NBFC-MFIs	Gross Loan Portfolio (₹ in Cr.)	Share out of the total Portfolio
Nano (<₹100 Cr.)	40	1,455	0.89%
Small (₹100 Cr.-₹500 Cr.)	19	4,346	2.64%
Medium (₹500 Cr.-₹2,000 Cr.)	10	12,457	7.58%
Large (₹2,000 Cr. - ₹5,000 Cr.)	7	23,486	14.29%
Very Large (>₹ 5,000 Cr.)	9	1,22,656	74.61%
Total	**85**	**1,64,400**	

Note: The above table (3.A.2) is based on the self-reported data, whereas the table (3.A.1) is based on the RBI-registered NBFC-MFIs. Out of these 93 NBFC-MFIs registered with RBI, some of them are non-functional or inactive.

[1] Based on the RBI data as on June 2026

The NBFC-MFI segment is highly concentrated, with 9 very large institutions accounting for 74.61% or ₹1,22,656 crore of the total portfolio, while 7 large institutions contribute 14.29%. In contrast, 69 nano, small and medium NBFC-MFIs together account for only 11.11%. This indicates that the sector's portfolio is predominantly concentrated among a relatively small number of very large NBFC-MFIs.

3.A.2 Geographical Spread

The geographical coverage of NBFC-MFIs varies considerably by their size. The widest coverage is reported by a single NBFC-MFI, which operates across **30 States/UTs**, indicating a significant geographical reach. Table 3A.3a indicates a mix of geographically focused and widely diversified institutions.

Table 3 A.3: No. of NBFC-MFIs Operating across States/UTs

No. of States/UTs	No. of NBFC- MFIs
1	12
2 to 5	38
6 to 10	13
11 to 20	14
>20	8
Total	**85**

Table 3 A.4: No. of NBFC-MFIs that added new state(s) and closed existing state(s) during FY 2025-26

Size	No. of NBFC-MFIs that expanded to New State(s) during FY 2025–26	No. of NBFC-MFIs that closed State(s) operations during FY 2025–26
Nano (<₹100 Cr.)	2	3
Small (₹100 Cr.-₹500 Cr.)	3	0
Medium (₹500 Cr.-₹2,000 Cr.)	0	0
Large (₹2,000 Cr. - ₹5,000 Cr.)	2	0
Very Large (>₹ 5,000 Cr.)	3	1
Total	**10**	**4**

During FY 2025–26, 10 NBFC-MFIs expanded into new States, while 4 closed operations in existing States. Expansion was reported across all size categories except medium NBFC-MFIs.

Table 3 A.5: No. of NBFC-MFIs that added new districts and closed existing districts during FY 2025-26

Size	No. of NBFC-MFIs that expanded to new districts during FY 2025–26	No. of NBFC-MFIs that closed district operations during FY 2025–26
Nano (<₹100 Cr.)	7	6
Small (₹100 Cr.-₹500 Cr.)	10	3
Medium (₹500 Cr.-₹2,000 Cr.)	2	3
Large (₹2,000 Cr. - ₹5,000 Cr.)	3	4
Very Large (>₹ 5,000 Cr.)	7	6
Total	**29**	**22**

During FY 2025–26, 29 NBFC-MFIs expanded into new districts, while 22 closed operations in existing districts.

Table 3.A.6: No. of NBFC-MFIs Operating across Districts

No. of Districts	No. of NBFC- MFIs
1 to 20	31
21 to 50	22
51-150	15
151 to 400	11
400	6
Total	**85**

3.A.3 Branch Network

Table 3.A.7 Distribution of Branches across various sizes of NBFC-MFIs

Size	Total Branches at the beginning of April 2025	Total Branches added during FY 2025-26	Total Branches closed during FY 2025-26	Total Branches at the end of March 2026
Nano (<₹100 Cr.)	2,009	164	718	1,455
Small (₹100 Cr.-₹500 Cr.)	1,766	94	76	1,784
Medium (₹500 Cr.-₹2,000 Cr.)	2,672	155	84	2,743
Large (₹2,000 Cr. - ₹5,000 Cr.)	6,183	455	547	6,091
Very Large (>₹ 5,000 Cr.)	14,511	931	347	15,095
Total	**27,141**	**1,799**	**1,772**	**27,167**

The NBFC-MFI branch network remained broadly stable during FY 2025–26, increasing marginally from 27,141 to 27,167 branches. A total of 1,799 branches were added, while 1,772 were closed, resulting in a net addition of 27 branches. Very Large NBFC-MFIs accounted for the largest share of the network, with 15,095 branches (56%) at the end of March 2026.

3.A.4 Workforce in NBFC-MFIs

Table 3.A.8 Size-wise distribution of Staff

Size	No. of Loan Officers (Men)	No. of Loan Officers (Women)	Field Managerial Staff (Men)	Field Managerial Staff (Women)	Head Office Staff (Men)	Head Office Staff (Women)	Total Staff
Nano (<₹100 Cr.)	3,472	494	890	56	937	247	6,096
Small (₹100 Cr.-₹500 Cr.)	4,153	572	2,002	74	1,275	255	8,331
Medium (₹500 Cr.-₹2,000 Cr.)	10,847	495	4,282	210	2,128	491	18,453
Large (₹2,000 Cr. - ₹5,000 Cr.)	25,193	2,665	12,013	696	1,358	774	42,699
Very Large (>₹ 5,000 Cr.)	74,691	10,210	35,493	3,799	5,224	1043	1,30,460
Total	**1,18,356**	**14,436**	**54,680**	**4,835**	**10,922**	**2810**	**2,06,039**

The data show that staff strength is highly concentrated among larger institutions. Institutions with a portfolio above ₹5,000 crore account for 1,30,460 staff, or about 63% of total employment, while those below ₹500 crore account for only about 16% collectively. Loan officers constitute the largest workforce, with 1,32,792 staff (men and women combined), reflecting the field-intensive nature of microfinance operations. Women account for 22,081 staff (about 10.7%) across the reported categories, indicating relatively lower female representation, particularly in loan officer and managerial roles. Overall, the sector employed 2,06,039 staff across the participating NBFC-MFIs.

Table 3 A.9: Size-wise staff added and left during Financial Year 2025-26

Size	No. of Staff recruited during Financial Year 2025-26	No. of Staff Left/Exited during Financial Year 2025-26
Nano (<₹100 Cr.)	2,184	5,300
Small (₹100 Cr.-₹500 Cr.)	4,233	5,166
Medium (₹500 Cr.-₹2,000 Cr.)	11,182	13,672
Large (₹2,000 Cr. - ₹5,000 Cr.)	21,769	34,189
Very Large (>₹ 5,000 Cr.)	83,325	80,852
Total	**1,22,693**	**1,39,179**

NBFC-MFIs reported 1.23 lakh staff recruited against 1.39 lakh staff exits during FY 2025–26, indicating a net decline of 16,486 staff. The Very Large NBFC-MFIs accounted for about 68% of recruitment and 58% of exits.

Figure 3.A.1 Distribution of staff across size-wise categories

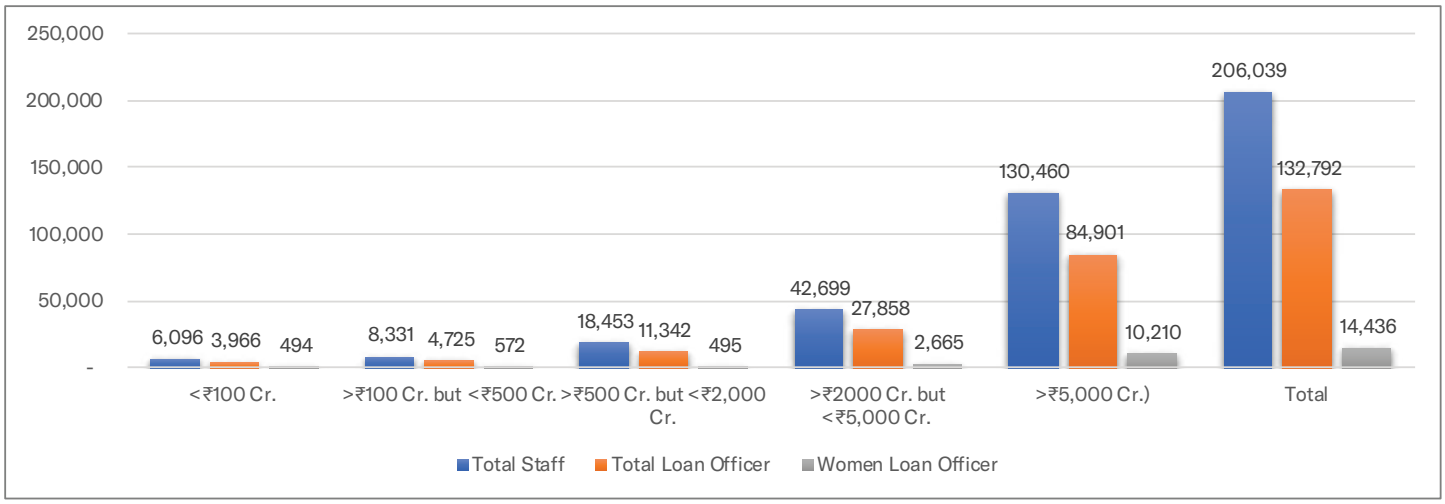

The data indicate that larger institutions account for the bulk of employment and loan officers. Institutions with a portfolio above ₹5,000 crore employ 1,30,460 staff, including 84,901 loan officers, representing about 63% and 64% of the respective totals. Overall, loan officers constitute 1,32,792 (64%) of total staff, while women loan officers number 14,436, accounting for about 11% of all loan officers. Female representation among loan officers is relatively higher in the smallest size category (about 12.5%) and remains around 10–11% across the larger categories.

3.A.5 Client Outreach

Table 3.A.10 Distribution of Active borrowers

Size	No. of Clients (in Lakh) under On-BS Portfolio			No. of Clients (in Lakh) under Off-BS Portfolio			Total No. of Clients
	Microfinance Loan	Non-microfinance Loan	Total	Microfinance Loan	Non-microfinance Loan	Total	
<₹100 Cr.	3.2	0.5	3.7	1.1	0.1	1.2	5
₹100 Cr.-₹500 Cr.	6.1	1.2	7.4	5.7	0.9	6.6	14
₹500 Cr.-₹2,000 Cr.	21.1	1.9	23.1	11.0	1.7	12.7	36
₹2,000 Cr. - ₹5,000 Cr.	53.7	2.8	56.5	9.9	3.0	12.9	69
>₹ 5,000 Cr	197.9	10.3	208.2	38.7	17.2	55.9	264
Total	282	17	**299**	66	23	89	388
Percentage	94%	6%		74%	26%		

The above Table (3 A.10) shows that the on-balance-sheet (On-BS) portfolio serves the majority of clients, with 299 lakh clients, compared with 89 lakh clients under Off-BS portfolios, taking the total to 388 lakh clients. Microfinance loans account for the vast majority of clients in both On-BS and Off-BS portfolios. Institutions with portfolios above ₹5,000 crore serve 264 lakh clients, or about 68% of the total, highlighting the strong concentration of client outreach among larger MLIs.

3.A.6 Portfolio

The data show that the total AUM/GLP of ₹1,64,400 crore is predominantly concentrated among Very Large institutions, which account for ₹1,22,656 crore (about 75%). The On-BS portfolio constitutes ₹1,35,998 crore (83%), while the Off-BS portfolio contributes ₹28,402 crore (17%). Out of the off-balance-sheet portfolio, Assigned Portfolio (₹18,565 crore) is the largest, followed by BC Portfolio (₹6,949 crore), Securitised Portfolio (₹1,797 crore) and Co-lending (₹1,091 crore). This indicates that the sector remains strongly dependent on on-balance-sheet lending, with larger institutions accounting for the bulk of the overall portfolio and diversified off-balance-sheet activities.

Figure 3.A.2 Size-wise distribution of portfolio across various categories

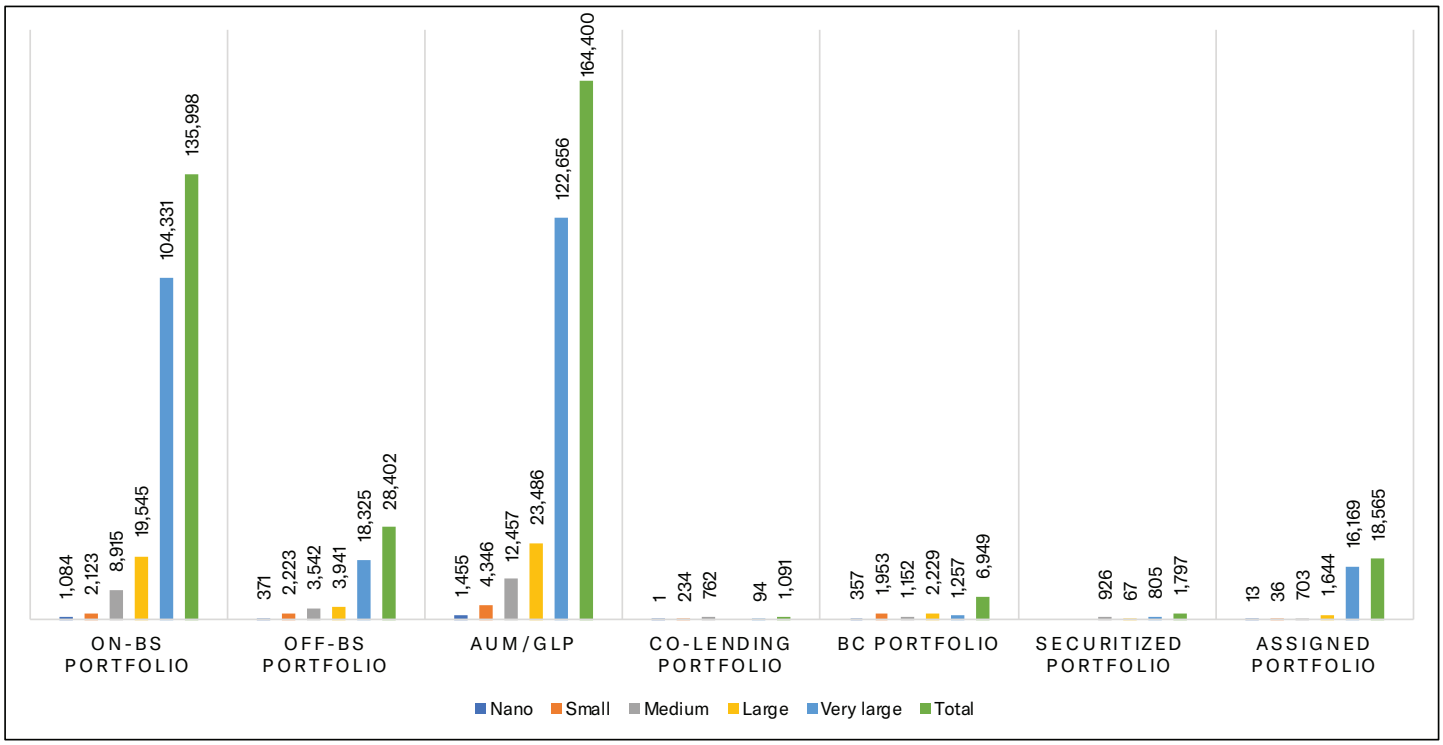

3.A.7 Disbursement

Table 3.A.11 Distribution of disbursement based on the size of NBFC-MFIs

Size	Number of loans disbursed under On-Balance Sheet Portfolio (in lakhs)	Number of loans disbursed under Off Balance Sheet Portfolio(in lakhs)	Total Loan disbursed (in lakhs)	Amount disbursed under On-Balance Sheet Portfolio (in ₹ Cr)	Amount disbursed under Off Balance Sheet Portfolio (in ₹ Cr)	Total amount disbursed (in ₹ Cr) Loan	Average Ticket Size (₹)
Nano (<₹100 Cr.)	2.62	0.39	**3.00**	1,249	99	**1,349**	44,911
Small (₹100 Cr.-₹500 Cr.)	6.70	0.06	**6.76**	3,232	45	**3,277**	48,514
Medium (₹500 Cr.-₹2,000 Cr.)	12.82	2.66	**15.48**	8,084	1,460	**9,544**	61,640
Large (₹2,000 Cr. - ₹5,000 Cr.)	32.52	2.47	**34.99**	16,851	1,881	**18,733**	53,535
Very Large (>₹ 5,000 Cr.)	134.38	21.68	**156.06**	79,883	17,538	**97,421**	62,425
Total	**189**	**27**	**216**	**1,09,300**	**21,024**	**1,30,324**	**60,253**

The data indicate that 216 lakh loans amounting to ₹1,30,324 crore were disbursed, with microfinance loans accounting for 189 lakh loans (87.5%) and ₹1,09,300 crore (83.9%) of the total. Very Large institutions dominated disbursement, contributing 156.06 lakh loans and ₹97,421 crore, or about 75% of the total amount disbursed. The overall average ticket size stood at ₹60,253, while the size-wise ticket size ranged from ₹44,911 for Nano institutions to ₹62,425 for Very Large institutions, indicating broadly higher average loan sizes among larger institutions.

3.A.8 Portfolio Quality

Portfolio quality for all buckets (PAR >30 days and PAR >60 days, PAR>90 days, and PAR >180 days) has improved. Some NBFC-MFIs are reporting elevated PAR levels due to long-outstanding dues that remain unrecovered. The analysis is based on self-reported portfolio data from 85 NBFC-MFIs. The portfolio quality figures differ from those presented in Chapter 2 because MLI data reported to the CICs include technical write-offs, whereas the MLI data submitted to the SROs exclude technical write-offs.

The PAR value for various buckets for different sizes of NBFC-MFIs is depicted in the table below.

Table 3 A.12: Portfolio Quality of NBFC-MFIs under different buckets (Based on weighted average values)

Size	PAR>30 days	PAR>60 days	PAR>90 days	PAR>180 days
Nano (<₹100 Cr.)	6.95%	6.00%	5.44%	5.04%
Small (₹100 Cr.-₹500 Cr.)	7.75%	6.62%	5.14%	3.98%
Medium (₹500 Cr.-₹2,000 Cr.)	7.87%	7.20%	6.34%	4.47%
Large (₹2,000 Cr. - ₹5,000 Cr.)	7.01%	6.24%	5.65%	4.29%
Very Large (>₹ 5,000 Cr.)	4.96%	4.67%	4.31%	3.50%
Overall	**5.56%**	**5.15%**	**4.69%**	**3.71%**

Note: DPD>30 days = all overdues above 30 days, including above 180 days; DPD>60 days = all overdues above 60 days, including above 180 days; DPD>90 days = all overdues above 90 days, including above 180 days. The portfolio quality figures differ from those presented in Chapter 2 because MLI data reported to CICs exclude technical write-offs, whereas data submitted to SROs include technical write-offs.

Box 3A.1: Cybersecurity Risk Management and Operational Resilience

As microfinance institutions increasingly adopt digital operations, cybersecurity and operational resilience have become critical to safeguarding customer data, ensuring uninterrupted services, and meeting regulatory expectations. While many of the MFIs are adopting cybersecurity measures, there is a specific case of SAVE Microfinance Pvt. Ltd. (SMPL). In case of SMPL, it has integrated cybersecurity, operational risk management, business continuity, and governance into its enterprise risk management framework.

SMPL regularly conducts Vulnerability Assessment and Penetration Testing (VAPT), Information Systems Audits, application security assessments, secure configuration reviews, and compliance assessments to identify vulnerabilities and strengthen security controls. Role-based access controls, periodic access reviews, audit logging, and continuous monitoring further protect critical systems from unauthorised access.

To build a strong security culture, the institution conducts regular employee awareness programmes on phishing, ransomware, malware, password security, social engineering, multi-factor authentication, cyber incident reporting, fraud prevention, and secure information handling.

Operational risks are managed through systematic risk assessments, standard operating procedures, maker-checker controls, segregation of duties, exception monitoring, and management oversight. Vendor and third-party risks are addressed through due diligence, contractual safeguards, periodic reviews, and performance monitoring.

SMPL has also strengthened its operational resilience through Business Continuity Planning (BCP), Disaster Recovery (DR) arrangements, secure data backups, and regular resilience testing. These measures enable uninterrupted customer service during disruptions while supporting regulatory compliance.

The institution's governance framework is reinforced through Board oversight, internal policies, independent audits, compliance reviews, and structured reporting mechanisms that promote transparency, accountability, and continuous improvement.

Key Outcomes

- Enhanced protection of customer information and critical business systems.
- Stronger cybersecurity through regular security assessments and employee awareness.
- Improved operational resilience through Business Continuity and Disaster Recovery planning.
- Strengthened governance, internal controls, and regulatory compliance.

- Better preparedness to detect, respond to, and recover from cyber and operational incidents.
- Increased stakeholder confidence and long-term institutional sustainability.

SMPL has demonstrated that embedding cybersecurity, operational resilience, governance, and enterprise risk management into day-to-day operations creates a secure, resilient, and future-ready microfinance institution while strengthening customer trust and supporting sustainable financial inclusion.

Courtesy: SAVE Microfinance Pvt. Ltd. (SMPL)

3.A.9 Pricing of Credit

The cost structure indicates a clear scale advantage among larger institutions. The average Cost of Funds declined across all institution-size categories except Small, while average operating cost decreased more significantly, from 11.87% for Nano institutions to 7.57% for Very Large institutions. This cost advantage is also reflected in the average interest rate, which declined from 26.38% for Nano MLIs to 23.66% for Very Large institutions, with the overall average at 23.79%. There are two NBFC-MFIs that charge a weighted average interest rate of less than 20% to their microfinance borrowers.

In addition to Operating Cost and Cost of Funds, NBFC-MFIs incur Credit Loss/Provisioning Costs, Technology and Digital Costs, Fraud and Operational Risk Losses, Collection and Recovery Costs, and other associated expenses. After accounting for these costs, the residual margin from interest income remains relatively thin.

Figure 3 A.3: Cost of Funds, Operating Cost and Interest Rate (Based on weighted average values)

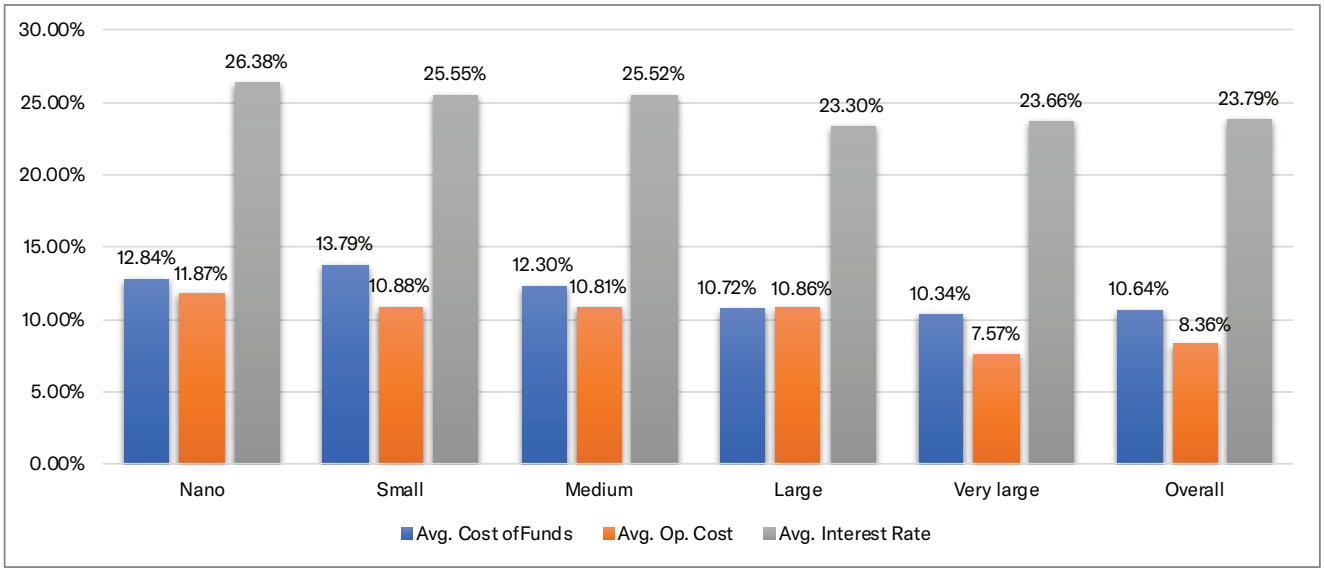

Note: Beyond Operating Cost and Cost of Funds, NBFC-MFIs incur credit loss, technology, fraud, collection and other costs. After accounting for these expenses, the residual margin from interest income remains relatively thin.

Table 3.A.13: Number of NBFC-MFIs under various ranges of weighted average interest rate charged to Microfinance Borrowers

Interest rate range	Number of NBFC-MFIs
Less than 20%	4
20%-24%	20
25%-26%	27
27%-28%	18
Above 28%	6

3.A.10 Funding

The funding pattern indicates a strong shift toward private sector banks and other diversified financial sources as institution size increases. Overall funding was ₹1,05,208, with Private Sector Banks contributing the largest share (₹51,548), followed by Any Others (₹17,910) and Public Sector Banks (15,893). Very Large institutions accounted for the bulk of total funding (₹86,532; over 82%), with Private Sector Banks contributing ₹44,462 and Any Others ₹16,031, highlighting the greater access to diversified and larger funding sources.

Figure 3 A.4: Source-wise Funds received (₹ in Cr) by different sizes of NBFC-MFIs in FY 2025-26

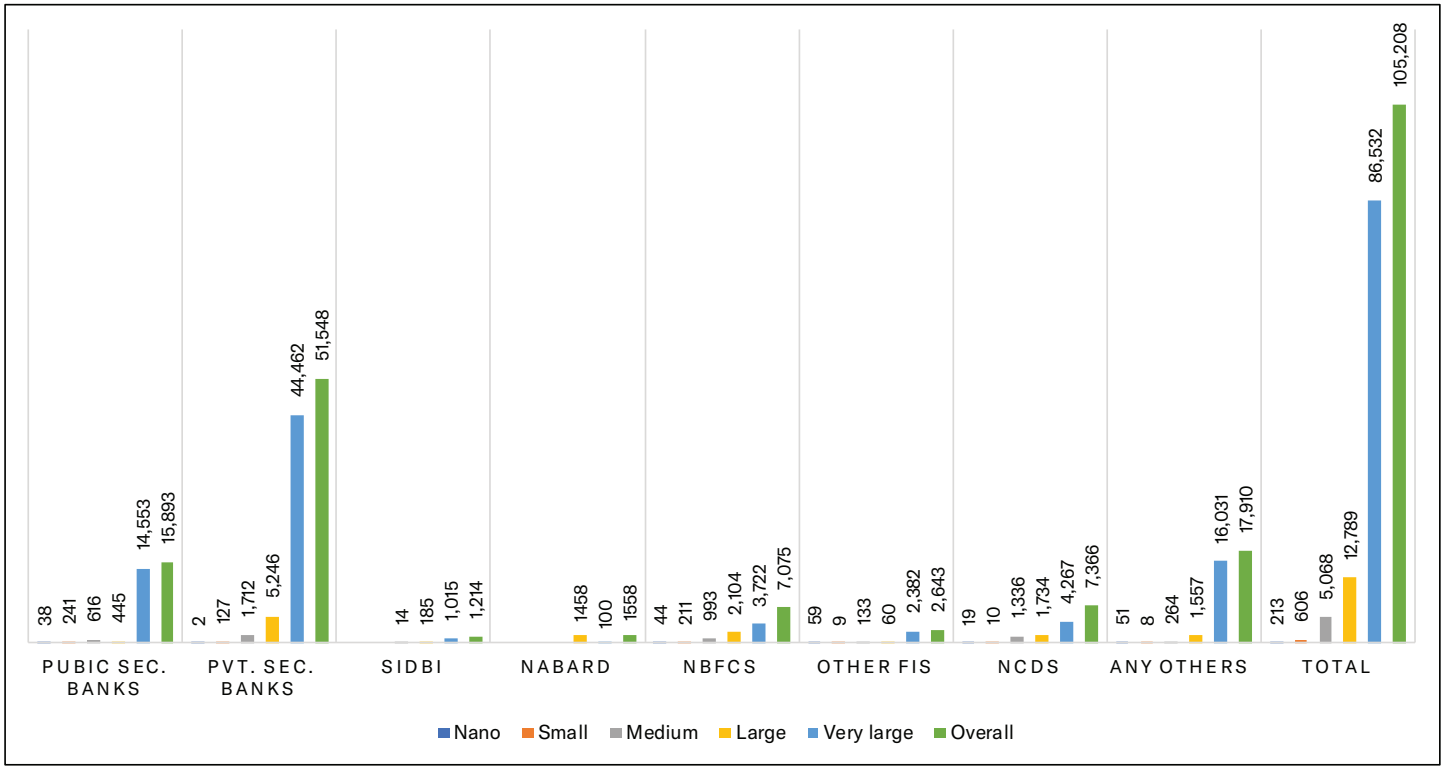

Box: 3A.2 SANKALP 3.0: Guardrails for Micro Lending Institutions (MLIs)

The microfinance sector went through some stressful times in the last few months. Sensing the stress in the microfinance sector, Sa-Dhan convened a meeting of CEOs of MFIs and other institutions on 10th April 2026 in Mumbai, wherein it was decided to continue with the SANKALP 2.0 guardrails for another year.

Three key issues to be addressed through guardrails are:

- **Pricing:** Transparent and fair pricing of loans
- **Over-indebtedness:** Control Over-lending and overexposure.
- **Discipline:** Adherence to the Code of Conduct and Responsible lending practices.

The new set of guardrails in the form of SANKALPS (combining both the Sankalps) is as under:

Over Indebtedness

Guardrail 1: The number of lenders for microfinance loans shall not exceed 3 (THREE), from all types of lenders.

Guardrail 2: While considering a fresh loan, the combined exposure of a household in microfinance and unsecured retail loans shall not exceed ₹2,00,000, subject to RBI-prescribed repayment obligation cap of 50% of the household's monthly income.

Guardrail 3: No fresh loan to the same borrower whose existing loan is still continuing as outstanding, before 12 months of disbursement or has not completed 50% repayment

Guardrail 4: Every microfinance loan should mandatorily do a comprehensive credit bureau check at the household level.

Pricing of Loans

Guardrail 5: Lending Institutions should follow transparent practices in deciding the pricing of loans. Components of the rate of interest (Cost of Funds, Opex Cost, Risk Margin and Margin) should be well defined and in compliance with guidelines issued from time to time. The Rate of Interest should be justifiable and approved by the Board of lending institutions.

Guardrail 6: Processing fee to be capped at 1.5% (excluding applicable taxes)

Code of Conduct and Discipline

Guardrail 7: No loan to be given to clients who is in default of any loan amount, and such due shall not exceed ₹3,000 and remain unpaid for more than 60 days (60+ dpd). Efforts should be made to bring down the norm of the delinquency level to 30+ dpd, to improve the hygiene of loan assets.

Guardrail 8: The MFIs should move towards making PAN Card as the first ID for KYC and Credit bureau reporting. An aspirational level of 30% coverage through PAN may be attempted within a year time.

Guardrail 9: The end use of loans to be verified to ensure proper utilization of loans.

Guardrail 10: Do a mandatory employee bureau check before hiring. Any staff hired from the microfinance industry should only be given three months' time to produce a relieving letter. The lending institutions should also not withhold the relieving letter of any staff member without a justifiable reason.

Conclusion

NBFC-MFIs have emerged as a critical pillar in expanding financial inclusion, particularly for rural and women borrowers. Their outreach has expanded with increased geographical coverage, expanded branch networks, and significant client growth. However, FY2025-26 highlighted stress in portfolio quality, with rising PAR levels and substantial write-offs, reflecting heightened credit risk. Despite strong disbursement volumes and increasing asset size, sustainability remains challenged by high operating costs, staff attrition, and pricing pressures. In the future, balancing growth with prudent risk management and ensuring affordable credit will be vital for strengthening resilience and maintaining their role in inclusive financial development.

Overall, NBFC-MFIs continued to demonstrate strong scale and outreach, with Very Large institutions accounting for the majority of portfolio, clients, staff and disbursements. The sector maintained a largely stable branch network and expanded into new states. Larger institutions benefited from lower funding and operating costs, supporting relatively lower interest rates and highlighting the benefits of scale and operational efficiency.

Chapter 4: Section I

Operational Eminence of Micro Lending Institutions

4.1 Productivity of Workforce:

4.1.1 Workforce in MLIs

In line with the sector's guided deceleration, we observed a contraction in the workforce, from 3.05 lakh in FY2024-25 to 2.86 lakh in FY2025-26. The new recruitment eased, from 2.06 lakh new hires to 1.53 lakh. This aligns with the sector's overall deceleration, with the portfolio level declining by 11%.

Although the staff numbers have reduced, the borrowers per staff member held almost steady at 195, essentially unchanged from last year, showing that overall service capacity per employee has been preserved even as the workforce itself got leaner.

A smaller, more deliberately built workforce, hired more selectively, with ABS holding firm, suggests MLIs are prioritising the right people over sheer headcount, which typically follows periods of rapid growth. Digitisation, along with AI-enabled tools, has already begun reshaping employees' workflows. The flat ABS trend is consistent with technology helping hold the line on overall productivity even as workforce count fell.

Staff strength stood at 2.86 lakh in 2026, down about 6% from the peak of 3.05 lakh in 2025. This moderation likely reflects workforce rationalisation and operational consolidation following the rapid expansion seen in 2024–25. Slower portfolio growth, tighter underwriting and responsible lending practices, and greater adoption of digital processes and technology-enabled collections and customer servicing may have reduced the need for additional field-level manpower. The moderation also coincides with easing input costs for lenders; inflation has stayed comfortably within the RBI's target range through FY2025-26, allowing institutions to prioritise balance-sheet repair and workforce efficiency over aggressive branch and headcount expansion. Despite the decline, the workforce remains significantly higher than in earlier years, indicating continued operational capacity across the sector.

Figure 4.1.1: Number of MLI staff – Yearly trend and MLI-category-wise Break-up of current year

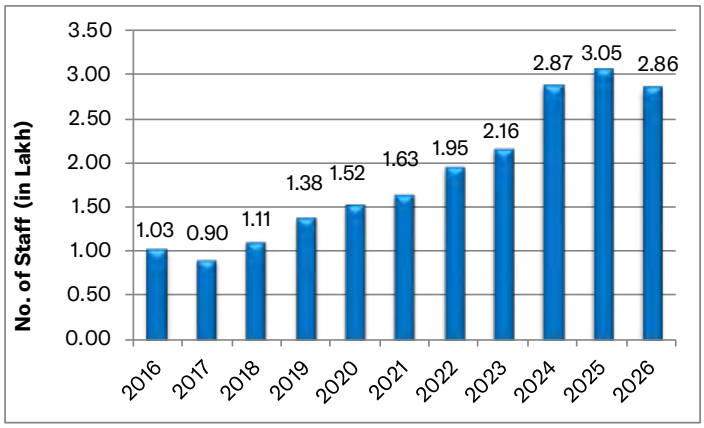

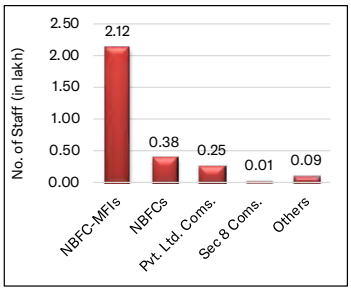

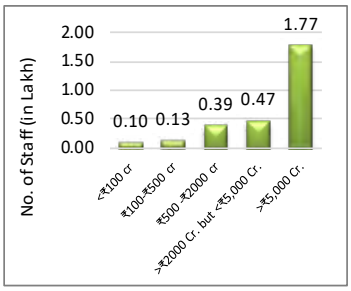

Among MLIs, in 2026, staff strength is predominantly concentrated among NBFC-MFIs, which account for 2.12 lakh staff, far exceeding NBFCs (0.38 lakh), private limited companies (0.25 lakh), and other lender categories. Within NBFC-MFIs, larger institutions employ a much larger share of the workforce: institutions with a ₹2,000–5,000 crore portfolio account for 0.47 lakh staff, followed by those with ₹500–2,000 crore at 0.39 lakh. Smaller institutions employ fewer staff, suggesting that workforce size closely aligns with institutional scale and portfolio size. At the macro level, this concentration of employment within NBFC-MFIs and larger institutions mirrors the wider formalisation of India's financial system[1]. While larger lenders benefit from economies of scale and can support more structured employment, this also underscores the need to ensure that smaller MFIs remain financially sustainable and operationally viable, particularly as the sector focuses on cost efficiency and digital transformation. Overall, a large and skilled workforce continues to underpin financial inclusion, employment generation, and last-mile delivery of financial services, particularly in rural and underserved markets that remain outside the reach of mainstream banking.

As the sector evolves toward more responsible and efficient lending, changes in workforce size and composition offer important insights into microfinance institutions' operational priorities — and, by extension, into the health of last-mile credit delivery across the wider economy. The following analysis examines the overall staff strength, distribution across lender categories and institution sizes, and the changing composition of frontline and support staff in 2026.

Figure 4.1.2: Distribution of staff in the last two years

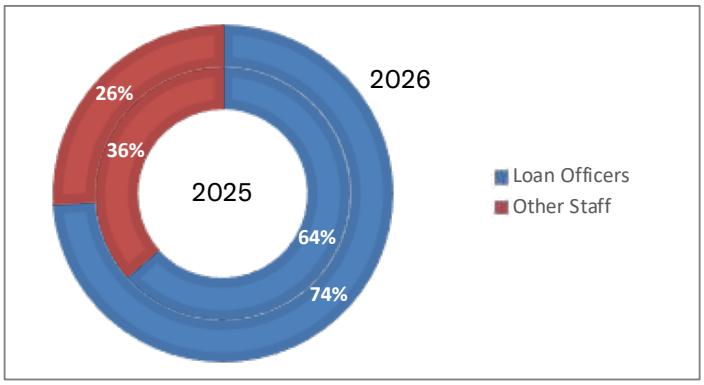

[1] Based on the self-reported data of MLIs.

The workforce composition shows a clear shift towards Loan Officers (field officers), whose share increased from 64% in 2025 to 74% in 2026, while the share of other staff declined from 36% to 26%. This points to a more efficient utilization of manpower with focus on field-level lending and customer-facing operations, consistent with the sector's growing emphasis on credit monitoring, collections, borrower engagement and responsible lending. The shift also indicates a rationalisation of support functions and greater operational efficiency through technology and digitalisation — institutions are visibly prioritising frontline roles that directly support portfolio management and customer outreach over back-office headcount, a pattern that aligns with the Usage-led rise in the RBI's national Financial Inclusion Index this year.

Women's participation in the microfinance workforce is an important indicator of the sector's contribution to inclusive employment and gender diversity. Given the sector's strong focus on women borrowers and community-level engagement, women's presence in the workforce is particularly relevant — and worth reading against the national trend, where female labour force participation has been rising steadily. The following analysis examines the trend in women's employment and their share of total staff strength over the years, with a focus on developments in 2026.

Table 4.1.1: Year-wise staff strength in MLIs and share of women staff

Year	Total Staff (in lakh)	Women Staff (in lakh)	% of Women Staff to Total Staff
2016	1.03	0.16	15%
2017	0.90	0.11	12%
2018	1.11	0.13	12%
2019	1.38	0.16	12%
2020	1.52	0.17	11%
2021	1.63	0.17	10%
2022	1.95	0.25	13%
2023	2.16	0.26	12%
2024	2.87	0.31	11%
2025	3.05	0.31	10%
2026	2.86	0.31	11%

The data indicate that women's participation in the microfinance workforce has remained relatively stable in absolute terms but has declined as a share of total employment over the longer term. Women staff increased from 0.16 lakh in 2016 to 0.31 lakh in 2026, while their share of total staff declined from 15% in 2016 to 11% in 2026, reaching a low in the share of 10% in 2025. In 2026, despite an overall reduction in staff strength from 3.05 lakh to 2.86 lakh, the number of women staff remained unchanged at 0.31 lakh, lifting their share back up to 11%. This suggests that women's attrition has been relatively low and their recruitment has also been stagnant. In other words, for the last 3 years, the number has been almost stable at 0.31 lakh, indicating there has not been much expansion in their strength in microfinance. This is in contrast with the MoSPI's Periodic Labour Force Survey, which shows the rural female labour force participation rate stood at 45.9% in 2025. For a sector whose entire lending model is built around women borrowers, expanding women's presence in frontline and managerial roles would not only align the workforce more closely with the client base but also provide better business sense to micro lenders.

Staff recruitment in the microfinance sector has shown a strong overall upward trend over the past decade, although with periodic fluctuations that broadly track the sector's own credit cycle. Recruitment increased from just 0.15 lakh in 2013 to 0.40 lakh in 2016, before rising significantly to 0.61 lakh in 2018. After a temporary moderation in 2019, recruitment reached 0.87 lakh in 2020, then fell to 0.55 lakh in 2021, largely reflecting pandemic-related operational and business disruptions. Recruitment subsequently recovered strongly, increasing from 0.97 lakh in 2022 to 1.24 lakh in 2023, and accelerated further to 1.69 lakh in 2024 and 2.06 lakh in 2025.

The sharp increase between 2023 and 2025 is consistent with the sector's expansion in portfolio, customer outreach and operational footprint, alongside greater staffing requirements for field operations, collections, credit assessment, customer servicing and compliance. This period also coincided with a strong national growth cycle — real GDP grew 6.5% in FY2024-25 — which supported buoyant credit demand and gave MLIs the confidence to scale up staffing well ahead of the eventual correction. Strong recruitment during this period may also reflect institutions rebuilding and strengthening their workforce following pandemic-related disruptions.

In 2026, recruitment moderated to 1.53 lakh, down by about 26% from the previous year's peak. This reduction appears consistent with the deceleration of business observed in 2026, driven by slower portfolio growth, tighter lending practices, branch and workforce rationalisation, and increased use of digital technologies in lending and collections.

Figure 4.1.3: New Staff Recruitment and their break-up based on Legal Form and Size

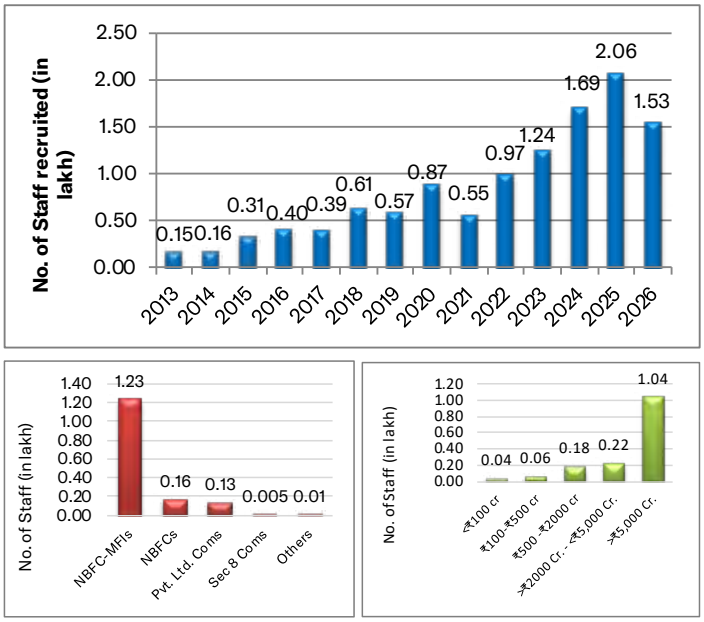

In FY2025-26, staff recruitment was heavily concentrated among NBFC-MFIs, which accounted for 1.23 lakh of the 1.53 lakh total recruits. Recruitment was particularly strong among larger institutions, with entities having portfolios above ₹5,000 crore accounting for 1.04 lakh recruits, substantially higher than smaller portfolio-size categories. This concentration reflects the greater scale of operations and workforce requirements of large NBFC-MFIs, and reinforces a broader pattern visible across the year: employment generation in the sector is increasingly a function of institutional scale rather than sector-wide growth, with smaller institutions contributing relatively modestly to overall employment generation during the year.

As seen in the previous years, in 2025–26 staff movement indicates considerable workforce churn across the microfinance sector, with 1.72 lakh staff exiting as against 1.53 lakh new recruits, resulting in a net decline of around 19,000 staff during the year. Attrition was particularly pronounced among NBFC-MFIs, which accounted for nearly 81% of total staff exits, while recruitment also remained concentrated in this segment. By business size, the largest institutions (portfolios above ₹5,000 crore) recorded the highest employee movement, with over 1.02 lakh exits and 1.04 lakh new recruits; recruitment marginally exceeded exits, however, resulting in a net addition of around 1,400 staff. In contrast, institutions in the ₹2,000–5,000 crore category saw a notable workforce reduction, as exits substantially exceeded new recruitment. Overall, the data suggest that 2025–26 was a year of workforce rationalisation and restructuring, with larger institutions largely maintaining their workforce through replacement hiring, while smaller and mid-sized institutions experienced greater net reductions — a bifurcation that echoes the broader consolidation pattern visible across India's NBFC space, where scale and access to capital have increasingly determined which institutions can absorb stress without shedding jobs.

Table 4.1.2: Staff Attrition across different categories during FY 2025-26

Categories of institutions based on legal status and size of business	No. of staff at the beginning of the year (i.e., April'25)	No. of staff who left/ dropped during the year.	No. of new Staff recruited during the year	No. of staff at the end of the year (i.e. March 26)
Staff Attrition across Legal Form of MLIs				
NBFC-MFIs	2,28,679	139179	122693	2,12,193
NBFCs	37,655	15661	16216	38,210
Pvt. Ltd. Coms	27,550	15426	12849	24,973
Sec. 8 Coms	1,300	630	480	1,150
Other NGO-MFIs	9,815	922	556	9,449
Total	**3,04,999**	**1,71,818**	**1,52,794**	**2,85,975**
Staff Attrition across Size of MLIs				
<₹100 Cr.	13,595	7,000	3,644	10,239
₹100 Cr.- ₹500 Cr.	13,723	6,666	5,634	12,691
₹500 Cr. – ₹2000 Cr.	42,350	21,342	17,833	38,841
>₹2000 Cr. - <₹5,000 Cr.	59,481	34,601	22,087	46,967
>₹5,000 Cr.	1,75,850	1,02,209	1,03,596	1,77,237
Total	**3,04,999**	**1,71,818**	**1,52,794**	**2,85,975**

4.1.2 Staff Productivity

Staff productivity remains an important measure of the operational efficiency, cost-effectiveness and service delivery capacity of microfinance institutions. Given the sector's field-intensive operating model, institutions must effectively manage their workforce while maintaining meaningful engagement with borrowers to support both portfolio quality and institutional sustainability. Productivity is particularly relevant in the current environment, where lenders are increasingly balancing responsible lending, tighter credit assessment, portfolio monitoring and cost optimisation with the need to maintain last-mile outreach. It is also a useful lens on the sector's contribution to national financial inclusion goals: the RBI's Financial Inclusion Index rose to 70.0 in March 2026, with the Usage sub-index driving most of the gain, and how efficiently MLI staff can serve borrowers has a direct bearing on how quickly that usage gap continues to close.

The borrower-to-staff and borrower-to-credit officer ratios provide useful indicators of how institutions deploy their workforce. A higher ratio may indicate greater workforce efficiency and economies of scale, but if it becomes excessive, it can place pressure on credit assessment, borrower interaction, collection practices and customer service. Conversely, a lower ratio may imply greater staff intensity and closer borrower engagement, although it may also raise operating costs. Striking an appropriate balance between productivity and service quality is therefore essential — and carries implications well beyond any single institution's cost structure, since it shapes the quality and depth of financial inclusion for millions of low-income borrowers.

For client-to-staff ratios, 32% of institutions report fewer than 100 clients per staff member, while the largest group, 45%, falls in the 100–200 client range. A further 15% have between 200 and 300 clients per staff member. In all, 92% of institutions have fewer than 300 clients per staff member, suggesting that most

institutions maintain a reasonably intensive staff structure for customer servicing, field operations,portfolio monitoring and collection efforts. Only a small proportion operate with higher workloads: 2% report 300–400 clients and 6% more than 400 clients per staff member. These higher ratios may reflect greater branch-level efficiency, larger operational scale, or increased use of digital and technology-enabled processes.

Figure 4.1.4 Distribution of MLIs based on clients served per Staff and Credit Officer

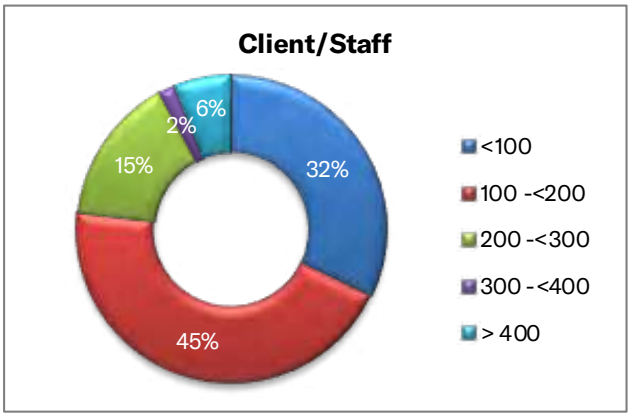

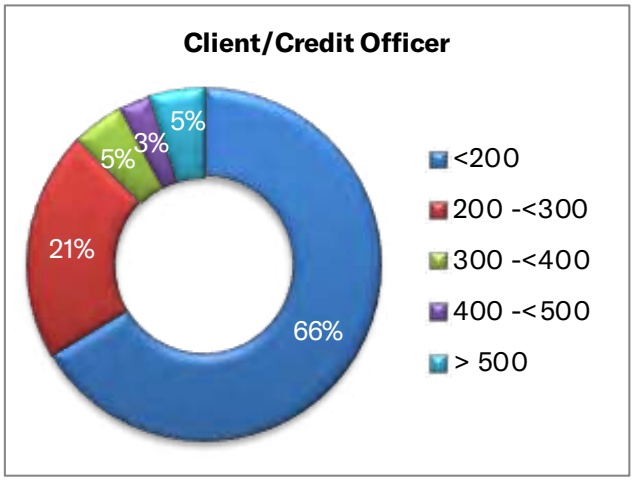

The borrower-to-credit officer ratio is comparatively higher, with 66% of institutions having fewer than 200 clients per credit officer and another 21% in the 200–300 range. As a result, 87% of institutions have fewer than 300 clients per credit officer. However, 5% report 300–400 clients, 3% between 400 and 500, and 5% more than 500 clients per credit officer. This suggests that while frontline credit functions remain relatively well staffed across most institutions, a small segment is operating with significantly higher workloads that merit closer monitoring for borrower protection.

Overall, the ratios indicate a predominantly field-intensive operating model, with institutions maintaining substantial staff engagement relative to their client base. At the same time, higher client loads at some institutions point to operational efficiencies and increasing digitalisation, particularly among larger institutions. Maintaining an appropriate balance will remain important as lenders seek to improve productivity while ensuring quality customer engagement, responsible lending, effective collections and borrower protection.

Figure 4.1.5: Trends of ABCO Across MLIs and break-up of 2026 in terms of Legal Form and Size

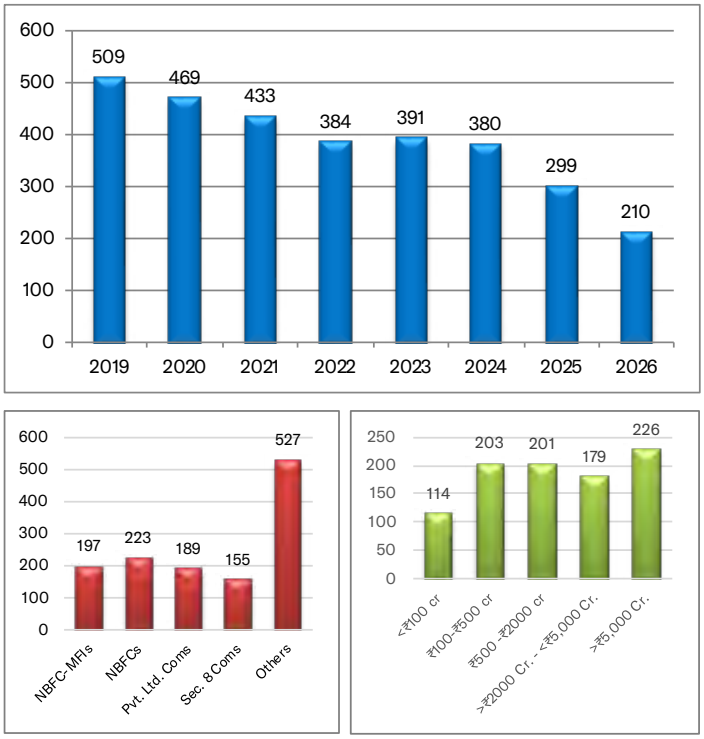

The chart shows a clear and sustained shift in staff productivity, measured by the number of clients served per credit officer, over 2019–2026. The ratio declined from 509 clients per credit officer in 2019 to 384 in 2022, before a brief uptick to 391 in 2023. It then fell further to 380 in 2024, 299 in 2025 and 210 in 2026. The steepest decline came in the last two years, with the ratio falling by nearly 21% in 2025 and 30% in 2026, leaving the 2026 level at less than half of the 2019 figure. This can be also attributed to weakening of group concept with more and more individualized lending happening in microfinance sector.

Figure 4.1.6: Trends of ABS Across MLIs and break-up of 2026 in terms of Legal Form and Size

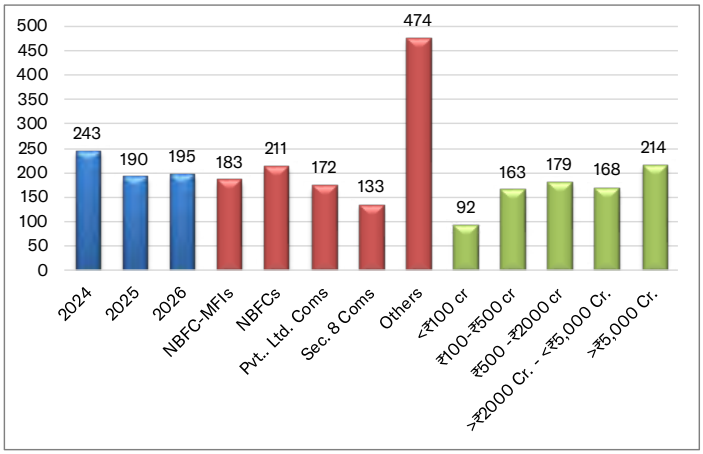

This trend suggests institutions are deploying more staff per client than at any point in the last several years — a pattern consistent with greater emphasis on responsible lending, closer borrower engagement, credit assessment, collections and portfolio monitoring.

4.1.3 Distribution of MLIs Based on Loan Portfolio per Credit Officer

The distribution of institutions by portfolio size points to a diverse institutional landscape, with organisations spread across markedly different scales of operation. The largest proportion, 26%, falls within the ₹20–40 lakh portfolio category, followed by 20% in the ₹40–60 lakh category. A further 17% of institutions are in the ₹60–80 lakh range, while 12% have portfolios between ₹80–100 lakh. At the upper end, 9% of institutions have portfolios exceeding ₹100 lakh, indicating a sizeable group of relatively large institutions. At the lower end, 16% operate with portfolios below ₹20 lakh, highlighting the continued presence of smaller institutions in the sector.

Figure 4.1.7: Distribution of MLIs Based on Loan Portfolio per Credit Officer

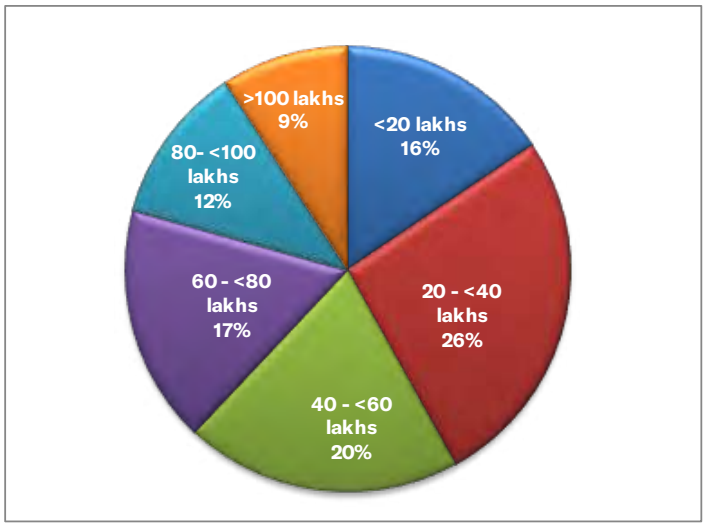

Conclusion

The analysis of the microfinance sector's institutional and workforce profile in 2026 highlights a sector undergoing significant consolidation, restructuring and operational transition. While overall staff strength moderated from the previous year's peak, the sector maintained a substantial workforce, underscoring the continuing importance of human resources in sustaining last-mile financial inclusion even as national credit and consumption indicators stayed resilient.

At the same time, high staff exits and moderated recruitment point to workforce rationalisation as institutions respond to slower portfolio growth, tighter lending practices and the need for greater operational efficiency. This rationalisation is occurring even as the broader interest-rate and inflation environment has turned more favourable. The changing workforce composition, particularly the higher share of loan officers, points to a continued focus on frontline credit delivery, portfolio monitoring, collections and borrower engagement. The declining client-to-staff ratio further indicates a shift towards a more staff-intensive operating model, potentially supporting stronger customer engagement and more responsible lending practices.

The data also highlight the continuing scope to strengthen women's participation in the workforce, particularly as the sector remains predominantly focused on women borrowers; at 11%, the sector's women-staff share sits well below the 45.9% rural female labour force participation rate recorded nationally in 2025, a gap that represents both an equity concern and an underused source of talent as the sector rebuilds its frontline capacity. Overall, the sector appears to be moving from a phase of rapid expansion towards more disciplined, productivity-conscious and technology-enabled growth — a shift that, if sustained, should leave MLIs better placed to participate in India's continuing credit and consumption upcycle without repeating the over-expansion of 2023–25. Institutions' ability to balance workforce efficiency with service quality, employee retention, borrower protection, gender diversity and sustainable outreach will remain central to the sector's evolution, and to its contribution to the country's wider financial inclusion and inclusive-growth agenda.

Chapter 4 Section II

Asset Quality in MLIs

After a workforce that contracted for the first time in over a decade, even as ABS held steady, suggesting the leaner staff base didn't come at the cost of coverage, asset quality tells a different recovery story. Portfolio At Risk beyond 30 days (PAR>30, including 180 +dpd) eased to 5.75% as on 31 March 2026 (in respect of the MLIs whose data was received) as against 7.52% at the end of FY2025-26. The improvement aligns with the trends documented in Chapter 4.I: a more field-heavy employee structure and stable borrowers-per-staff figures suggest collection discipline held up better than the workforce contraction alone might have indicated. For a sector that spent last year absorbing pressure from borrowers' over-indebtedness, a weakening Joint Liability Group model, and high staff attrition, a nearly two-percentage-point decline in PAR>30 is meaningful. This suggests some of that stress is being eased.

That recovery, however, has not been evenly shared. The sector's smallest institutions, those with portfolios under ₹100 crore, carried the highest PAR>30 of any size bucket at 12.22%, almost three times that of the 4.29% recorded by the largest MLIs (portfolio above ₹5,000 crore). The distribution of institutions tells the same story: even as the weighted sector average improved, the share of MLIs with PAR >30 dpd above 10% rose from 24% last year to 29% this year. In other words, the largest, best-capitalised players, who dominate the weighted average, pulled the number down, while a growing tail of smaller institutions remained. This bifurcation has a macro-financial dimension too: as the RBI has eased policy rates and system liquidity has improved[1], the benefit has flowed disproportionately to larger, better-rated NBFC-MFIs with market access, while smaller institutions, more dependent on costlier bank and NBFC on-lending, have seen relatively little relief in their cost of funds, compounding the stress already visible in their portfolios. The chapter that follows looks at both halves of that picture: what allowed the sector's core to stabilise, and why the improvement hasn't yet reached its most vulnerable edge.

Portfolio quality remains a key indicator of the microfinance sector's financial health, credit discipline, and sustainability. The Portfolio at Risk (PAR) above 30 days provides an important measure of emerging repayment stress by capturing the proportion of the outstanding portfolio with instalments overdue by more than 30 days. Tracking this indicator over time helps assess changes in borrower repayment behaviour, the effectiveness of collection and recovery mechanisms, and the sector's ability to manage credit risk. It also serves as an early gauge of household-level financial stress in the wider rural economy, since microfinance borrowers are disproportionately exposed to swings in agricultural incomes, informal-sector earnings and local economic shocks that broader national indicators can mask. The trend in PAR >30 days over 2020–2026 also captures the sector's recovery from pandemic-related disruptions and the subsequent emergence of new portfolio-quality pressures, including the industry-wide push for tighter household-indebtedness caps and fewer lenders per borrower that followed the 2024–25 stress cycle.

Figure 4.2.1: MLI Loan Portfolio at Risk (PAR)

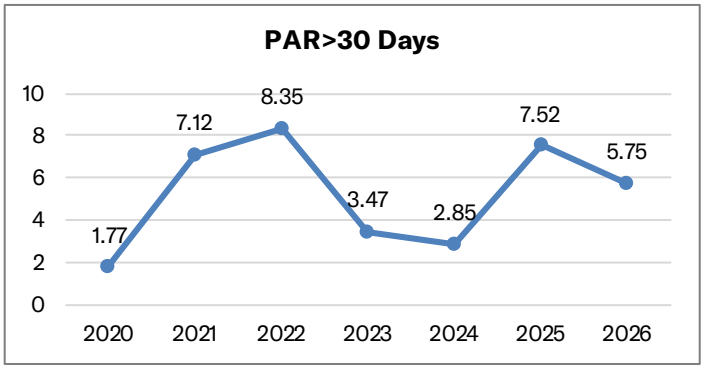

The PAR >30 days trend shows a marked deterioration during 2021–22, rising from 1.77% in 2020 to a peak of 8.35% in 2022, reflecting the lingering impact of pandemic-related disruptions on borrower repayment capacity and portfolio quality. Thereafter, portfolio quality improved substantially, with PAR >30 days declining to 3.47% in 2023 and 2.85% in 2024, indicating stronger collections and a recovery in borrower repayment behaviour, a period that coincided with strong national GDP growth of 8.2% in FY2023-24 and buoyant rural demand. A reversal occurred in 2025, when PAR >30 days rose to 7.52%, pointing to renewed portfolio stress that was driven more by sector-specific over-leveraging and JLG-model strain than by any broader economic slowdown; GDP growth remained strong at 6.5% through this period. In FY2025-26, the ratio moderated to 5.75%, an improvement of 177 basis points over 2025, although it remains well above the levels recorded in 2023–24. Overall, the trend suggests that while portfolio quality has improved from the recent deterioration, credit risk continues to be higher and requires closer attention to underwriting, borrower indebtedness, collection practices and early-warning monitoring.

The distribution of institutions by PAR levels provides a more granular view of portfolio quality and the concentration of credit risk across microfinance institutions. While aggregate PAR trends indicate the sector's overall health, the distribution across risk bands helps identify the share of institutions experiencing low, moderate, or relatively high repayment stress. This is particularly relevant for assessing the sector's resilience and the effectiveness of credit assessment, monitoring, and collection practices, and for anticipating which institutions have more credit exposure if rural income conditions were to soften.

[1] Reserve Bank of India, Monetary Policy Committee statements, December 2025 and February 2026 (repo rate held at 5.25% in February 2026 following a 25-bps cut in December 2025). See "India Holds Rates, Revises Up FY25/26 GDP Forecasts," Trading Economics, 6 February 2026. https://tradingeconomics.com/india/interest-rate/news/523674

Figure 4.2.2 Distribution of MLIs Based on PAR>30 dpd

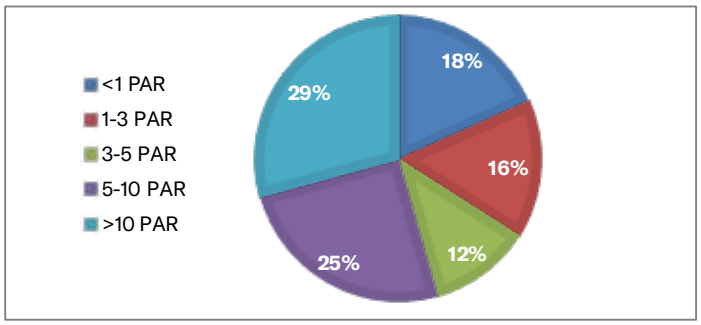

The distribution indicates a mixed portfolio-quality landscape. Around 18% of institutions have PAR > 30 dpd below 1%, suggesting very low levels of repayment stress. A further 16% fall in the 1–3% PAR range, while 12% report PAR between 3–5%. Together, 46% of institutions have PAR below 5%, indicating relatively healthy portfolio quality for nearly half of the institutions.

However, a significant proportion operates at higher levels of portfolio risk. 25% of institutions report PAR between 5–10%, while the largest single segment, 29%, has PAR above 10%. Thus, more than half of the institutions (54%) have PAR of 5% or higher, pointing to considerable variation in portfolio performance across the sector. But most of these institutions with higher PAR 30 are smaller and do not impact the overall average position.

The relatively high share of institutions with PAR above 10% warrants attention, particularly amid recent portfolio-quality pressures. Differences may stem from geographical concentration, borrower indebtedness, local economic conditions, collection challenges, and variations in underwriting and portfolio-management practices—factors that often trace back to state-level agricultural performance and rural wage trends rather than national aggregates, which can obscure meaningful regional divergence. Overall, while a sizeable segment maintains strong portfolio quality, the distribution highlights the need for continued early-warning systems, prudent credit assessment, borrower engagement and focused collection and recovery measures, alongside the sector's self-regulatory efforts to cap household-level indebtedness and lender concentration.

Figure 4.2.3: Portfolio quality at various overdue buckets based on weighted average values

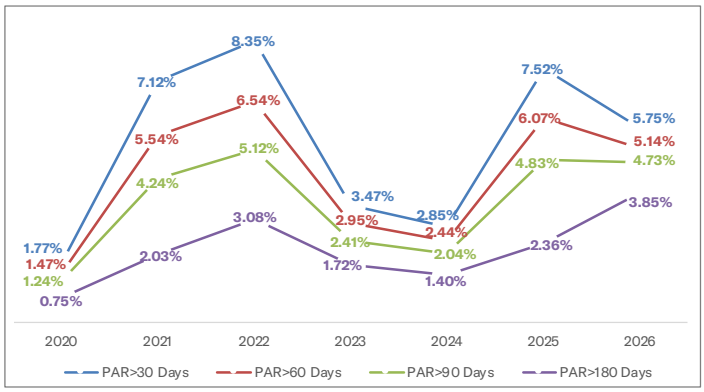

The trend in portfolio-at-risk across different delinquency buckets indicates that portfolio quality improved significantly during 2023–24 but came under renewed pressure in 2025, followed by a mixed recovery in 2026. PAR >30 days declined sharply from 8.35% in 2022 to 2.85% in 2024, with similar improvements across the >60, >90, and >180-day buckets. This improvement reflected stronger collections, a recovery in borrower cash flows, and tighter credit and portfolio-management practices, aided by a supportive economic backdrop through that period.

In FY2024-25, however, portfolio stress increased substantially, with PAR >30 days rising to 7.52%. In comparison, PAR >60 and PAR >90 days increased to 6.07% and 4.83%, respectively, a deterioration that occurred despite continued strength in the wider economy, underscoring its sector-specific origins. In FY2025-26, overall PAR >30 days improved to 5.75%, down 177 basis points from 2025. PAR >60 days also improved to 5.14%, while PAR >90 days marginally improved to 4.73%. These movements suggest some recovery in early-stage delinquency and collection performance.

However, the >180-day bucket tells a different story. PAR >180 days increased from 2.36% in 2025 to 3.85% in 2026, its highest level in the period shown. This indicates that while newer delinquencies appear to have moderated, a good portion of the stressed portfolio is ageing into deeper delinquency buckets — a pattern familiar from bank and NBFC non-performing-asset cycles more broadly, where early-stage stress typically resolves faster than legacy stress, which tends to linger even as headline ratios improve. The widening gap between PAR >30 and PAR >180 therefore warrants close monitoring, as it may indicate challenges in converting overdue accounts into successful recoveries, particularly for borrowers whose repayment capacity has not kept pace with the broader recovery in rural economic activity.

Overall, the FY2025-26 data suggest partial improvement in headline portfolio quality but continued underlying stress in the older delinquent portfolio. This highlights the importance of differentiated collection strategies, early intervention, borrower-level credit assessment and focused recovery of aged portfolios, especially for borrower segments whose incomes have not kept pace with the broader economic recovery.

Figure 4.2.4: Size-wise Portfolio quality (based on all overdue, including overdue above 179 days)[2] - Weighted average value

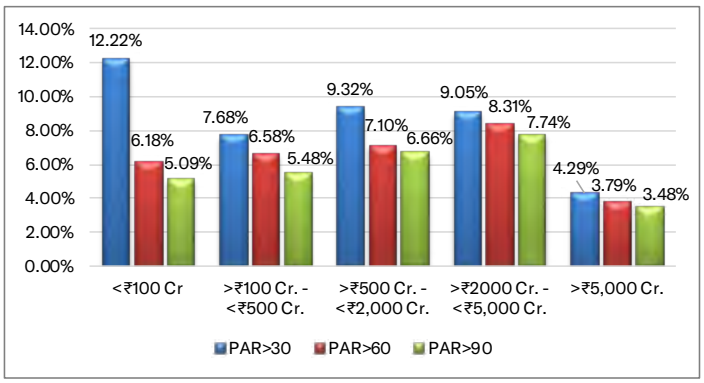

[2] It needs to be noted that the overdue amount, which is above 180 days, excludes the technical write-off amount; therefore, it may look lower than the data mentioned in Chapter 2.

Portfolio quality by institution size shows clear variation in repayment stress across portfolio segments. Smaller institutions with portfolios below ₹100 crore record the highest PAR levels, with PAR >30, >60 and >90 days at 12.22%, 6.18% and 5.09%, respectively. Portfolio quality improves among institutions in the ₹100–500 crore category, although PAR >30 days remains elevated at 7.68%. The ₹500–2,000 crore segment records PAR >30 of 9.32%, while the ₹2,000–5,000 crore category shows similarly high stress at 9.05%, with PAR >60 and >90 days at 8.31% and 7.74%, respectively — a reminder that stress in this cycle has not been confined to the smallest players, but has cut across the mid-market as well.

In contrast, institutions with portfolios above ₹5,000 crore show substantially stronger portfolio quality, with PAR >30, >60, and >90 days at only 4.29%, 3.79%, and 3.48%, respectively. This suggests that larger institutions may benefit from greater diversification, stronger credit and risk-management systems, better access to technology and data, and greater institutional capacity for monitoring and collections. They are also better placed to benefit from the current monetary easing cycle: with the RBI having cut rates and system liquidity improving through late 2025 and early 2026, larger, higher-rated NBFC-MFIs have generally seen faster and fuller pass-through to their cost of funds than smaller entities, widening an already meaningful competitive gap. The relatively higher delinquency levels among smaller and mid-sized institutions may reflect these higher operating and funding costs, concentrated geographic exposure, limited risk-management capacity and greater vulnerability to localised economic or repayment shocks. Overall, the data underline the importance of strengthening credit assessment, early-warning mechanisms and recovery capabilities, particularly among smaller institutions, as well as the case for differentiated funding support so that scale alone does not become the main determinant of survival.

Conclusion

The analysis of portfolio quality highlights a mixed but gradually stabilising credit environment for the microfinance sector in FY2025-26, set against a national economy that continued to expand at a healthy pace — India's real GDP grew by an estimated 7.4% in FY2025-26. After the significant improvement witnessed during 2023–24, portfolio stress increased sharply in FY2024-25, while FY2025-26 has seen a moderation in early-stage delinquency, with PAR >30 and PAR >60 days improving from the previous year. However, the continued increase in the PAR >180-day bucket indicates that a portion of stressed accounts is ageing and remains a concern for recoveries and portfolio health, even as the broader economy and a reasonable kharif harvest provided a supportive, if not especially generous, backdrop for borrower incomes.

Portfolio quality also varies considerably by institutional size. Larger institutions, particularly those with portfolios above ₹5,000 crore, report substantially lower delinquency levels, while smaller institutions show comparatively higher PAR across the major delinquency buckets. This suggests that scale, portfolio diversification, stronger risk-management systems, technology adoption and greater collection capacity can contribute to better portfolio resilience — advantages reinforced by easier access to the benefits of the RBI's softer rate cycle. At the same time, smaller institutions may remain more vulnerable to geographic concentration, localised shocks, higher funding costs and resource constraints, underscoring why scale alone should not be allowed to become the deciding factor in which institutions survive this consolidation.

Overall, the 2026 trends suggest that the sector is moving towards greater credit discipline and more measured growth, but portfolio stress remains uneven, and the improvement so far owes as much to a benign macro environment, solid GDP growth, a reasonable harvest, and a softening interest-rate cycle, as it does to structural fixes within the sector itself. Sustained attention to household-level credit assessment, borrower indebtedness, early-warning systems, responsible collections and resolution of aged overdue accounts will be important to ensure that the recent improvement translates into durable portfolio quality and sustainable growth, particularly if farm-gate incomes remain soft or the favourable funding environment does not extend evenly to smaller and mid-sized institutions.

Chapter 4 Section III

Income and Expenditure Analysis

The income and expenditure analysis of the microfinance sector for FY 2026 indicates a decline compared to previous years, against the backdrop of a recalibration driven by prolonged stress in the sector. As reported in Chapter 2, the microfinance industry recorded an 11% year-on-year fall in total loan outstanding, mostly due to banks and SFBs taking a very cautious approach and running down the portfolio. NBFC-MFIs, which account for the bulk of Sa-Dhan's membership, were nearly flat, with a slight degrowth of -1%.

Asset quality improved significantly over the same period: sector-wide PAR 30-179 DPD fell from 6.63% to 2.34%, and MLI-level PAR>30 eased from 7.52% to 5.75%, though the improvement was concentrated more at the larger end of the sector than the smaller. Against this improving but uneven picture, operating costs rose sharply to 8.47% in FY2025-26 from 7.09% the year before, even as total income held essentially flat at ₹36,191 crore. This is notable because it did not happen against an inflationary backdrop (the RBI projected FY2025-26 retail inflation at just 2.1%[1], comfortably within its tolerance band for most of the year), which means the sector's rising cost ratio is being driven by its own operating choices rather than by broader price pressure in the economy. A workforce that contracted 13% did not translate into a lighter wage bill either: personnel expenses climbed from 21.6% to 26.5% of total costs, suggesting the sector is paying more per employee even as it employs fewer.

Three threads run through this year's cost structure. First, the sector lent differently: loan accounts fell 21% even as average ticket size rose 17% to ₹59,473, pointing to fewer but larger and more carefully underwritten loans, a shift that typically raises per-loan servicing and compliance costs even as it improves portfolio quality. It is also a meaningfully larger loan relative to the rural income borrowers draw on, at a time when farm-gate price growth has been unusually soft, which makes careful underwriting at this ticket size more important than ever. Second, the cost of stabilisation itself shows up directly: intensified collections on a still-recovering book, retention spending in a year of continued high attrition, and ongoing investment in digital and AI-enabled tools all tend to raise costs before their benefits are fully realised. Third, financial expenses tell a more encouraging story than operating costs: the finance cost ratio eased to 10.9% from 11.5% on a consistent weighted-average basis, a moderation that lines up with the RBI's own easing cycle through late 2025 and early 2026, suggesting the sector's cost of borrowed funds genuinely improved even as operating and personnel costs rose. The one figure worth reading with some caution is the size-wise breakdown of operating cost, where last year's ">₹2,000 crore" bucket was split into two narrower categories this year, making a direct year-on-year comparison at that level less than exact. Taken together, the numbers describe a sector absorbing the near-term operating cost of a broader correction, pulling back from higher-risk lending, tightening underwriting, and holding onto scarcer staff, even as its cost of funds moved in the right direction on the back of a friendlier monetary policy backdrop.

4.3.1 Expenditure Analysis

Operating costs are a key determinant of the efficiency, competitiveness and financial sustainability of microfinance institutions. Given the sector's field-intensive operating model, institutions incur high costs in mobilising funds, maintaining a workforce, managing branches and delivering services to borrowers, particularly across rural and underserved markets. The composition of operating expenses therefore provides useful insight into the major cost drivers and the efficiency of institutional operations. In an environment characterised by slower portfolio growth, greater emphasis on responsible lending, and increasing adoption of digital technologies, effective cost management has become more important. At the same time, cost optimisation must be balanced with adequate investment in human resources, technology, risk management, customer service, and borrower protection — all of which ultimately determine how affordably and sustainably the sector can keep extending credit to borrowers who remain outside the reach of mainstream banking. The following analysis examines the distribution of major expense categories and highlights the relative contribution of financial, personnel, administrative, and other expenses to the sector's overall cost structure.

Figure 4.3.1: Breakdown of expenses under various categories by MLIs[2]

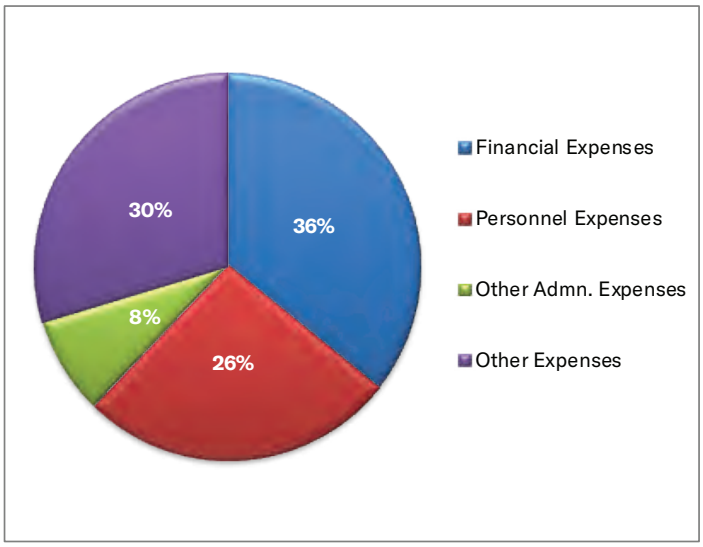

[1] https://www.mospi.gov.in/uploads/latestReleases/latest_release_1767781372753_1380ce82-f5a5-440d-99e6-e6b35af0deb5_GDP_Press_Note_on_FAE_2025-26.pdf ; https://ddnews.gov.in/en/rbi-projects-inflation-at-2-1-in-fy26-revises-fy27-growth-outlook-upward/

[2] Personnel Expenses include salary & wages, including incentive expenses; Other Admin Expenses include expenses incurred on travel, admin, training, and depreciation; Other Expenses include Loan Loss Provision expenses and any other expenses.

The cost structure of microfinance institutions indicates a significant allocation towards financial and operational expenses, reflecting the cost-intensive nature of delivering financial services to underserved and geographically dispersed borrowers. Financial expenses account for the largest share at 36%, followed by other expenses at 30% and personnel expenses at 26%. The remaining 8% is attributable to other admin expenses. Together, financial and other expenses constitute 68%. Here it may be noted that a significant share of the other expenses includes Loan Loss Provision Expenses. Personnel expenses, at over one-fourth of total costs, also underline the continued importance of a field-oriented workforce for customer engagement, credit assessment and portfolio management. The relatively small share of other expenses suggests that the major cost drivers remain the cost of funds, employee-related expenditure and core administrative operations. In the current environment of slower portfolio growth and greater emphasis on efficiency, managing these costs while maintaining service quality and responsible lending practices will be important for the sector's long-term sustainability.

The higher share of administrative cost is not a very encouraging aspect. The MLIs need to work on this through efficiency in operation, by adopting technology etc and there should be an effort to bring it down so that the ultimate cost will be reduced and the borrowers can be benefitted to that extent.

Figure 4.3.2: Break up of expenses by MLIs based on legal form and portfolio size

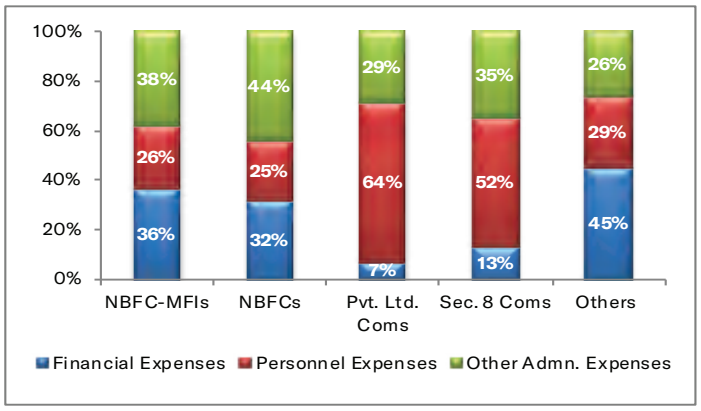

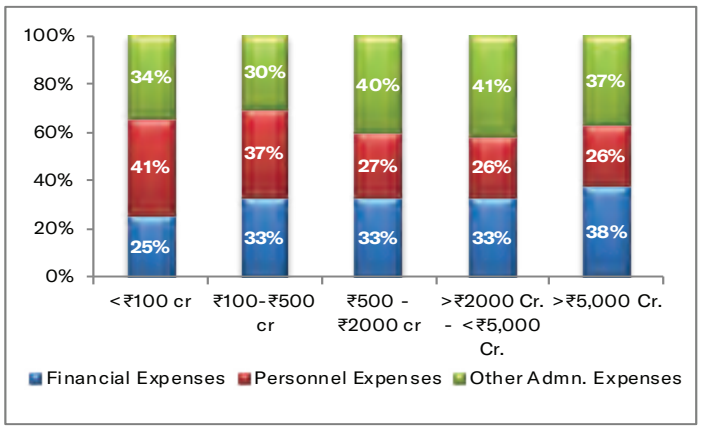

The cost structure varies considerably across legal forms and institutional size, reflecting differences in business models, scale and operating intensity. Among legal forms, NBFC-MFIs have a relatively balanced cost structure, with financial expenses accounting for 36%, personnel expenses 26% and other administrative expenses 38%. NBFCs show a similar pattern, although administrative expenses are higher at 44%. In contrast, Private Limited Companies have a markedly higher share of personnel expenses at 64%, while financial expenses account for only 7% because their financial cost is only for funds needed to meet working capital. Sec. 8 companies also have a relatively high personnel cost share of 52%.

Across institution sizes, the cost structure appears more consistent. Smaller institutions with portfolios below ₹100 crore have the highest personnel expense share at 41%, compared with 25% for financial expenses and 34% for administration. As institutional size increases, the personnel cost component declines, reaching 26% among institutions in the ₹2,000–5,000 crore range, while administrative expenses rise to 41%. Financial expenses remain relatively unchanged at around 33% among institutions above ₹100 crore. Overall, the data suggest that larger institutions benefit from greater scale in personnel deployment, while smaller institutions face relatively higher staff-related costs. The increasing administrative cost share among larger institutions may reflect greater investment in technology, compliance, risk management and institutional infrastructure required to manage larger portfolios.

4.3.1.i Operating Cost[3]

The operating expense ratio is an important measure of the sector's cost efficiency, indicating operating expenses relative to the scale of business operations. Tracking this ratio over time helps assess changes in institutional efficiency, cost pressures, and microfinance institutions' ability to manage expenses amid evolving portfolio and operational conditions. The operating cost ratio remained relatively high during 2017–20, declining from 9.98% in 2017 to 8.83% in 2019 before falling sharply to 6.40% in 2021. It remained broadly stable at around 6.5–7.0% during 2022–24, indicating improved cost efficiency. However, the ratio increased to 7.09% in 2025 and further to 8.47% in 2026, signalling renewed operating cost pressures. The 2026 increase may reflect higher staff intensity, investments in compliance and risk management, portfolio-quality management, and slower portfolio growth, which can raise the cost ratio as operating expenses are spread over a slower-growing business base. This rise occurred in a year of unusually benign national consumer-price inflation, reinforcing that it is a sector-specific, structural cost increase rather than one imported from the wider economy. While the ratio remains below the levels observed in 2017–20, the recent upward movement highlights the importance of cost optimisation and productivity improvements for maintaining operational and financial sustainability.

[3] Define as (Personnel Cost including incentive + Travel Cost + Admin Cost + Group Dev. Cost/Training Cost + Depreciation + Any Others)/Average Portfolio Outstanding.

Figure 4.3.3: Trends of Operating Cost across MLI Categories[4]

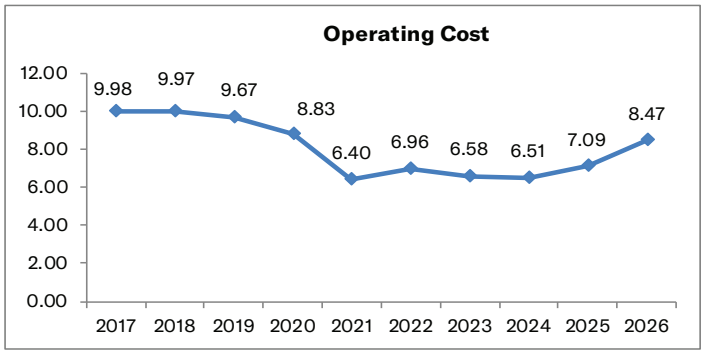

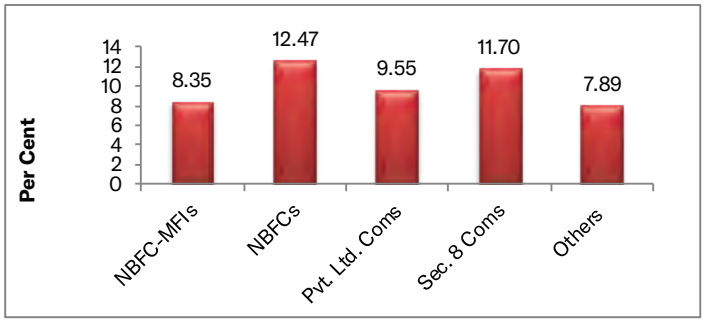

The cost ratio varies considerably across both legal forms and institutional size. By legal form, NBFCs record the highest ratio at 12.47%, followed by Section 8 companies at 11.70% and Private Limited Companies at 9.55%. NBFC-MFIs record a ratio of 8.35%, while Other institutions have the lowest ratio at 7.89%. The relatively higher ratios among NBFCs and Section 8 companies indicate greater operating cost intensity, while the lower ratios among NBFC-MFIs and other institutions suggest comparatively lower operating costs relative to their operating income.

Across portfolio size, the cost ratio generally increases with institutional size up to the ₹500–2,000 crore category, before declining among larger institutions. Institutions with a portfolio below ₹100 crore record a ratio of 9.95%, which rises to 10.47% for those in the ₹100–500 crore range and peaks at 11.09% among institutions with ₹500–2,000 crore portfolios. The ratio then moderates to 10.81% for institutions in the ₹2,000–5,000 crore category and declines substantially to 7.57% among the largest institutions with portfolios above ₹5,000 crore. The substantially lower ratio among the largest institutions points to the benefits of scale, with operating and administrative costs being spread across a larger portfolio. Overall, the distribution highlights the role of scale and cost optimisation in improving operating efficiency, particularly as institutions expand their portfolio.

4.3.1.ii Finance Cost[5]

Finance cost is a key component of microfinance institutions' overall cost structure and directly affects their financial sustainability, pricing, and profitability. Given the sector's dependence on external borrowings and institutional funding, movements in the cost of funds can significantly affect operating margins and lenders' ability to maintain affordable, sustainable credit. Tracking the finance cost ratio over time indicates changes in funding conditions, borrowing patterns, interest rates, and liability management, and offers a direct read on how faithfully the RBI's monetary policy cycle is transmitted to the last-mile borrower. The trend also helps assess how institutions have responded to changing market conditions while balancing the need for adequate funding with cost efficiency.

Figure 4.3.4: Trends of Finance Cost across MLI Categories[6]

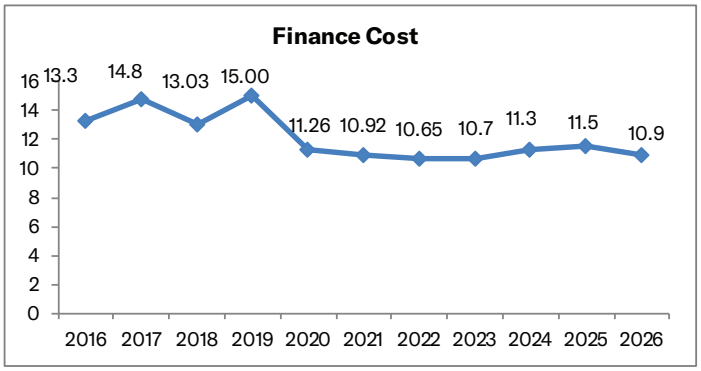

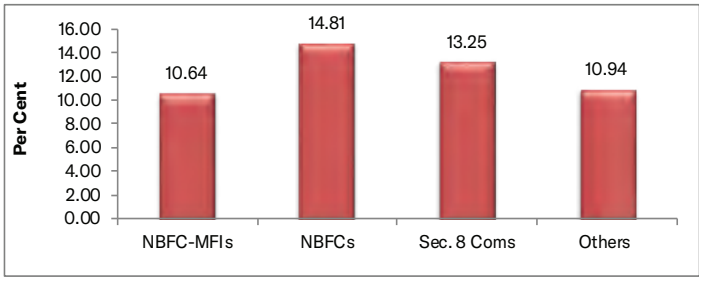

The finance cost shows a clear relationship with institutional scale, with larger institutions generally recording markedly lower funding costs. By portfolio size, finance cost is highest for institutions in the ₹100–500 crore category at 13.71%, followed by those below ₹100 crore at 12.96% and the ₹500–2,000 crore

[4] Based on weighted average for all MLIs.
[5] Define as the Total expense incurred for acquiring funds /Average Outstanding Borrowings.
[6] Based on weighted average of all MLIs.

segment at 12.74%. It declines to 11.63% among institutions in the ₹2,000–5,000 crore range and falls to 10.34% for institutions above ₹5,000 crore. This pattern suggests that larger institutions may benefit from better access to diversified, relatively lower-cost funding, stronger credit profiles, and economies of scale in fund mobilisation.

Across legal forms, NBFCs record the highest finance cost at 14.81%, followed by Sec. 8 companies at 13.25% and Other institutions at 10.94%. NBFC-MFIs report a comparatively lower finance cost of 10.64%, despite being the dominant institutional category. The variation may reflect differences in funding sources, access to bank and institutional finance, borrowing terms, creditworthiness and liability structures. In case of NBFC MFIs, the maximum borrowing is done by larger NBFC-MFIs, who generally able to access funds more economically. This could also be reason for an lower average cost of funds for NBFC-MFIs. The share of smaller MFIs which access funds generally at a higher cost, has been less during the year.

Overall, the data reinforce the importance of funding diversification and scale in managing finance costs, particularly for smaller institutions and entities with relatively limited access to low-cost institutional funding.

4.3.1.iii Trends of Operating Cost and Finance Cost

The combined movement of finance cost and operating cost provides a useful perspective on the microfinance sector's evolving cost structure and sustainability. Finance cost declined substantially from the higher levels observed during 2016–19, when it ranged between 13.0% and 15.0%, to around 10.6–10.9% during 2021–23. Finance cost then increased to 11.5% in 2025 before moderating marginally to 10.9% in 2026 — a moderation that tracks closely with the RBI's own rate actions, which cut the repo rate by 25 basis points in December 2025 and held it at 5.25% in February 2026 on the back of a softer inflation outlook[7]. That the sector's own cost of funds eased only marginally despite this policy support suggests transmission remains incomplete, and that funding pressures continue to matter more for some institutions than the headline number implies.

Operating cost followed a different trajectory. It declined sharply from around 10% in 2017–18 to 6.4% in 2021, remaining broadly contained through 2024. However, it increased to 7.09% in 2025 and further to 8.47% in 2026 — even as the broader economy grew by an estimated 7.4% and inflation stayed low, underlining that this is a cost story written inside the sector rather than one imposed from outside it. This recent rise is particularly significant when viewed alongside the workforce trends discussed earlier. Staff strength declined in 2026, but the client-to-staff ratio also fell sharply to 210, suggesting that institutions are deploying greater staff intensity per client. Higher expenditure on collection of dues, compliance, risk management, borrower engagement and portfolio monitoring may also be contributing to the increase in operating costs.

Taken together, finance and operating costs amounted to approximately 19.4% in 2026, compared with around 18.6% in 2025 and 17.8% in 2024. Thus, despite lower finance costs, rising operating costs have pushed the overall cost burden upward — and they have done so even as the RBI's own easing cycle was working in the sector's favour on the funding side, which means the net increase in the all-in cost ratio is, if anything, an understatement of how much operating costs alone have risen. This has important implications for the sector: with portfolio growth moderating and credit-quality pressures persisting, institutions may have less scope to absorb rising costs without affecting margins. At the same time, the higher operating intensity may support better underwriting, collections and borrower protection.

The key challenge for the sector is therefore not simply cost reduction, but achieving productivity-led efficiency, leveraging technology and scale to contain costs while preserving adequate investment in frontline staff, risk management and responsible lending. This is also the space in which the RBI's principles-based pricing framework for microfinance loans[8] operates: institutions set interest rates through a board-approved policy rather than a prescribed cap, which means cost discipline, and not regulation alone, is what will ultimately determine how much of the current cost pressure gets passed on to borrowers. The substantially lower cost ratios among the largest institutions further indicate the potential benefits of scale and funding diversification, while smaller and mid-sized institutions may face greater pressure to improve operational efficiency and access more competitive funding.

4.3.2 Income Analysis

The income structure of microfinance institutions provides an important indication of the strength and sustainability of their core business model, as well as the extent to which institutions are developing complementary revenue sources. While interest income from lending remains central to the sector, institutions are increasingly engaging in activities such as portfolio securitisation, fee-based services, business correspondent arrangements and third-party product distribution. Examining the composition of income helps assess the sector's dependence on lending income, the degree of revenue diversification, and its potential resilience to changes in portfolio growth, interest rates, and funding costs — resilience that matters more in a year when the RBI's own monetary cycle has been moving, since a portfolio dominated by interest income is, by construction, more exposed to swings in the wider rate environment than one with a meaningful share of fee-based or non-lending revenue.

The income structure of microfinance institutions remains strongly concentrated in interest income from the loan portfolio, which accounts for 80% of total income. This highlights the sector's continued dependence on core lending as its primary revenue source. Portfolio sale and securitisation contribute

[7] Reserve Bank of India, Monetary Policy Committee statements, December 2025 and February 2026 (repo rate held at 5.25% in February 2026 following a 25-bps cut in December 2025). See "India Holds Rates, Revises Up FY25/26 GDP Forecasts," Trading Economics, 6 February 2026. https://tradingeconomics.com/india/interest-rate/news/523674

[8] Reserve Bank of India, Master Direction – Reserve Bank of India (Regulatory Framework for Microfinance Loans) Directions, 2022 (effective 1 April 2022, as updated), which requires regulated entities to price microfinance loans under a board-approved policy rather than a prescribed interest-rate cap. https://rbidocs.rbi.org.in/rdocs/notification/PDFs/89MDCD45D92E34D84C2695DF6977E4298BFF.PDFnews/523674

5%, while investment income accounts for 2%. Other revenue streams, including processing fees (3%), other fees and charges (2%), BC agreements (3%), third-party product sales (0.3%) and other sources (5%), together account for a relatively modest share.

Figure 4.3.5: Break-up of Income

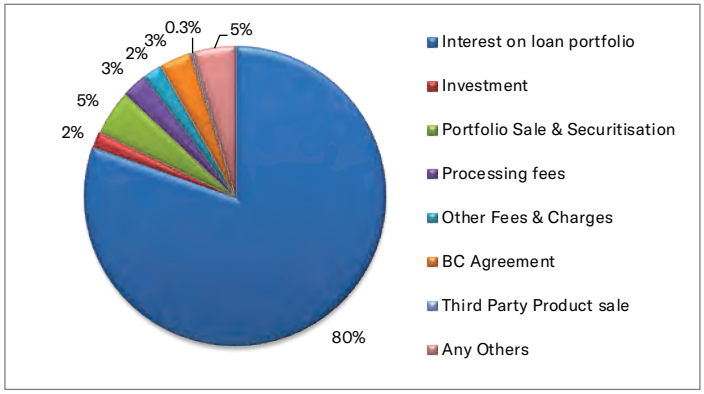

The composition indicates that while institutions are developing supplementary revenue streams, lending remains the dominant business model. Diversification through securitisation, fee-based services, BC arrangements, and third-party products can provide additional income and support liquidity and capital management. However, heavy reliance on interest income also means portfolio growth, repayment performance, pricing, and cost of funds remain critical determinants of institutional financial performance. In the current environment of moderated portfolio growth and heightened focus on responsible lending, developing sustainable non-interest revenue streams could become increasingly relevant for improving income resilience without relying solely on loan portfolio expansion.

4.3.2.i Yield on Loan Portfolio

Portfolio yield is an important indicator of the revenue-generating capacity of the microfinance portfolio and provides insight into the relationship between lending operations, pricing and institutional sustainability. It reflects the income generated from the loan portfolio and is influenced by factors such as interest rates, portfolio composition, borrower repayment patterns and changes in lending practices. Tracking portfolio yield over time helps assess how the sector has responded to changing market conditions, regulatory developments and the growing emphasis on responsible lending.

Figure 4.3.6: Yield Trend of MLIs

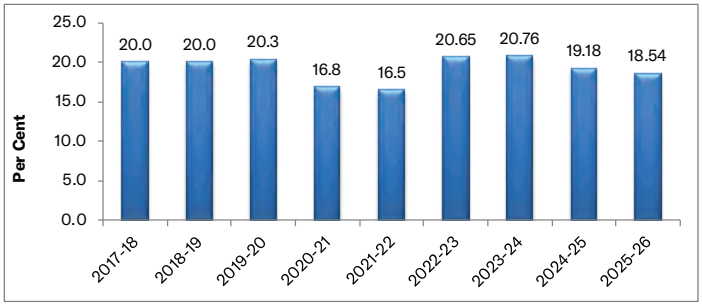

The trend indicates that the yield/return from the microfinance portfolio remained relatively stable at around 20% during 2017–20, before declining sharply during the pandemic period to 16.8% in 2020–21 and 16.5% in 2021–22. It recovered strongly thereafter, reaching 20.65% in 2022–23 and 20.76% in 2023–24. Since then, the ratio has moderated to 19.18% in 2024–25 and 18.54% in 2025–26. The recent decline of 64 basis points in 2025–26 suggests some moderation in portfolio yield, potentially reflecting changes in portfolio mix, pricing, competitive conditions and the increasing emphasis on responsible lending under the RBI's principles-based pricing framework for microfinance loans, which requires institutions to set rates through a board-approved policy rather than a prescribed cap. Alongside rising operating costs and relatively stable finance costs, the lower yield could put pressure on institutional margins. However, the current level remains above the pandemic-period lows, indicating that the sector continues to generate a relatively stable return from its core lending portfolio.

Figure 4.3.7: Yield on Portfolio across MLIs

The 2026 portfolio yield shows a clear relationship with institutional scale, with larger institutions generally reporting higher yields. The overall yield stands at 18.54%, while institutions below ₹100 crore record 16.43% and those in the ₹100–500 crore category recorded the lowest yield of 12.60%. Yields then rise to 15.82% for ₹500–2,000 crore, 16.82% for ₹2,000–5,000 crore, and reach 19.49% for institutions above ₹5,000 crore. This variation may reflect differences in portfolio composition, pricing, product mix, and larger institutions' ability to optimise portfolio deployment.

4.3.3 Margin

The comparison of portfolio yield and finance cost highlights a clear relationship between institutional scale and operating margins in 2026. The overall pattern suggests that larger institutions are better positioned to generate a positive spread between portfolio income and the cost of funds. Institutions with portfolios below ₹100 crore report a yield of 16.43% against a finance cost of 12.96%, resulting in a margin of 3.47 percentage points. The ₹100–500 crore segment records a negative margin of -1.11 percentage points, as its finance cost of 13.71% exceeds its portfolio yield of 12.60%. This indicates considerable pressure on financial sustainability for institutions in this segment even before operating and other administrative expenses are considered.

The margin improves to 3.08 percentage points for institutions in the ₹500–2,000 crore category and rises further to 5.19 percentage points among institutions in the ₹2,000–5,000 crore range. The strongest position is observed among institutions with portfolios above ₹5,000 crore, where a 19.49% yield and 10.34% finance cost generate a margin of 9.15 percentage points.

Figure 4.3.8: Yield, Cost and Margin of MLIs – size-wise based on weighted average values

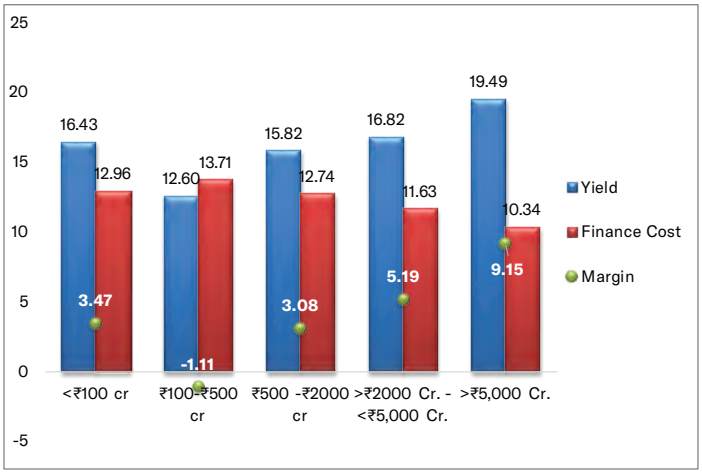

The data suggest that scale provides a significant advantage in managing funding costs and generating financial spread. Larger institutions may benefit from better access to diversified funding sources, stronger institutional credit profiles and greater bargaining power with lenders. Conversely, smaller and mid-sized institutions face greater vulnerability where relatively high funding costs coincide with lower portfolio yields.

Importantly, the margin shown here is not the final profit margin, as institutions must still meet operating, personnel, administrative and credit-loss expenses. Therefore, negative or narrow spreads in some segments indicate that these institutions have limited headroom to absorb operating costs, while larger institutions have greater capacity to absorb them and remain sustainable. This reinforces the importance of funding diversification, scale efficiencies, portfolio optimisation and operational productivity, particularly for smaller and mid-sized MFIs.

Conclusion

The analysis indicates that the microfinance sector is operating in an environment of moderating portfolio yields, rising operating costs and relatively stable finance costs. It is seen that the sector's cost pressure is a structural, internally driven story — staff intensity, compliance, collections — rather than one the wider economy imposed on it, and it means the easing the sector did get, largely on the finance-cost side via the RBI's own rate cuts, was only partly able to offset the rise in operating costs. While larger institutions benefit from economies of scale, lower funding costs and stronger financial spreads, smaller and mid-sized institutions face greater cost and margin pressures. The rise in operating costs, along with higher staff intensity, reflects greater emphasis on risk management, responsible lending, and borrower engagement. Going forward, cost efficiency, diversified funding, technology adoption and productivity improvements will be important for maintaining sustainable growth while preserving portfolio quality and borrower protection — particularly if the favourable funding environment does not extend evenly across the sector, or if the recent softness in inflation gives way to the upside pressures the RBI itself has flagged from energy prices and currency movements.

As microfinance loan pricing depends on funding and operating costs, MLIs need to rationalise and reduce costs, especially where they have control. In this context, operational and risk costs are important and need close monitoring. Ultimately, microfinance should benefit borrowers through better pricing, which remains a point of criticism.

Chapter 4: Section IV

Self-Sustainability and Profitability

Although the sector went through a recalibration phase, it has recorded a positive Return on Assets (RoA) with a weighted average of 0.21%, as against (-1.71%) in FY2024-25, and the Return on Equity (RoE) improved to 2.51% from a near-flat 0.32% in the previous year. This clearly indicates that the worst is over and the microfinance sector is on the comeback.

Other parameters, such as Operational Self-Sufficiency (OSS), held steady at 104% industry-wide, unchanged from last year; the Private Limited Companies segment recovered from 95% to 101.5% this year. The improvement aligns with the asset-quality gains detailed in Section 4.2 and, at least in part, with the finance-cost reduction documented in Section 4.3, with the RBI easing policy rates through late 2025 and early 2026. The overall economy looked better during the year, reflecting the improvement in the microfinance sector also, as the Indian economy grew at an estimated 7.4% in FY2025-26[1].

That recovery, however, was neither uniform nor complete. NBFC-MFIs, which carry the bulk of the sector's portfolio, led the improvement with a positive RoA of 0.34% and RoE of 2.69%. The clearest divide was by size. Only Very Large MLIs (Portfolio>₹5,000 crore) reported positive returns, with RoA of 1.88% and RoE of 7.36%, while all other categories recorded negative RoA. The asset quality showed improvement at the top end of the sector, whereas the growing tail of smaller institutions remained under stress. The RBI's rate cuts benefitted mostly the larger and higher-rated NBFC-MFIs, and they have reported better profitability than the remaining. Thus, the sector's recovery story, although real, is more due to the larger institutions than the sector-wide one.

4.4.1 Surplus

At the end of FY2025-26, around 16% of MLIs reported negative operating profit, while 22% reported a negative net surplus. The aggregate operating profit stood at approximately ₹5,534 crores, with an overall positive net surplus of ₹662 crores, indicating an improvement in the sector's overall financial position over the previous year. However, negative surpluses among several smaller and mid-sized MLIs continue to highlight sustainability and capital-absorption concerns. NBFC-MFIs recorded a positive net surplus of around ₹639 crores, while Pvt. Ltd. Companies reported a negative surplus of approximately ₹41 crores. Overall, the FY2025-26 data indicate a recovery in aggregate profitability, although financial pressures remain concentrated among certain institutions and size bands, echoing the same bifurcation seen in asset quality and returns.

4.4.2 Operational Self-Sufficiency (OSS[2])

Operating efficiency remains an important consideration for MLIs as the institutions balance the need to maintain outreach and service delivery with the requirement to manage costs sustainably. In FY2025-26, the Operational Self-Sufficiency (OSS) ratio stood at 104%, indicating that operating income was sufficient to cover operating expenses, with a modest surplus of income over expenses. The past trend recorded a gradual strengthening of operating efficiency over the period of time, with the OSS ratio moving from 110% in 2018 to a peak of 122% in 2024, before moderating to 104% in both 2025 and 2026. As the business improves, we may see a better OSS ratio in the future. But the ratio remaining above 100% indicates that MLIs continued to maintain operational self-sufficiency. The moderation suggests that the sector's operating income has remained adequate to meet its operating cost base, even as cost pressures have persisted. Going forward, maintaining this positive margin will depend on institutions' ability to improve productivity, manage operating costs and sustain adequate income generation, particularly in an environment where growth is moderating and the underlying cost base remains relatively elevated.

Figure 4.4.1: Average OSS of MLIs over the years and its break-up between various categories

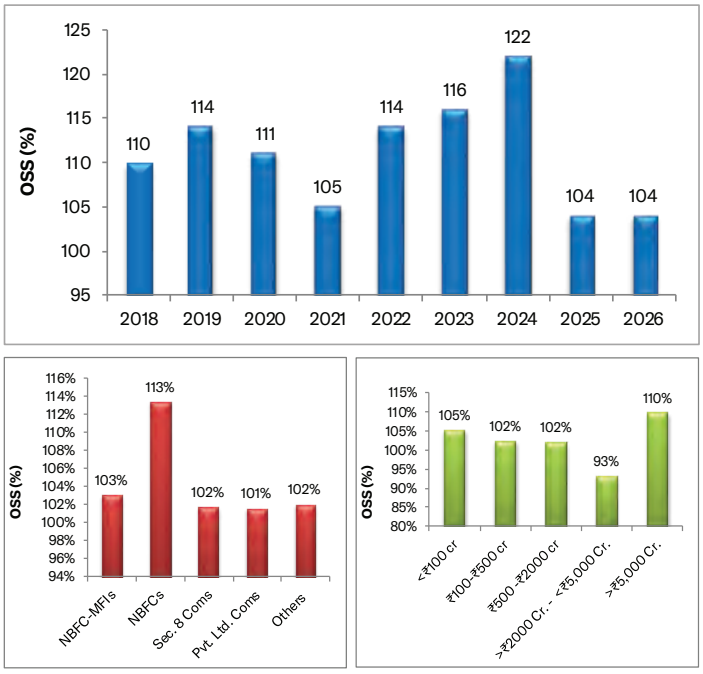

[1] Ministry of Statistics and Programme Implementation (MoSPI), Press Note on First Advance Estimates of National Income, 2025-26, released 7 January 2026 (FY2025-26 real GDP growth of 7.4%). Reserve Bank of India, Monetary Policy Committee statements, December 2025 and February 2026 (repo rate held at 5.25% in February 2026 following a 25-bps cut in December 2025; FY2025-26 retail inflation projected at 2.1%). See "India Holds Rates, Revises Up FY25/26 GDP Forecasts," Trading Economics, 6 February 2026. https://www.mospi.gov.in/uploads/latestReleases/latest_release_1767781372753_1380ce82-f5a5-440d-99e6-e6b35af0deb5_GDP_Press_Note_on_FAE_2025-26.pdf ; https://tradingeconomics.com/india/interest-rate/news/523674

[2] OSS = (Total Income/Total Expenses) x100

Across legal forms, the ratio was highest among NBFCs at 113%, followed by NBFC-MFIs at 103%, Section 8 Companies and Others at 102%, and Pvt. Ltd. Companies at 101%. By institution size, the ratio was highest among MLIs with AUM above ₹5,000 crore at 110%, while institutions with AUM between ₹2,000–₹5,000 crore recorded the lowest ratio at 93%. Variation across institution types and sizes suggests that operating efficiency depends not only on scale but also on institutions' underlying cost structures and business models. The lower ratio among the ₹2,000–₹5,000 crore segment points to comparatively stronger cost absorption. Overall, the data highlights the need for continued cost optimisation and productivity improvements, particularly among institutions where operating expenses remain higher than operating income.

Analysing OSS against average loan outstanding per borrower is important for understanding how changes in loan size relate to the operating efficiency of MLIs. As loan sizes increase, institutions may benefit from economies of scale, which result in higher income per borrower. Examining this relationship therefore helps assess whether larger average loan sizes are translating into greater operating efficiency and better absorption of operating costs, and provides insight into the sustainability of different lending models.

Figure 4.4.2: OSS based on average loan outstanding per borrower

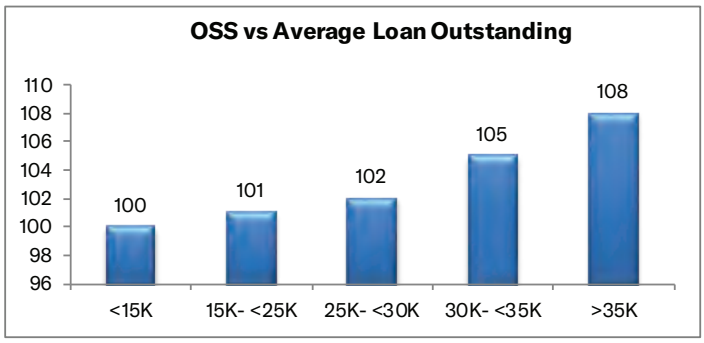

In FY2025-26, the Operating Self-Sufficiency (OSS) ratio showed a clear relationship with average loan outstanding, increasing progressively as average loan outstanding rose. MLIs with an average loan outstanding of less than ₹15,000 recorded an OSS ratio of 100%, while the ratio increased to 101% for ₹15,000–₹25,000, 102% for ₹25,000–₹30,000, 105% for ₹30,000–₹35,000 and 108% for loans above ₹35,000. Since OSS measures how much operating income covers operating expenditure, the rising ratio indicates that institutions with larger average loan sizes generated relatively higher operating income relative to their operating expenses. This may reflect greater income generation per borrower or loan account, improved revenue absorption of operating costs, and differences in portfolio composition and operating models. The trend suggests that higher average loan sizes were associated with stronger operating self-sufficiency, although the relationship may also reflect differences in pricing, portfolio quality, productivity, and institutional scale.

Analysing OSS against portfolio yield helps assess how effectively operating income from the portfolio translates into coverage of operating expenditure. Because OSS reflects an institution's ability to meet operating expenses through operating income, a higher ratio indicates stronger operating self-sufficiency. Examining this relationship therefore helps determine whether higher portfolio yields are associated with greater income coverage of operating costs and whether institutions at different yield levels can maintain sufficient operating income to support ongoing operations.

Figure 4.4.3: OSS based on yield category

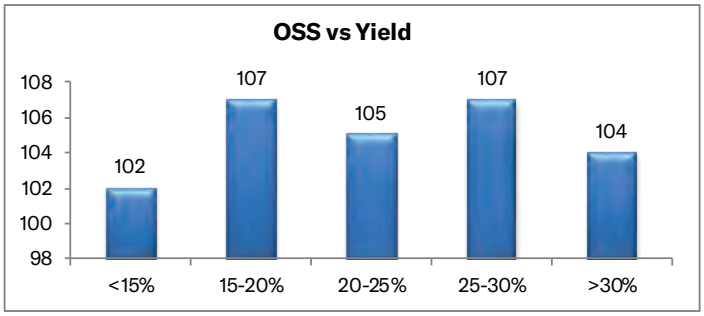

In FY2025-26, the OSS ratio remained above 100% across all yield categories. It was 102% for MLIs with yield below 15%, increased to 107% for the 15–20% yield category, and moderated slightly to 105% for 20–25%. The ratio then rose to 107% for 25–30% yield before falling to 104% among MLIs with yields above 30%. The pattern does not show a linear relationship between yield and operating efficiency, suggesting that higher portfolio yield by itself does not necessarily translate into proportionately better cost efficiency.

4.4.3 Profitability Ratios

Analysing Return on Assets (RoA) and Return on Equity (RoE) is important for assessing how effectively MLIs are using their capital to build better quality assets and wealth for investors. Together, these measures provide a broader view of profitability and financial sustainability, particularly when considered across portfolio size-wise.

Figure 4.4.4: Return on Assets (ROA) and Return on Equity (ROE) of MLI: Size-wise

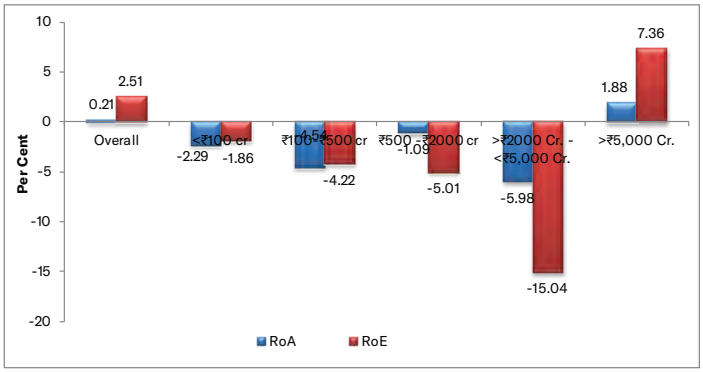

The relationship between institution size and RoA/RoE provides an important perspective on how scale is translating into profitability and returns on the capital employed. When viewed alongside the surplus position of MLIs, the distribution shows a clear differentiation between larger and smaller institutions.

The return profile closely reflects the surplus position across size categories. MLIs with AUM below ₹2,000 crore recorded negative RoA and RoE, indicating that the negative surplus reported among these segments translated into weaker returns on both assets and equity. The ₹2,000–₹5,000 crore category recorded the weakest performance, with RoA of -5.98% and RoE of -15.04%, pointing to significant profitability and capital-efficiency pressures. In contrast, Larger MLIs with AUM above ₹5,000 crore recorded positive RoA of 1.88% and RoE of 7.36%, consistent with their substantially stronger surplus position. The pattern suggests that scale is an important factor in the sector's ability to absorb operating and financial costs and generate sustainable returns, with profitability increasingly concentrated among the largest institutions — the same institutions that, per Section 4.3, have captured the bulk of the benefit from the RBI's recent rate cuts.

Box 4.4.1: Digital Collections through UPI: Modernizing Rural Loan Repayments

SATYA's UPI-enabled collections are transforming the repayment experience for rural borrowers by making repayments more convenient, secure, and efficient. Through client-specific UPI QR codes, borrowers can make repayments directly from their mobile phones, reducing the need for cash handling, travel, and dependence on field officers. The introduction of **UPI Autopay** has further strengthened the initiative by enabling recurring repayments and promoting timely payments and financial discipline.

The initiative recorded **more than ₹1,500 crore in cashless collections during FY 2025–26 across 26 States and Union Territories**, reflecting the growing acceptance of digital payments in rural and semi-urban areas. Cashless collections have reduced risks related to theft, fraud, errors, and cash logistics, while enabling field staff to focus more on client engagement and financial literacy.

For rural women entrepreneurs, digital repayments have also emerged as an important tool for **financial inclusion and empowerment**. By using UPI, QR codes, mobile banking applications, and digital wallets, borrowers are gaining confidence in participating in the formal digital financial ecosystem. The initiative also supports sustainability by reducing paper usage and the environmental footprint associated with cash-based transactions.

With a vision to expand adoption to **10 million households by 2030**, SATYA's UPI-enabled collections demonstrate how technology, customer-centricity, and financial inclusion can come together to make rural finance more accessible, sustainable, and empowering.

Key Impact:

- Greater convenience & security through UPI-based, cashless repayments.
- Timely repayments enabled by UPI Autopay, supporting financial discipline.
- Improved field efficiency and greater focus on client engagement.
- Enhanced digital and financial inclusion, especially among rural women.
- Reduced paper use and cash-handling risks, supporting sustainability.
- Target: Reach 10 million households by 2030.

Courtesy: Satya MicroCapital Ltd.

Conclusion

The microfinance institutions can survive only if they have profitable operations. They should be able to have Operational Self-Sufficiency and also generate adequate income to have a positive ROA and ROE. This can only attract more investment in the sector, which will benefit the poorer households directly. The sector's financial performance in FY2025-26 reflects a mixed but gradually improving picture, on the whole. But granular analysis indicates that this positiveness is due to the performance of larger institutions rather than a sector-wide phenomenon. It is very clear that the sector is in a growth phase which has to be supported by funds. If funds are made available, even smaller ones can perform positively and record better profitability ratios.

The analysis has shown that the larger MLIs demonstrated stronger capacity to absorb costs and generate returns, while several smaller and mid-sized institutions continued to face pressure on profitability, RoA and RoE. The analysis also indicates that higher loan size translates into better operating efficiency. Whereas such a correlation is not there with yield. Going forward, cost optimisation, productivity improvement, prudent growth and stronger financial management will remain important for strengthening the sustainability and resilience of MLIs, particularly if the current, unevenly distributed tailwind from lower funding costs does not persist or does not reach smaller institutions in time.

Chapter 4 Section V

Balance Sheet and Capital Structure

The Indian Accounting Standards (Ind AS) for asset classification and income recognition, anchored by a forward-looking Expected Credit Loss (ECL) model, rather than simple days-past-due metrics, has become an established part of how MLIs report and how auditors assess loan-loss provisioning, statistical assumptions, and management judgment. For auditors, this continues to widen the scope of review well beyond quantitative accuracy in financial statements, into the qualitative soundness of governance, board-approved policies on household income assessment, transparent pricing, and borrower protection, which remain central areas of scrutiny, in line with the RBI's broader vision of responsible lending and sustainable financial inclusion.

After the contraction of the business portfolio witnessed in FY2024-25, when total assets fell by nearly 35% due to portfolio shrinkage, the sector staged a recovery in FY2025-26. MLI total assets rose by about 38% to ₹2,00,654 crore, with the loan portfolio continuing to account for the bulk of the asset base. Funding flows recovered as fresh equity raised grew by nearly 38% over the previous year, while outstanding borrowings rose by over 50%, reflecting a return of lender and investor confidence after a cautious FY2024-25. Importantly, this growth was accompanied by a stronger capital position: the median Capital Adequacy Ratio improved from about 33% to over 40%. At the same time, the debt-equity ratio eased from 2.3 to 1.76, pointing to more conservative leverage even as balance sheets expanded. The sections that follow examine these trends, assets, net owned funds, equity, debt funding, and capital adequacy, in greater detail.

4.5.1 Assets of MLIs

The amount of loans outstanding is the key asset for the microfinance institutions and is an indicator of the **strength of the balance sheet**. It reflects the cumulative value of loans held by borrowers at a given point in time and indicates changes in lending activity, portfolio growth, and the sector's overall outreach. Examining the trend in loan amount outstanding over time helps to assess the sector's **long-term growth trajectory, periods of expansion or contraction, and its recovery following periods of stress or market adjustment.** The following analysis presents the movement in total assets and highlights the significant changes observed in 2026.

Figure 4.5.1: MLI Total Assets- Yearly Trend

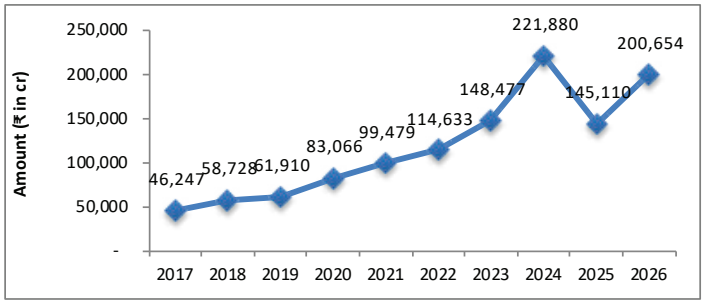

The trend shows a strong long-term expansion in the amount outstanding, rising from ₹46,247 crore in 2017 to ₹2,00,654 crore in 2026, representing more than a four-fold increase over the period. Growth was gradual during 2017–19, then accelerated steadily from ₹83,066 crore in 2020 to ₹1,48,477 crore in 2023. The amount peaked at ₹2,21,880 crore in 2024 before declining sharply to ₹1,45,110 crore in 2025. This contraction was followed by a strong comeback in 2026, with the amount rising about 38% year on year to ₹2,00,654 crore.

The recovery of 2026 indicates a substantial rebuilding of financial activity after the sharp correction in 2025. However, the amount outstanding still remains around 9.6% below the 2024 peak, suggesting that the sector has not yet fully returned to its earlier level. The sharp movements in the last two years may reflect changes in portfolio growth, funding availability, lending activity, institutional risk appetite and broader sectoral consolidation. Overall, the longer-term trajectory remains one of significant expansion, while the recent fluctuations indicate a period of adjustment followed by renewed growth in 2026.

Distribution of Assets

The asset composition of microfinance institutions shows how institutions deploy resources and how well assets remain aligned with the core lending business. Examining the distribution of assets across loan outstanding, liquidity, investments, fixed assets and other assets helps assess the sector's business orientation, liquidity position and balance-sheet structure.

Figure 4.5.2: Composition of Total Assets of MLIs

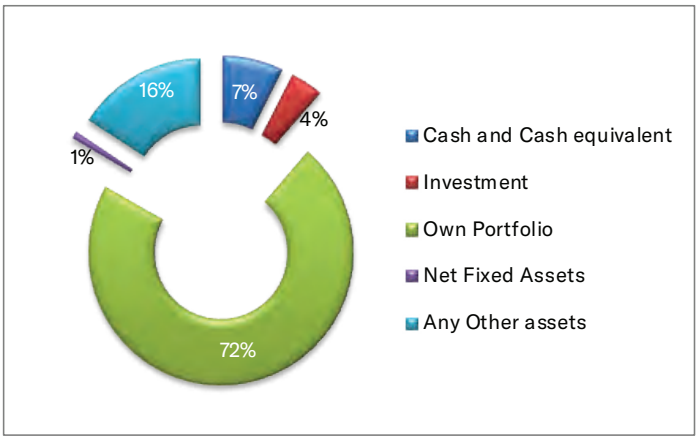

The asset composition of microfinance institutions is rightly concentrated in net loan outstanding, which accounts for 72% of total assets. This reflects the sector's lending focus and indicates that most institutional resources remain deployed in the core credit portfolio. Other assets account for 16%, followed by cash and cash equivalents at 7% and investments at 4%, while net fixed assets constitute only 1%. Other assets include receivables and other financial assets, deferred tax, and intangible assets.

The high share of loans outstanding, close to three-fourths, is in the right direction, indicating the sector's continued focus on credit delivery and financial inclusion. The 7% share for cash and cash equivalents indicates the liquidity buffer to meet operational and repayment-related requirements. The relatively modest share of investments suggests that institutions primarily deploy available resources towards their lending business rather than financial investments. Similarly, the low share of fixed assets is consistent with the relatively asset-light operating model of microfinance institutions. Overall, the asset structure indicates a predominantly credit-oriented and relatively liquid balance sheet, with limited capital tied up in physical infrastructure.

4.5.2 Funds for MLI operations

4.5.2.i Net Owned Fund

Net Owned Funds (NOF) represent the **core capital base of a micro-finance institution** and measure its financial strength and capacity to absorb potential losses. Adequate NOF supports portfolio growth, meets regulatory requirements, and maintains the confidence of lenders, investors and other stakeholders. Tracking the level and composition of net owned funds therefore provides insight into the **capital adequacy, resilience and growth capacity** of institutions within the sector. Net Owned Funds for the MLIs as a whole for the financial year 2025-26 is at ₹33,184 crores. This is almost unchanged from the previous year.

4.5.2.ii Equity Outstanding

The microfinance sector's equity base has expanded substantially over the past decade, indicating a significant strengthening of its capital base. Equity outstanding increased from ₹3,615 crore in 2017 to ₹40,837 crore in 2026, representing more than an eleven-fold increase. After fluctuations during 2017–21, equity growth accelerated significantly from ₹6,439 crore in 2022 to ₹13,188 crore in 2023, then rose further to ₹31,442 crore in 2024. The momentum continued in 2025 and 2026, with equity reaching ₹37,029 crore and ₹40,837 crore, respectively.

The sharp increase since 2023 suggests greater capital mobilisation and stronger institutional balance sheets, potentially supporting portfolio expansion, regulatory compliance, and the provision to absorb credit and operational losses. The more moderate growth in 2026, compared with the exceptionally large increases in 2023–25, may indicate a shift towards consolidation after significant capital strengthening. A stronger equity base also provides institutions with greater resilience amid portfolio-quality pressures and rising operating costs, while creating additional capacity to leverage external funding for sustainable growth. Overall, the sustained increase in equity indicates improved capital depth and financial resilience across the sector.

The distribution of equity outstanding shows a strong concentration among larger institutions and NBFC-MFIs, reflecting their scale and capital requirements. By portfolio size, institutions with portfolios above ₹5,000 crore account for ₹28,849 crore of equity, representing more than 70% of the sector's total equity base. This is followed by institutions in the ₹2,000–5,000 crore category with ₹6,688 crore, while the ₹500–2,000 crore segment accounts for ₹3,089 crore. Smaller institutions have a relatively limited equity base, with ₹1,324 crore for the ₹100–500 crore category and ₹887 crore for institutions below ₹100 crore.

Figure 4.5.3: MLI Equity Outstanding - Yearly Trend and MLI-Category-wise Break-up of March 2026

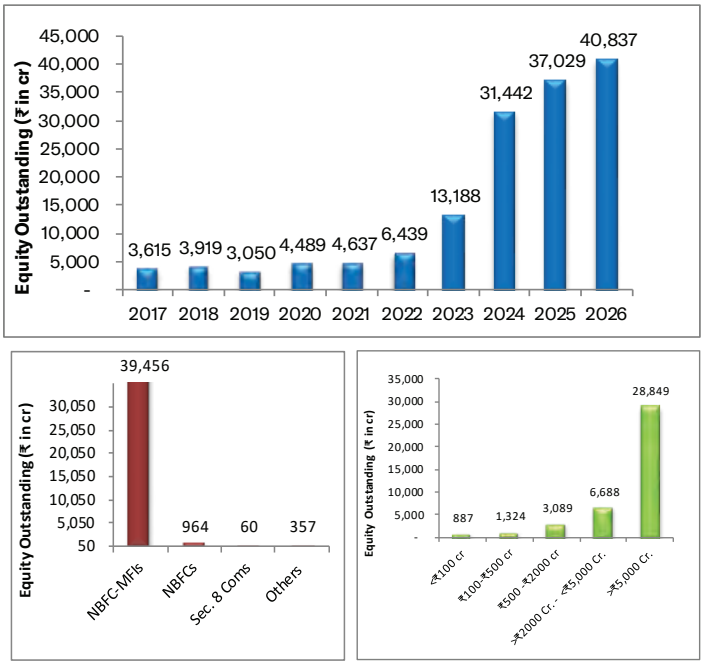

A similar concentration is evident across legal forms, with NBFC-MFIs accounting for the overwhelming majority of equity outstanding, while NBFCs[1], Section 8 companies and other institutions hold comparatively small amounts. This concentration largely reflects NBFC-MFIs' dominant share in the sector and their greater ability to attract institutional and external capital. Larger institutions' stronger equity position gives them greater loss-absorption capacity, scope to leverage additional borrowings, and flexibility to support future portfolio growth. Conversely, the relatively smaller capital base of smaller MFIs may constrain their ability to scale and absorb periods of financial stress, highlighting the importance of strengthening diversified equity capital.

Fresh Equity Acquired

Equity mobilisation is an important indicator of the sector's ability to attract fresh capital and strengthen its financial capacity. New equity gives institutions additional capital to support portfolio growth, absorb potential losses, meet regulatory requirements, and invest in technology, risk management, and operational infrastructure. Examining equity raised during the year, across legal forms and institutional size, provides insight into capital access, investor confidence and the capacity of different segments to support future growth.

[1] This analysis excludes some of the larger NBFCs like L&T and Bajaj, which have provided the self-reported data partially.

Figure 4.5.4: Fresh Equity Raised by MLIs and MLI-Category-wise Break-up

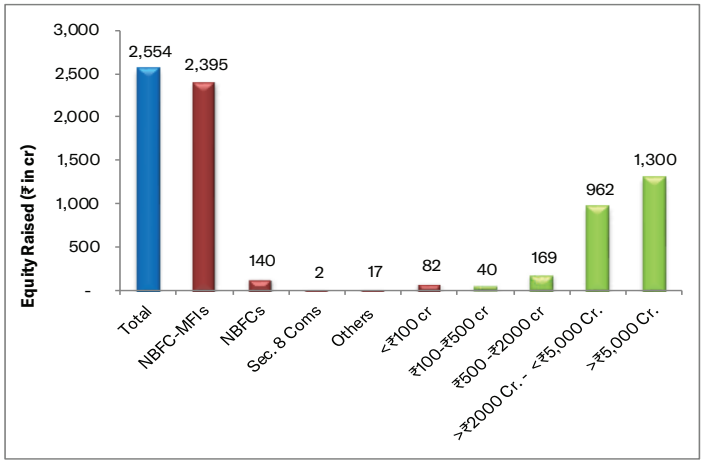

Equity raised in 2026 was ₹2,554 crore, with an overwhelming ₹2,395 crore (94%) mobilised by NBFC-MFIs, highlighting their dominant role in attracting fresh capital to the sector. NBFCs raised ₹140 crore, while Section 8 companies and other institutions together accounted for only a small share, which is expected as the nature of their operations more towards non-profit in nature. By portfolio size, equity mobilisation was strongly concentrated among larger institutions: entities with portfolios above ₹5,000 crore raised ₹1,300 crore, followed by those in the ₹2,000–5,000 crore category with ₹962 crore. Together, these two segments accounted for around 89% of total equity raised. In comparison, institutions below ₹2,000 crore collectively raised only ₹291 crore. This concentration suggests that larger institutions continue to have stronger access to equity capital, potentially supported by their scale, established track record, investor confidence and greater capacity to deploy additional capital. For smaller and mid-sized institutions, limited equity mobilisation may constrain their ability to strengthen capital buffers and expand portfolios, underscoring the importance of improving access to long-term and patient capital across the sector. In this regard, there is a need for public capital like IMEF in larger quantities. This will help the smaller institutions to grow bigger and become stronger to extend financial intermediation support to the poor.

4.5.2.iii Debt Funding

Since most of the MLIs are not allowed to mobilise deposits, debt funding becomes very important for microfinance operations. The funding structure of microfinance institutions is a key determinant of their liquidity, cost of funds and capacity to sustain lending operations. Given the sector's reliance on external funding to support loan portfolios, the composition of liabilities provides insight into the extent of funding diversification and institutions' access to different sources of finance. Examining the mix of borrowings, debt instruments, bonds, ECBs and other sources helps assess the sector's funding resilience and ability to manage changing market conditions and funding costs.

Figure 4.5.5: Sources of funding based on types of instruments

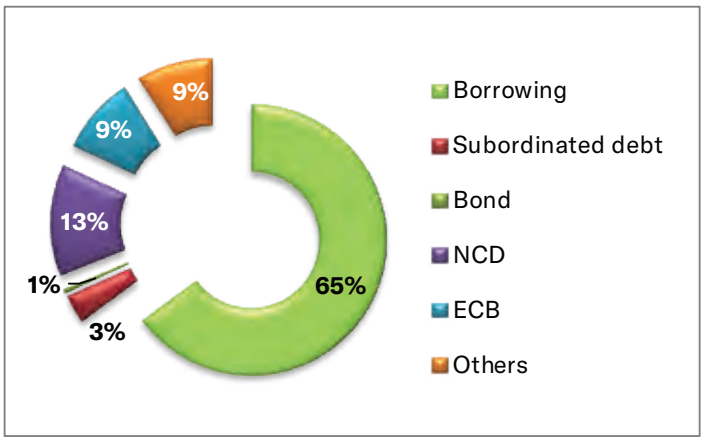

The funding structure indicates that borrowing from banks, DFIs and other financial institutions, remains the dominant source of external funding, accounting for 65% of total funds. This is followed by NCDs at 13%, while ECBs and other sources each contribute 9%. Subordinated debt accounts for 4%. This heavy reliance on borrowing highlights the sector's continued dependence on bank and institutional finance to support lending operations. At the same time, the presence of ECBs, NCDs and other market-based instruments indicates some diversification of funding sources. A broader funding mix can help institutions manage liquidity and funding costs, although access to market-linked sources may vary significantly by institutional size and credit profile. Overall, the funding structure underscores the importance of diversifying liabilities and maintaining stable, cost-efficient sources of finance, particularly for smaller institutions that may have more limited access to capital markets.

The funding distribution by source indicates that the private sector is the largest provider of funds to microfinance institutions, accounting for 37% of total funding. This is followed by the public sector and other categories, contributing 15%, each. While NCDs account for 14%. NBFCs contribute a further 6%, with NABARD at 3%, MUDRA at 1%, and other financial institutions at 7%. SIDBI sources account for the remaining 2%.

Figure 4.5.6: Sources of funding based on Institution types

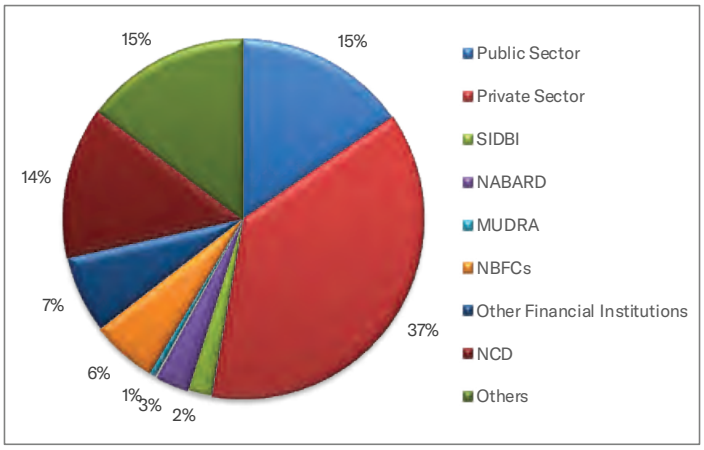

The composition reflects a diversified funding ecosystem, with both banks and financial institutions playing an important role alongside market-based debt instruments. The substantial private-sector contribution highlights the importance of commercial lenders in supporting microfinance operations. In contrast, the combined contribution of public-sector institutions and development-oriented lenders such as SIDBI and NABARD provides an important channel for institutional and potentially longer-term funding. The 14% share of NCDs also indicates growing relevance of market-based funding. Overall, the distribution suggests that the sector has access to multiple funding channels, which can help institutions manage liquidity and reduce dependence on any single source. At the same time, the dependence on borrowing still very high and the sector need to move into other market instruments to have better access to funding without relying on borrowing.

Borrowing outstanding has expanded substantially over the past decade, rising from ₹44,822 crore in 2016 to ₹1,29,128 crore in 2026. After a decline to ₹33,923 crore in 2017, borrowings increased steadily through 2020, with a temporary moderation in 2021. The pace of growth accelerated significantly thereafter, reaching ₹1,13,332 crore in 2023 and peaking at ₹1,30,044 crore in 2024. Borrowings fell sharply to ₹85,877 crore in 2025, then recovered strongly in 2026 to ₹1,29,128 crore, a 50.4% year-on-year increase.

The recovery of microlending towards the end of FY 2026 reflects on the renewed access to external funding following the contraction observed in 2025. The introduction of Credit Guarantee Scheme for MFI 2.0 in March 2026, may not have been made use of in FY 2026. But provide a positive sentiment to the funders.

The near return to the 2024 peak also suggests institutions have rebuilt their borrowing capacity to support lending operations and liquidity requirements. This trend aligns with the broader recovery in the sector's outstanding portfolio and indicates continued reliance on external borrowings as the principal source of funding. At the same time, significant year-to-year fluctuations highlight the importance of maintaining diversified, stable funding channels to manage liquidity and funding-cost risks.

Figure 4.5.7: Outstanding Borrowings (₹ in Cr.) – Yearly Trend and MLI-Category-wise Break-up of 2026

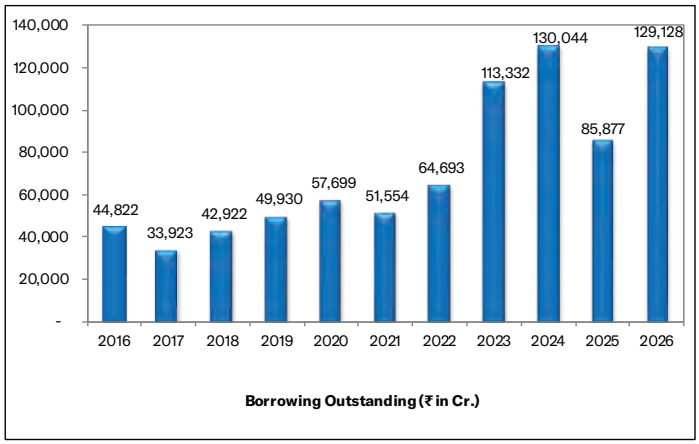

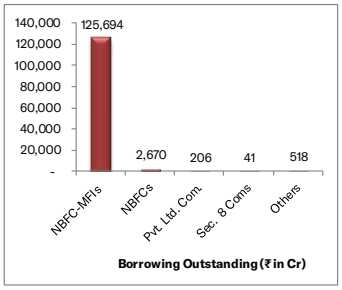

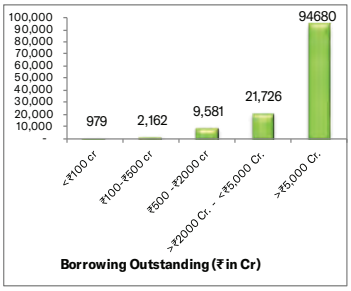

The distribution of borrowing outstanding in 2026 shows a strong concentration among NBFC-MFIs and the largest institutions. By legal form, NBFC-MFIs account for ₹1,25,694 crore, representing the overwhelming majority of total borrowings, while NBFCs account for ₹2,670 crore and other legal forms contribute relatively small amounts. By portfolio size, institutions with portfolios above ₹5,000 crore hold ₹94,680 crore of borrowings, followed by the ₹2,000–5,000 crore category at ₹21,726 crore and the ₹500–2,000 crore category at ₹9,581 crore. Together, institutions 'above ₹2,000 crore' account for most outstanding borrowings.

This concentration reflects larger MLIs' scale of operations and greater access to institutional funding. Larger institutions are likely to have stronger credit profiles, established lender relationships and greater ability to access diverse funding instruments. In contrast, smaller institutions have significantly lower outstanding borrowings, which may reflect smaller portfolios and comparatively limited access to large-scale institutional finance. The distribution also reinforces the sector's dependence on NBFC-MFIs as the principal borrowers and highlights the need to diversify funding and improve access to competitive finance for smaller and mid-sized institutions.

Borrowing Received

The microfinance sector received ₹1,07,081 crore by way of borrowings during FY 2026, with NBFC-MFIs accounting for ₹1,05,208 crore, or nearly 98% of total borrowing received. NBFCs received ₹1,553 crore, while other legal forms accounted for relatively small amounts. The concentration is similarly pronounced by institutional size, with institutions having portfolios above ₹5,000 crore receiving ₹86,532 crore, followed by the ₹2,000–5,000 crore category at ₹12,789 crore and the ₹500–2,000 crore category at ₹6,391 crore.

Figure 4.5.8: Fund Received during the year and MLI-Category-wise Break-up of 2026

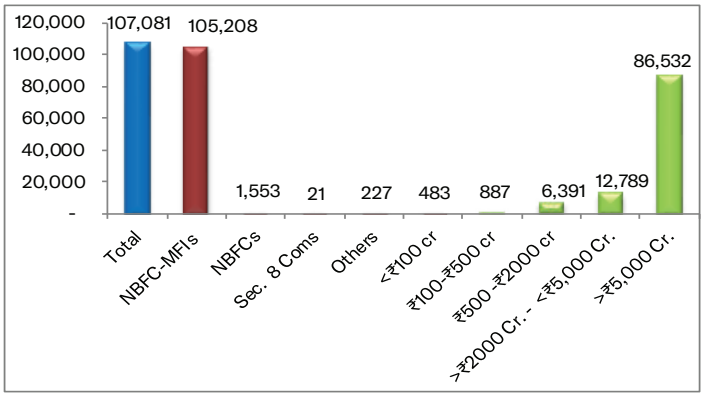

The distribution indicates that larger institutions continue to attract most fresh debt funding, reflecting that the small and medium ones have still to gain the confidence of the funders. The CGSMFI 2.0 is likely to change this sentiment. The strong concentration of borrowing among larger NBFC-MFIs also reflects the sector's structure, where these institutions account for most lending activity. Overall, the data indicate strong mobilisation of debt funding in FY 2026, while highlighting the continuing need to broaden access to stable and competitively priced debt for smaller and mid-sized institutions.

Table 4.5.1 and Figure 4.5.9 below illustrate the debt received by MLIs from various source types.

Table 4.5.1: Source wise fund received (in ₹ Cr.) by different entities during the year

	Public Sector Banks	Private Sector Banks	SIDBI	NABARD	NBFCs	Other Fin. Ints.	NCDs	Any Others
NBFC-MFIs	15,893	51,548	1,214	1,558	7,075	2,643	7,366	17,910
NBFCs	70	220	-	-	421	23	194	626
Pvt. Ltd. Com.	2	1	-	-	37	27	-	5
Sec. 8 Coms	8	-	2	-	1	8	0.20	1
Others	37	4	0.25	-	0.30	107	-	79
Total	**16,010**	**51,773**	**1,217**	**1,558**	**7,535**	**2,808**	**7,560**	**18,621**

Figure 4.5.9 : Source-wise Share of Loans lent among Different Legal Forms of MLIs during 2025-26

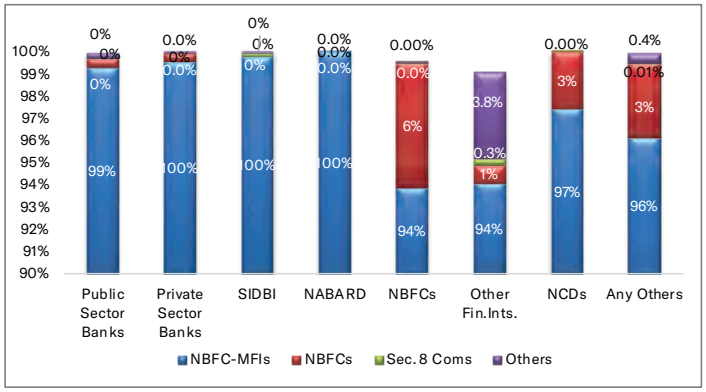

Major lenders to MLIs during 2025-26

The tables below list the major lenders (based on the information received for the top 10 lenders for each institution) that provide debt funds to MLIs.

Table 4.5.2 (a): List of banks that lent to MLIs as of March 2026 (Based on the Top 10 lenders out of the total)

Sl. No.	Name of Lenders	No. of MLIs
1	Assam Cooperative Apex Bank (ACAB)	1
2	Assam Gramin Vikash Bank	1
3	AU Small Finance Bank	3
4	Axis Bank Ltd.	10
5	Bandhan Bank Ltd.	8
6	Bank of Baroda	10
7	Bank of Maharashtra	6
8	Canara Bank	2
9	City Union Bank	1
10	CSB Bank Ltd.	1
11	DBS Bank India Ltd.	2
12	DCB Bank Ltd.	4
13	District Central Co-operative Bank	1
14	Equitas Small Finance Bank	1
15	ESAF Small Finance Bank	1
16	Federal Bank Ltd.	7
17	HDFC Bank Ltd.	3
18	HSBC Bank Ltd.	7
19	ICICI Bank Ltd.	8
20	IDBI Bank Ltd.	4
21	IDFC First Bank Ltd.	18
22	Indian Bank	1
23	Indian Overseas Bank	7
24	IndusInd Bank Ltd.	2
25	Jana Small Finance Bank	6
26	Karur Vysya Bank	3
27	Kotak Mahindra Bank Ltd.	2
28	NABARD	1
29	NE Small Finance Bank	1
30	Pudhuvai Bharathiyar Grama Bank	1
31	Punjab & Sind Bank	1
32	RBL Bank Ltd.	3
33	REPCO Bank	1
34	SBM Bank Ltd.	2
35	Shivalik Small Finance Bank	1
36	SIDBI	9
37	Standard Chartered Bank	4
38	State Bank of India	21
39	State Bank of Mauritius	2
40	Suryoday Small Finance Bank	1
41	Tamil Nadu Grameen Bank	1
42	The Assam Co-operative Apex Bank Ltd.	1
43	UCO Bank Ltd	4
44	Union Bank of India	9
45	West Bengal Gramin Bank	2
46	Yes Bank Ltd.	6

Table 4.5.2 (b): List of other lenders who lent to MLIs as of March 2026 (Based on the Top 10 lenders out of the total)

Sl. No.	Name of Lenders	No. of MLIs
1	AK Capital Services Ltd.	1
2	Ambium Finserve Pvt. Ltd.	1
3	Annapurna Finance Pvt. Ltd.	4
4	Archbridge Capital Pvt. Ltd.	1
5	Arohan Financial Services Ltd.	20
6	Assam Finance Corporation (AFC)	4
7	Asvanta Financial Consultants Pvt. Ltd.	2
8	Aurukshaya Consultants Pvt. Ltd.	1
9	Avanti Finance Pvt. Ltd.	2
10	Baid Finserv Ltd.	2
11	Bajaj Finance Ltd.	1
12	Barclays Bank PLC	1
13	Blacksoil Capital Pvt. Ltd.	3
14	Blue Orchard Microfinance Fund	2
15	Carron Capital LLP	1
16	Caspian Investments Pvt. Ltd.	1
17	Concard Financiers Pvt. Ltd.	1
18	Creation Investments Capital Management	1
19	Electronica Finance Ltd.	1
20	Finstars Capital Ltd.	1
21	Floras	1
22	FMO	1
23	Fuherer Capital Pvt. Ltd.	1
24	FWWB	18
25	Global Gender Smart Fund (Incofin)	1
26	Godavari Urban Multistate Credit Co-operative Society	1
27	Gosree Finance	1
28	Grip Invest Technologies Pvt. Ltd.	3
29	Hero FinCorp Ltd.	1
30	Hindon Mercantile Ltd.	1
31	Hinduja Leyland Finance	1
32	IBL Finance Ltd.	3
33	IFMR Fimpact	1
34	IIX Global	1
35	InCred Financial Services Ltd.	2
36	Infina Finance Pvt. Ltd.(IFPL)	1
37	IRIS	1
38	Jackson Commercial Pvt. Ltd.	1
39	Janasha Finance Pvt. Ltd.	1
40	Jeevan Utthan Financial Services Pvt. Ltd.	2
41	Kaleidofin Capital Pvt. Ltd.	4
42	Kamdhenu Financial Services Pvt. Ltd.	1
43	Karnataka State Financial Corporation	1
44	Kashi Vishwanatha Vidya Samasthe	1
45	Kiara Microcredit	1
46	Kissandhan Agri Financial Services Pvt. Ltd.	2
47	Kiyansh Finance Pvt. Ltd.	2
48	Kula International	1
49	Lord Fincap Ltd.	1
50	Maanaveeya Development & Finance Pvt. Ltd.	6
51	Manappuram Finance Ltd	1
52	MAS Financial Services Ltd.	13
53	Microfinance Solidaire	1
54	MILAAP	3
55	Money Wise Financial Services Pvt. Ltd.	2
56	Moringway	1
57	Mufin Green Finance Ltd.	1
58	Muthoot Microfin Ltd.	1
59	NABFINS Ltd.	3
60	NABKISAN Finance Ltd.	2
61	Naman Finlease Ltd.	1
62	National Cooperative Development Corporation (NCDC)	2
63	NEDFi	7
64	Neo Markets Services Pvt. Ltd.	1
65	Nipha Finance Pvt. Ltd.	1
66	NKC Finance Pvt. Ltd.	2
67	Northern Arc Capital Ltd.	13
68	Nova Vyapar Pvt. Ltd.	1
69	OXY Venture	1
70	Oxyzo Financial Services Ltd.	3
71	PAFT Finance Ltd.	1
72	Pagasa Consultancy Pvt.Ltd.	1
73	Phillip Capital	1
74	Pinoy Consultancy Pvt. Ltd.	1
75	Piramal Finance Ltd.	4
76	Rajputana Investment and Finance Ltd.	1
77	RAR Fincare Ltd	7
78	Real Touch Finance Ltd.	1
79	ResponsAbility	1
80	Rockland Finstock Ltd.	1
81	Sabrimala Fintech Pvt. Ltd.	2
82	Sahabhagi Services Pvt. Ltd.	1
83	Saidhan Mercantile Pvt. Ltd.	1
84	Samunnati Services Pvt.Ltd.	1
85	SAS Finserv Pvt. Ltd.	1
86	Satin Creditcare Network Ltd.	1
87	SAVE Solutions Pvt. Ltd.	1
88	Share Bazar Financial Pvt. Ltd.	1
89	Shine Star Build Cap Pvt. Ltd.	2
90	Shriram Finance Ltd.	11
91	SK Finance Ltd.	1
92	SV Creditline Ltd.	1
93	Tamilnadu Industrial Investment Corporation (TIIC) Ltd.	1
94	Tata Capital Ltd.	3
95	The Kangra Central Co-op Bank Ltd.	1
96	Tipsons Consultancy Services Pvt. Ltd.	1
97	Triodos Investment Management BV	1
98	Tuvis Services	1
99	UC Inclusive Credit Pvt.Ltd.	9

Sl. No.	Name of Lenders	No. of MLIs
100	Usha Financial Services Pvt. Ltd	8
101	UTI Responsibility	1
102	Viridian Capital and Financial Services Pvt. Ltd.	2
103	Vivriti Capital Pvt. Ltd.	10
104	Western Capital Advisors Pvt. Ltd.	1
105	Wint Wealth	1
106	WLB Asset Vii PTE Ltd .	1

4.5.3 Capital to Risk Weighted Asset Ratio

The trend shows a significant increase in the indicator from 2018 to 2026, rising from 22.1% to 40.23%. After remaining broadly stable around 21–23% during 2018–20, it increased sharply to 28.41% in 2021. The ratio then moderated slightly during 2022–24, remaining in the range of 26.47–28.00%, before accelerating to 32.94% in 2025 and reaching 40.23% in 2026.

Figure 4.5.10: Capital to Risk-Weighted Asset Ratio

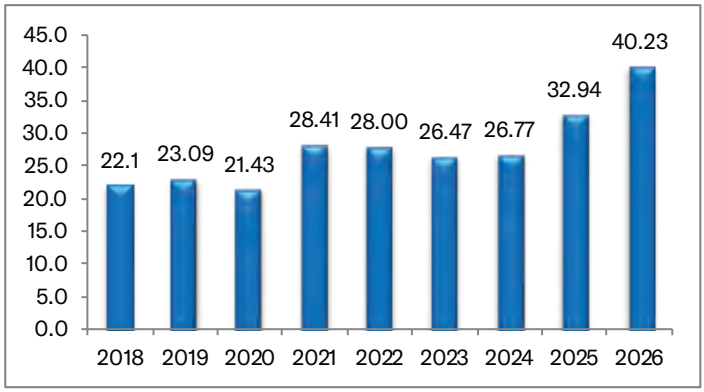

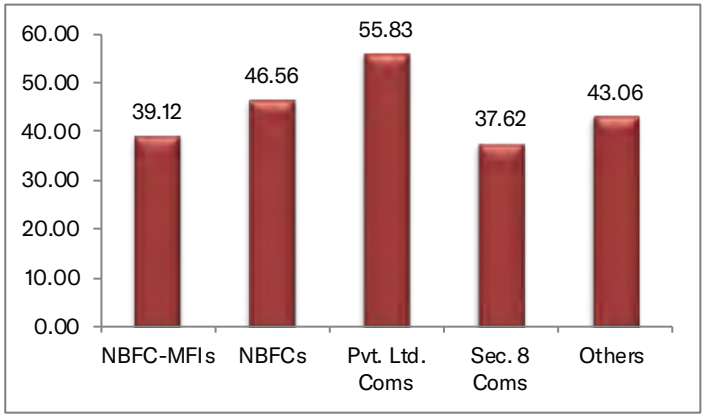

The sharp increase in the ratio from 32.94% in 2025 to 40.23% in 2026 can be viewed in the context of the sector's changing balance-sheet dynamics during FY2025–26. The increase was broadly driven by contraction in the loan portfolio alongside a strengthening of the equity base. As portfolio size moderated, equity's relative weight in the overall financial structure increased. At the same time, the sector could also mobilise significant fresh equity amounting to ₹2,554 crore in FY 2026.

This combination of a reduced portfolio and increased equity resulted in a northward movement of the ratio. The movement therefore reflects a change in the denominator and capital strengthening by institutions. But this trend was concentrated mostly in larger NBFC-MFIs.

4.5.4 Leverage / Debt – Equity Ratio

The Debt-Equity ratio measures the extent to which MFIs finance their assets through borrowed funds compared to shareholders' equity. Since MFIs primarily operate by mobilising debt from banks, NBFCs, and capital markets, a higher ratio reflects greater reliance on external borrowings. While leveraging debt helps expand outreach and scale loan portfolios quickly, excessive dependence on debt increases financial risk and vulnerability to interest rate fluctuations. Regulators and lenders often prescribe prudent debt-equity thresholds to ensure stability. Figure 4.5.11 depicts the weighted-average Debt-Equity ratio across segments.

Figure 4.5.11: Debt-Equity Ratio for All MLIs and Break–up of FY 2025-26 across MLI – Categories

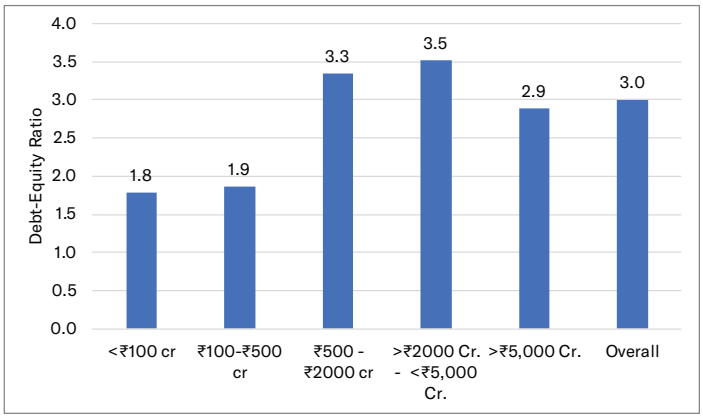

Conclusion

The analysis of the sector's capital and funding structure highlights a significant strengthening of microfinance institutions' financial base in FY 2026. While the sector predominantly relies on borrowings to support its lending operations, the year also witnessed quite a significant equity mobilisation, with ₹2,554 crore of fresh equity raised. This strengthened institutions' capital position at a time when portfolio growth has moderated.

Funding remains highly concentrated among NBFC-MFIs and larger institutions, which continue to have greater access to debt and equity capital. The increase in the equity-to-asset position during FY 2026 reflects the combined effect of portfolio contraction and stronger equity mobilisation, indicating a more capitalised balance sheet.

Overall, funding trends suggest a shift toward greater capital resilience and financial consolidation, although access to stable, competitively priced funding remains more constrained for smaller and mid-sized institutions. Going forward, diversifying funding sources, expanding access to long-term capital, and prudent leverage management will be important to support sustainable portfolio growth while maintaining financial resilience.

Chapter 5

SHG-Bank Linkage Programme: Moving from Financial Inclusion to overall wellbeing

5.1 Introduction

The Self-Help Group-Bank Linkage Programme (SHG-BLP) launched by NABARD in 1992 remains one of India's most enduring and extensive community-based financial inclusion initiatives. Built on the principles of regular savings, internal lending, peer accountability and access to formal credit, the programme has enabled millions of low-income households-particularly rural women-to establish a relationship with the formal financial system. Over time, SHGs have evolved beyond informal savings-and-credit collectives into important local institutions supporting livelihoods, social protection, financial awareness and women's participation in household and community decision-making. It acts as a bridge connecting unbanked rural households with formal financial institutions, scaling rapidly alongside government interventions like the Deendayal Antyodaya Yojana – National Rural Livelihoods Mission (DAY-NRLM).

The relevance of SHG-BLP has grown further amid uneven household incomes, climate-related livelihood risks, health expenditure pressures and the need to foster sustainable rural enterprises. For vulnerable households, access to a bank account or a first-cycle loan is only the beginning of financial inclusion. Meaningful financial inclusion requires timely and adequate access to repeat credit, access to savings, insurance, pensions and digital payments, as well as the capability to use these financial services safely and productively. The National Strategy for Financial Inclusion 2025-30 similarly places financial inclusion within a broader framework of human development, household resilience and well-being.

FY 2025-26 therefore represents an important transition point for the SHG-BLP. The focus is gradually shifting from the expansion of savings and credit linkage towards the quality of financial access. This includes whether SHGs receive credit in time, whether loan sizes are adequate for their livelihood needs, whether mature members are able to graduate to individual or collective enterprise finance, and whether digital tools improve transparency and reduce transaction costs. The broader dimension of inclusion also encompasses the extent to which SHG members are able to access government social-protection schemes, such as insurance, pensions, health protection, housing and employment support.

The SHG ecosystem is also being called upon to play a wider economic role. The Central and State Governments realised the strength of the SHG movement and adopted it for implementing several programmes, mostly targeted at the poor. With a view to achieving universal financial inclusion through SHGs, the Ministry of Rural Development, Government of India, launched the National Rural Livelihoods Mission (NRLM)[1] in 2011 by restructuring the Swarnajayanti Gram Swarojgar Yojana (SGSY). NRLM, later christened DAY-NRLM, is the world's largest poverty alleviation program and is based on the concept of SHG-BLP. Under DAY-NRLM and allied initiatives, SHGs and their federations are increasingly being linked with enterprise development, producer collectives, skill-building, market access, community resource persons and collective asset-based activities. The evolving policy thrust on women-led enterprises, Lakhpati Didi, digital bookkeeping, real-time banking solutions and collective business models creates new opportunities for SHG members. However, these opportunities must be supported by sound credit appraisal, market linkages, business-development services, risk mitigation and continuous handholding.

Despite the growth in SHG Bank linkage programme in the country, many groups continue to face delayed credit linkage, inadequate finance, reluctance for repeat finance, variations in bank-service quality, weak digital connectivity, limited enterprise capacity and uneven performance across states and districts. The quality of group functioning, federation support, financial literacy and member-level agency remains as important as the scale of programme outreach. The next phase of SHG-BLP must therefore combine outreach with customer protection, responsible finance, digital inclusion and measurable livelihood outcomes.

This chapter reviews the progress of the SHG-Bank Linkage Programme during FY 2025–26 and examines its evolving role in advancing women's economic empowerment and household resilience. It analyses trends in savings, bank credit, portfolio quality and regional outreach, while also assessing the movement towards digital finance, enterprise graduation, and collective livelihoods The chapter argues that the future success of SHG-BLP should be measured not only by the number of groups linked to banks, but by the extent to which SHG members achieve sustained access to appropriate finance, viable livelihoods and greater economic security. The focus, therefore, needs to move beyond outreach and linkage towards the quality, effectiveness, and longer-term outcomes of financial inclusion.

SHG-BLP 2025-26

Women-led financial inclusion through savings, credit and institutional support
as on 31 March 2026

1. Outreach
SHG Households savings, credit linkage and active loan accounts

16.95 crore households covered	145.63 lakh SHGs with bank savings	53.48 lakh SHGs credit-linked during FY 2026	83.24 lakh SHGs with loan outstanding	₹13.59 lakh crore cumulative loan disbursed

Women SHGs account for 90% of saving-linkage and 95% of credit-linkage

2. Financial flow | Savings, disbursement and credit outstanding

₹79,669 crore bank savings	₹54,700 Avg. bank savings per SHG	₹2.21 lakh crore Loan disbursed during FY 2026	₹4.15 lakh Avg. loan disbursed per SHG	₹3.33 lakh crore Loan outstanding

[1] www.nrlm.gov.in

5.2 Overview of the SHG-Bank Linkage Programme

The Self-Help Group-Bank Linkage Programme (SHG-BLP), initiated by NABARD in 1992, remains a cornerstone of India's financial-inclusion architecture and women's economic empowerment. Over time, SHG-BLP has evolved beyond a savings-and-credit intervention into a platform for livelihood promotion, enterprise development, digital finance and access to social-protection services.

As of 31 March 2026, the SHG-BLP covered 145.63 lakh savings-linked SHGs, with aggregate savings of ₹79,669 crore. The programme reached 16.95 Cr. households, of whom a substantial proportion were women. Exclusive women SHGs saving-linked with banks accounted for 131.06 lakh groups, or over 90% of the savings-linked SHGs. The key statistics under SHG-BLP for FY 2025-26 are delineated in Table 5.1

Table 5.1: Key Statistics under SHG-BLP

Sl. No.	Indicators	FY 2025-26	FY 2024-25	Change
1	Total number of SHGs saving-linked with banks (in Lakh)	145.63	143.3	2.33
	Percentage of NRLM/NULM Groups	77%	74%	3%
2	Total saving amount of SHGs linked with banks (₹ in Cr.)	79,669	71,433	8,236
	Percentage of women groups linked	90%	86%	4%
	Percentage of NRLM/ NULM groups	83%	81%	2%
3	Total number of SHGs with loan outstanding (in Lakh)	83.24	84.94	-1.69
4	Total loan amount outstanding (₹ in Cr)	3,33,077	3,04,259	28,818
5	Total No. of SHGs credit linked during the financial year (in Lakh)	53.48	55.57	-2.09
6	Total Amount disbursed during the financial year (₹ in Cr.)	2,21,944	2,08,283	13,662
7	Number of Households covered (in Cr.)	16.95	17.1	-0.15
8	Non-Performing Asset (NPA)	2.00%	1.74%	0.26%

5.3 SHG-BLP Activity since Inception

The programme has grown steadily over the past 35 years. Both the number of credit-linked SHGs and the bank loan disbursed have grown significantly since the year 2000. The growth in savings-linked SHGs by 1.63% during FY 2025-26, alongside a 11.53% increase in savings, indicates continuing deepening of financial intermediation within the SHG ecosystem. Across the regions the outreach and credit disbursement have increased manifold, showcasing the enduring strength of SHG-BLP. However, region-wise growth has not been uniform, indicating the varying maturity levels of the SHGs formed, which form the bedrock for the success of the SHG-BLP. The region-wise trend in the spread of credit linkage of SHGs is shown in Figure 5.1.

Figure 5.1: Historical Trend in Credit Linkage and Bank Loan Disbursed

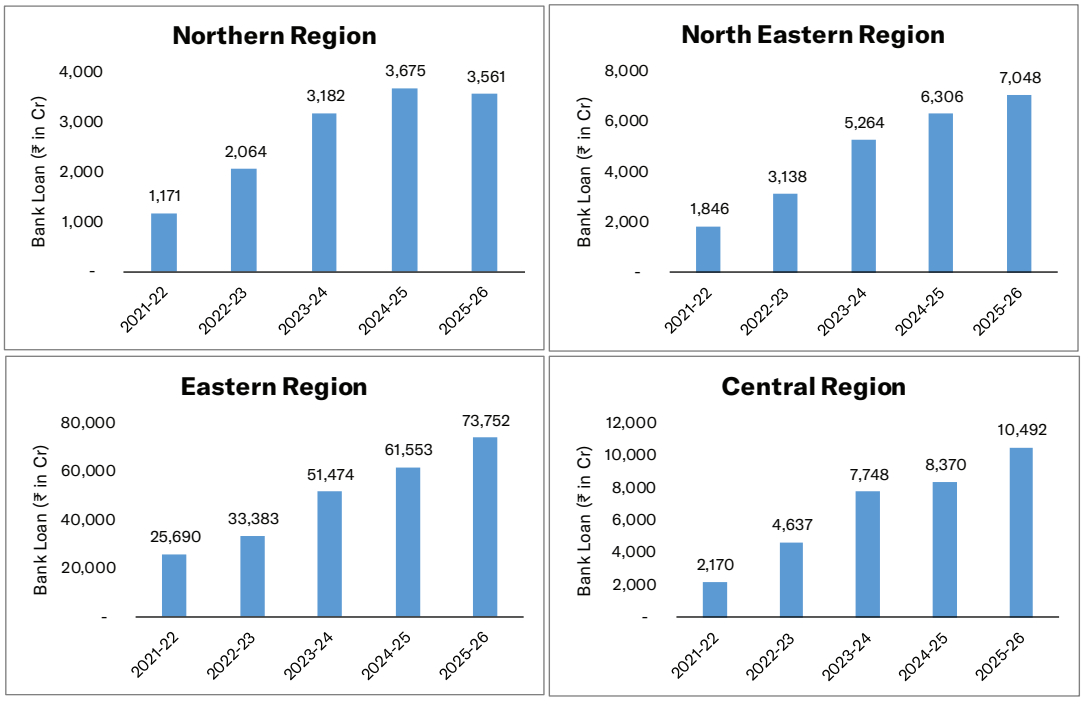

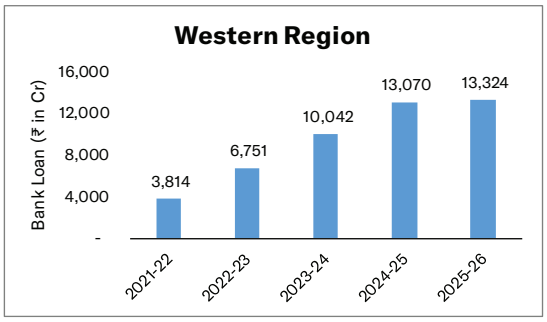

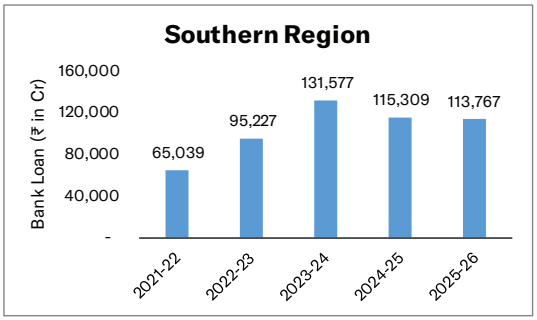

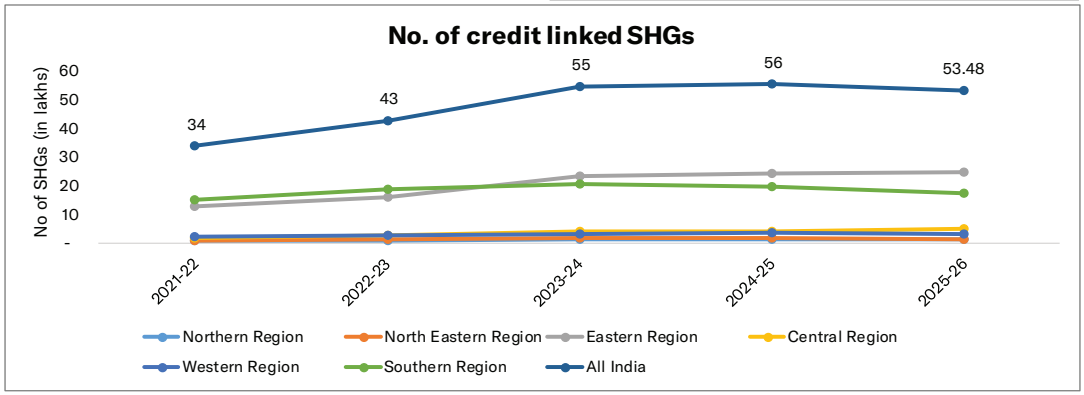

5.3.1 Saving performance of SHG-BLP

Regular thrift remains the foundation of the SHG-Bank Linkage Programme, reflecting the principle of "first saving, then credit." Members make periodic contributions - weekly, fortnightly, or monthly - to build a common group fund. This fund is initially used for internal lending, enabling members to meet small and immediate credit needs while developing financial discipline and repayment behaviour. Surplus funds are maintained in a savings account opened in the name of the SHG with a bank, providing the group with a secure formal savings mechanism and establishing its relationship with the banking system. The RBI enabled SHGs to open bank account and do the transactions, although they are informal group, in its historical decision of 1992. Thus, the keep their surplus savings and also avail of credit through these accounts.

As of 31 March 2026, total savings under SHG-BLP grew by 11.53% year-on-year, reaching ₹79,669 crore, reflecting strong financial discipline and effective corpus mobilisation among SHGs. The number of savings-linked SHGs rose by 1.63% to 145.63 lakh. An important compositional change was the continued shift towards exclusive women SHGs. Savings-linked women SHGs rose to 131.06 lakh, constituting 90.35% of all savings-linked groups.

Figure 5.2: Region-wise Progress of Saving Linkage of SHGs with Banks during FY 2025-26

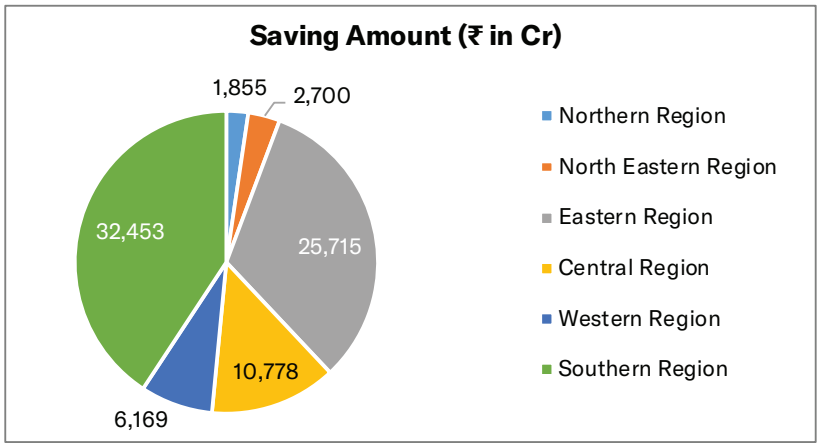

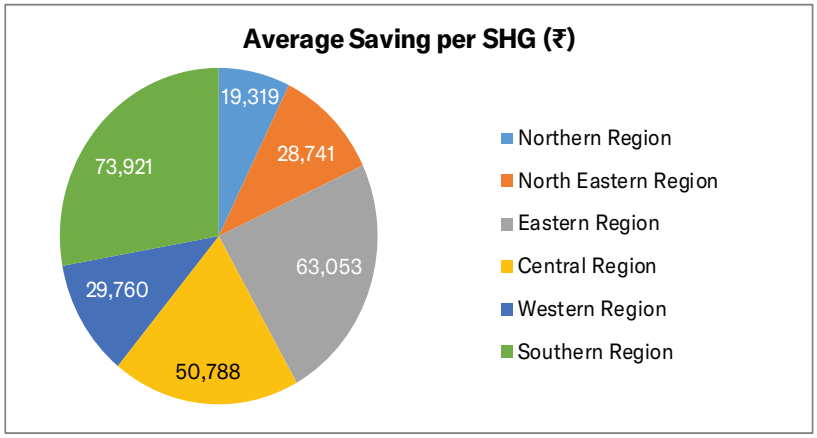

Regionally, the Southern and Eastern zones led the savings figures with ₹32,453 crore and ₹25,715 crore, respectively. In terms of the number of savings-linked SHGs, growth was recorded in all regions except the Western region. The Southern region reported the highest average savings per SHG at ₹73,921, followed by the Eastern region at ₹63,053, while the Northern region recorded the lowest at ₹19,319.

Figure 5.3: Agency-wise Savings of SHGs with Banks as on 31 March 2026

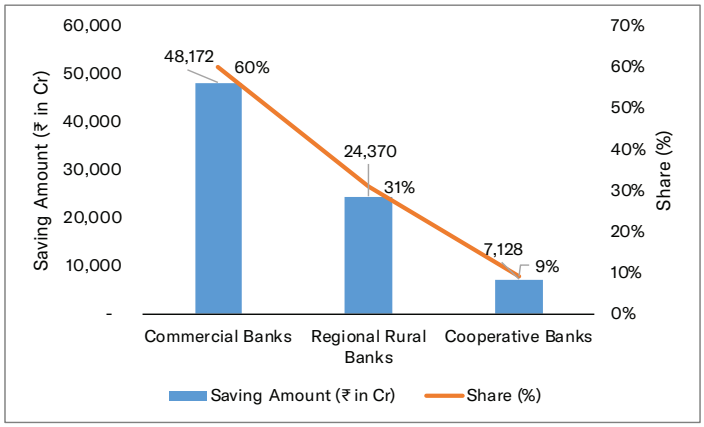

Commercial Banks, with their extensive network and outreach, financial strength, technological advancements, risk management practices and professional expertise, continued to hold the maximum share of SHG savings, accounting for 60% of total savings mobilised of ₹48,172 crore followed by RRBs at ₹24,370 crore (31%) and Cooperative Banks at ₹7,128 crore (9%). RRBs continued to have a relatively stronger presence in the North Eastern and Central regions. The programme has also shown a gradual shift towards women-centred and NRLM-supported SHG institutions. Savings-linked SHGs promoted under DAY-NRLM[2] constituted 105.55 lakh groups as of 31 March 2026. In terms of savings value, NRLM groups accounted for ₹61,365 crore. Similarly, the number of saving linked SHGs promoted under DAY-NULM[3] constituted 6.1 lakh as on 31 March 2026 and the corresponding savings amounted to ₹ 4,457 crore.

5.3.2 Credit disbursement to SHGs

Over the past decade, credit disbursement through the SHG Bank Linkage Programme has grown substantially, with 53.48 lakh SHGs accessing fresh loans totalling ₹2,21,944 crore in FY 2025-26. While the number of SHGs availing loans declined by 3.76% over the previous year, the value of loans disbursed increased by 6.56%. This resulted in an increase in the average loan disbursed per SHG between FY 2024-25 and FY 2025-26. The trend indicates deeper credit engagement with existing and relatively mature SHGs, including repeat financing and larger loans for livelihood and income-generating activities, rather than expansion driven primarily by new credit-linked groups.

Figure 5.4: Region-wise Loan Amount Disbursed to SHGs during FY 2025-26

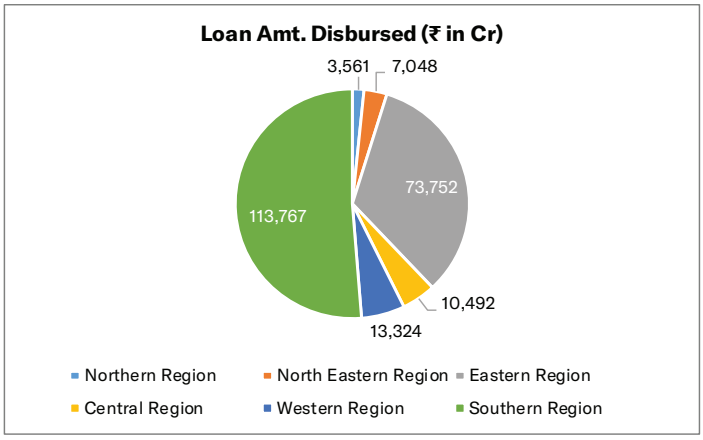

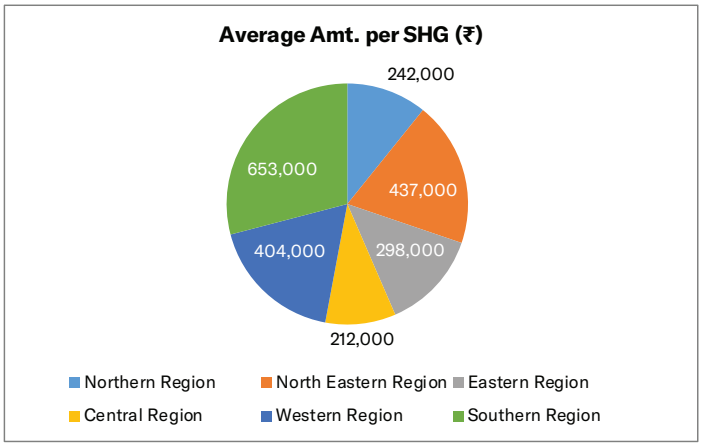

The Southern states continued to have higher average loan disbursements, reflecting a relatively mature SHG credit ecosystem, stronger repeat financing and higher credit absorption capacity in these states. The states in the Northern and Central regions continued to record relatively lower average loan disbursements, indicating scope for strengthening credit planning, livelihood-based lending and repeat credit linkage.

Figure 5.5: Agency-wise Credit Disbursement to SHGs during FY 2025-26

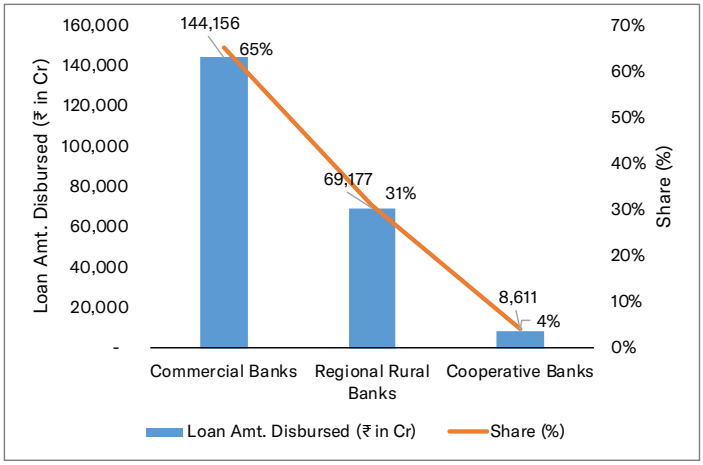

[2] https://www.pib.gov.in/PressReleasePage.aspx?PRID=2181702&reg=3&lang=2
[3] https://www.pib.gov.in/PressReleaseIframePage.aspx?PRID=2037057&reg=48&lang=2

Commercial Banks accounted for the larger share of loans disbursed during the year at ₹1,44,156 crore (65%), followed by RRBs at ₹69,177 crore (31%) and Cooperative Banks at ₹8,611 crore (4%). Under DAY-NRLM, credit was extended to 43.62 lakh SHGs during the year FY 2025-26, up 1.44%, with total credit disbursed of ₹1,81,983 crore. Under DAY-NULM, Credit was extended to 1.82 lakh SHGs, a decrease of 6.19%, with total credit disbursed of ₹11,395 crore during FY 2025-26.

5.3.3 Loans outstanding under SHG-BLP

The outstanding bank loan portfolio under SHG-BLP increased by 9.47% during FY 2025–26 to ₹3,33,077 crore, despite a marginal decline in the number of SHGs with loans outstanding from 84.94 lakh to 83.24 lakh. The average loan outstanding per SHG increased to ₹4.00 lakh, compared with ₹3.58 lakh in the preceding year. This indicates the growing support from the banking system for the SHG Bank linkage programme.

Figure 5.6: Region-wise Loan Outstanding with SHGs as on 31 March 2026

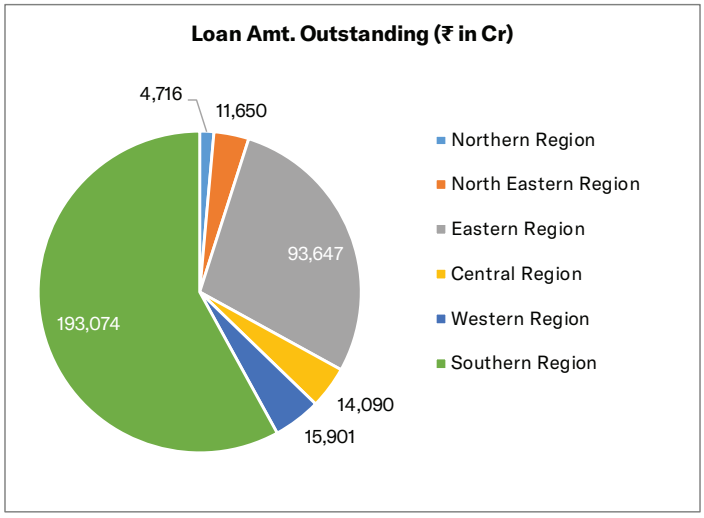

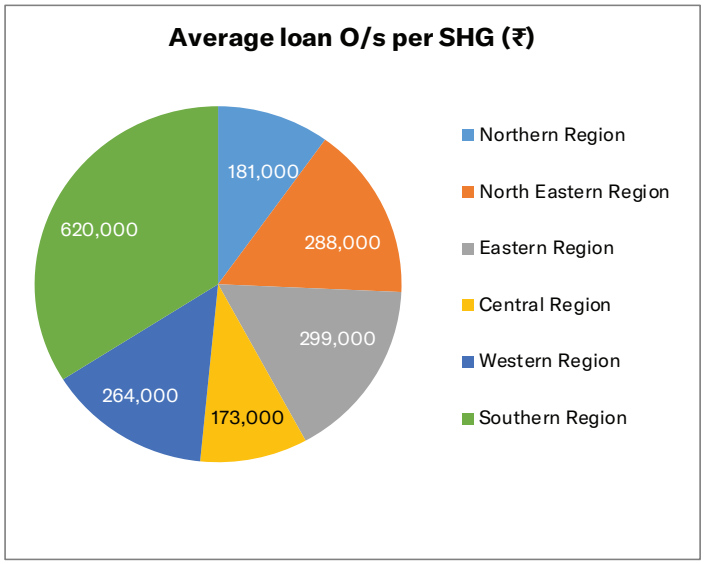

Figure 5.7: Agency-wise Loan Outstanding against SHGs as on 31 March 2026

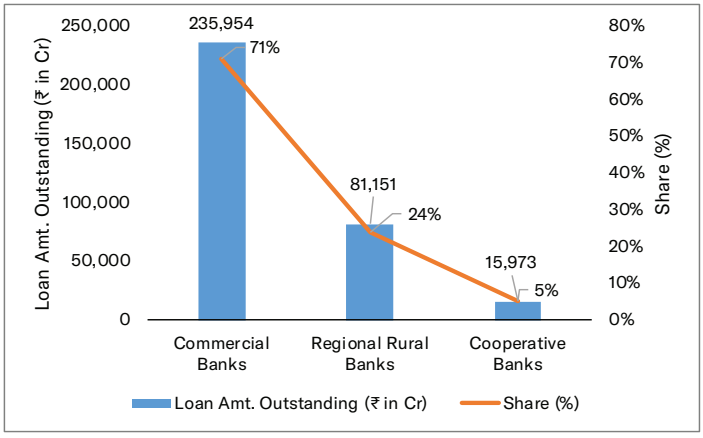

The Southern region maintained the pole position in total outstanding loans at ₹1,93,074 crore, followed by the Eastern region at ₹93,647 crore. The larger share of credit linkage to SHGs is by Commercial Banks, followed by Regional Rural Banks, while Cooperative Banks contribute a comparatively smaller share. As on 31 March 2026, Commercial Banks accounted for 71% of outstanding loans to SHGs. Despite their smaller operational scale, RRBs held a notable 24% share by amount, reflecting their growing role in rural finance, with a substantial presence in the Central, North Eastern and Eastern regions. Cooperative Banks, although limited in reach, contributed approximately 5% of the overall credit linkage. Under DAY-NRLM, the number of SHGs with credit outstanding increased by 2.53% to 66.90 lakh as on 31 March 2026, with the outstanding loan amount rising by 11.17% to ₹2,68,722 crore. Under DAY-NULM, the number of SHGs with outstanding credit declined by 6.88% to 3.79 lakh, while total outstanding credit rose by 11.79% to ₹18,273 crore.

5.3.4 Non-Performing Assets (NPAs) in SHG-BLP

The SHG Bank linkage programme has historically shown the best repayment performance among comparable credit portfolios. After several years of steady improvement, FY 2025-26 saw a mild reversal: the overall level of NPAs on bank loans extended to SHGs rose to 2.00% as on 31 March 2026, from 1.74% as on 31 March 2025. The overall stress faced by the microfinance sector must have also had its effect in the increase of NPAs in SHG-BLP, as there are several members who have loans from both the systems.

Region-wise, the trend was mixed. The NPA percentage declined in the North Eastern region (from 1.71% to 1.47%) and the Central region (from 4.85% to 4.19%), but increased in the Northern (3.68% to 5.36%), Eastern (1.38% to 1.42%), Western (2.75% to 3.23%) and Southern (1.59% to 1.97%) regions. The Northern region now records the highest NPA ratio in the programme, displacing the Central region. Among the lenders, Regional Rural Banks demonstrated the strongest asset quality at 1.22%, followed by Commercial Banks at 1.93%. Loans extended by Cooperative Banks continued to show significantly higher NPAs at 7.01%, although they had limited exposure to SHG lending. Cooperative Banks clearly need to strengthen asset quality, monitoring and portfolio management, alongside targeted capacity building and recovery support.

Figure 5.8: Trend in Region-wise and Agency-wise Gross NPAs in SHG-BLP

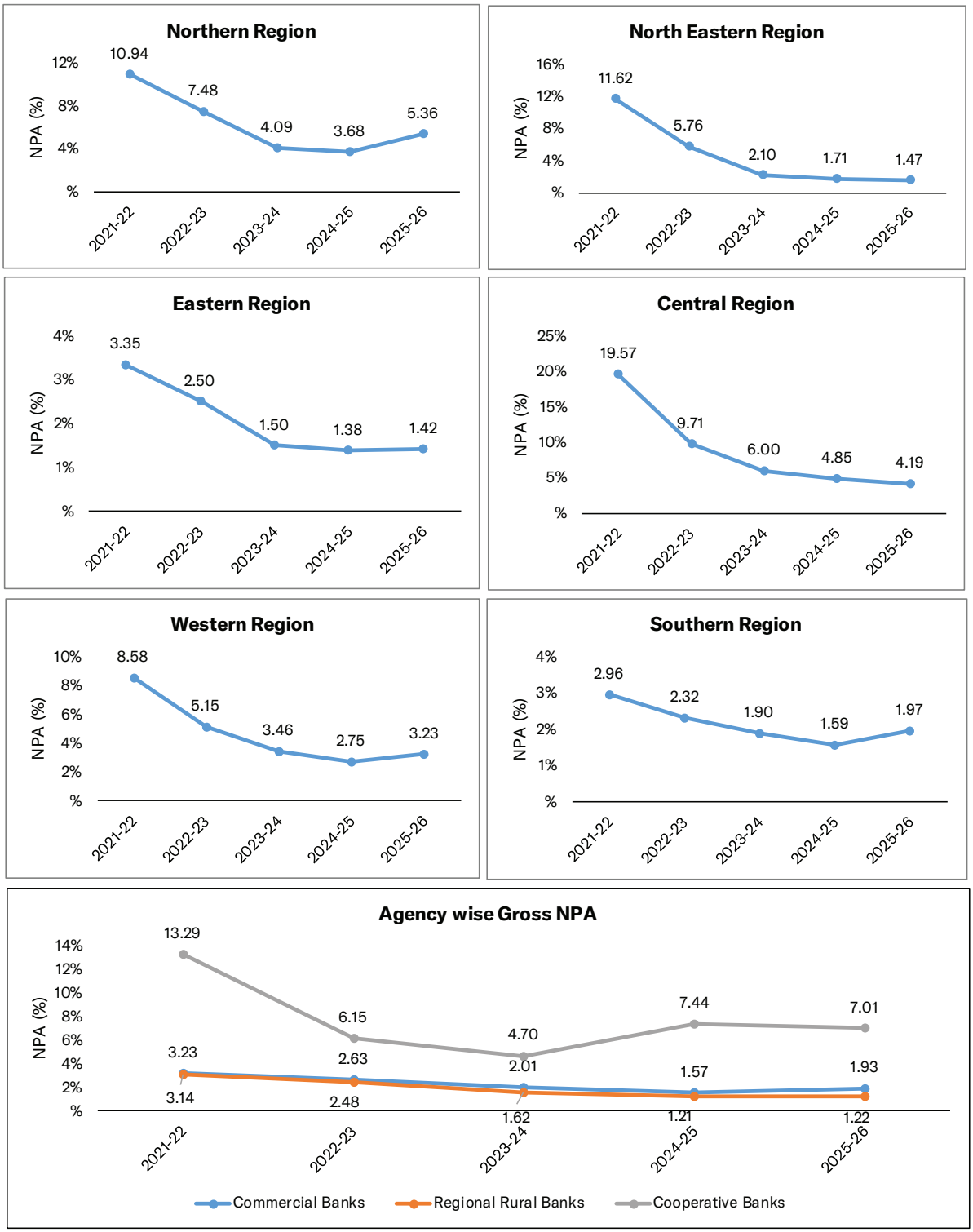

Despite the continued expansion in the value of savings, credit disbursement and loan outstanding, a substantial credit-linkage gap persists. As of 31 March 2026, only 83.25 lakh of the 145.63 lakh savings-linked SHGs had loans outstanding with banks, implying a credit gap of 42.84%. This indicates significant scope for improving the conversion of savings-linked SHGs into credit-linked groups, particularly through timely first-cycle and repeat credit, better bank-SHG engagement and stronger livelihood-based credit planning. The programme also continues to show regional variation. The Southern and Eastern regions remained the largest contributors to the SHG-BLP, together accounting for a substantial share of savings-linked SHGs, savings balances, loan disbursements and loan

outstanding. The variation in average savings, credit linkage, loan size and credit gap across regions points to the need for differentiated strategies based on SHG maturity, institutional capacity, livelihood opportunities and bank presence.

Going forward, the focus of SHG-BLP needs to move beyond the expansion of savings accounts and group loans towards improving the quality of financial access. This includes reducing the credit-linkage gap, strengthening repeat credit, expanding enterprise finance for mature SHGs and individual members, improving digital financial capability, and facilitating access to insurance, pensions, health protection and other social-protection schemes. The next phase of SHG-BLP should therefore be assessed not only by the number of groups linked with banks, but also by its contribution to women-led enterprise, household resilience, sustainable livelihoods and economic empowerment

5.4 Joint Liability Group Financing: Complementing the SHG-Bank Linkage Channel

Joint Liability Group (JLG) financing is an important complementary channel within India's broader microfinance architecture. While the SHG-Bank Linkage Programme is savings-led and built around group mobilisation, internal lending and collective financial management, the JLG model is primarily a credit-led mechanism designed to improve access to formal loans for individuals who may lack conventional collateral, documented land titles or a prior banking relationship. JLGs are particularly relevant for small and marginal farmers, tenant farmers, sharecroppers, oral lessees, landless cultivators, livestock rearers and other rural producers engaged in livelihood activities.

Under the JLG model, a small group of individuals with similar economic activities or livelihood interests accesses credit on the basis of mutual guarantee and joint liability. The model enables members to access loans individually or collectively, while peer accountability substitutes for conventional collateral. It can therefore help formal lenders reach borrowers who are otherwise excluded from institutional credit because of informal tenancy arrangements, limited asset ownership or inadequate documentation.

The JLG channel should be viewed as distinct from, rather than interchangeable with, the SHG-Bank Linkage Programme. SHGs generally build financial discipline through regular savings, internal lending and collective decision-making before accessing bank finance. In contrast, JLGs are primarily formed to facilitate credit access for economically active individuals, particularly in agriculture and allied sectors. The two models serve different, but overlapping, segments of financially excluded households

NABARD initiated a pilot project for financing Joint Liability Group (JLG) of landless and tenant farmers in 2004-05, primarily to provide a platform for credit linkage for such farmers. Since 2009-10, alongside providing refinance support to banks, NABARD has been awarding grant assistance to banks and eligible agencies (JLG Promoting Institutions, or JLGPIs) to support the formation, nurturing and capacity building of JLGs and their stakeholders.

Figure 5.9: No. of Credit-Linked JLGs (cumulative, in Lakh)

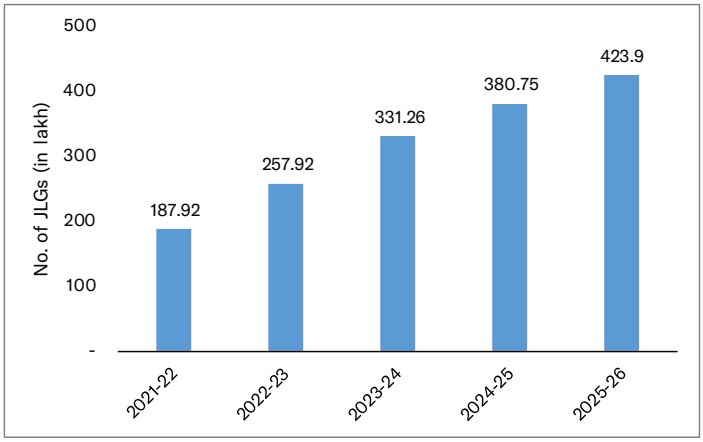

Figure 5.10: Credit Disbursed to JLGs (cumulative, ₹ in crore)

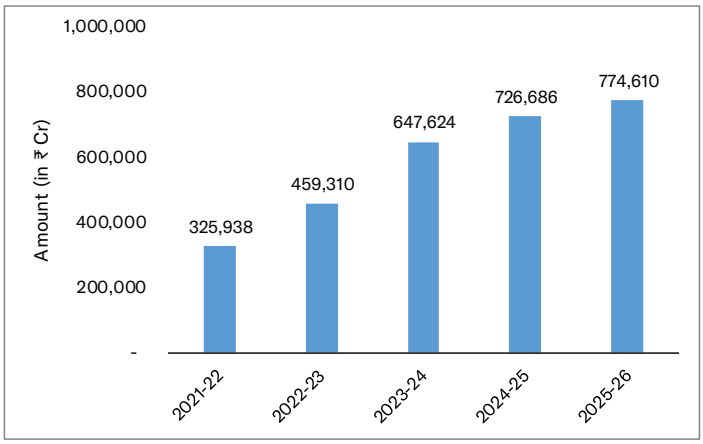

Cumulatively, JLGs (all JLG including MFI JLGs financed by banks) credit-linked stood at 423.9 lakh as on 31 March 2026, registering year-on-year growth of 11.33%, with the Southern and Eastern regions recording the highest absolute growth. Cumulative loans disbursed to JLGs by banks reached ₹7,74,610 crore, an increase of 6.59% from ₹7,26,686 crore as on 31 March 2025.

Box 5.1: MFI Accelerator Programme (MAP): A focused initiative of NABARD for strengthening smaller Microfinance Institutions

The MFI Accelerator Programme is a mentor led capacity building initiative conceptualised by NABARD with the help of Sa-Dhan (MFI SRO recognised by RBI) as a pilot initiative to strengthen identified 21 smaller MFIs operating in rural and underserved regions. The programme seeks to help participating MFIs graduate to the next level of institutional maturity by enhancing their governance systems, technology adoption, operational efficiency, risk management practices, human resource capabilities, regulatory compliance, and access to funding.

Through a structured model of training, mentoring, baseline assessments, and performance tracking, the programme provides customized support to MFIs to address specific

institutional gaps and improve their sustainability and outreach. By strengthening the capabilities of smaller MFIs, the programme aims to expand responsible financial services to underserved communities, promote financial inclusion, and support livelihood generation and inclusive rural development.

The pilot aims to strengthen 21 select MFIs with an Asset Under Management (AUM) ranging from ₹10 crore to ₹500 crore, particularly those having at least 50% rural borrowers, satisfactory repayment performance and past record of profitability. Participating institutions undergo an extensive diagnostic assessment to identify areas of interventions. Based on the findings, a tailored development roadmap is prepared for each MFI, supported by mentors from the MFI industry who guide institutions in improving governance frameworks, strengthening risk controls, enhancing digital capabilities, diversifying products, and improving operational sustainability. The programme also facilitates knowledge sharing on regulatory developments, emerging technologies, customer protection principles, and best practices in sustainable microfinance.

Quick Insights from Baseline Survey

- The participating MFIs were found to be broadly compliant and operationally stable, with strengths in formalisation, board functioning and financial performance.
- Around 71% of MFIs were assessed in the medium-risk category and 29% in the high-risk category.
- Key gaps were observed in governance depth, risk systems, HR capacity, digital integration and operational efficiency.
- Financial sustainability was found to be under pressure due to high cost of funds and elevated cost-to-income ratios.

Courtesy: National Bank for Agriculture and Rural Development (NABARD)

5.5 SHG Graduation to Enterprises

The SHG movement in India has evolved from a savings-and-credit mechanism into an important platform for women-led livelihoods, micro-enterprise development and local economic participation. While regular savings, internal lending and bank linkage remain the foundation of the SHG-Bank Linkage Programme, the next stage of inclusion lies in enabling mature SHG members to undertake viable enterprises, improve household incomes and participate more effectively in markets.

5.5.1 Graduation Pathways: From SHG to Enterprise

The enterprise journey of SHG members is generally gradual and non-linear. Members may enter, exit or move between stages depending on business performance, seasonal income patterns, household responsibilities, market conditions and access to finance. A typical progression begins with collective savings and small internal loans, followed by group-based bank credit for livelihood activities, and subsequently moves towards individual or collective enterprise financing.

Table 5.2: SHG Graduation Pathway

Sl. No.	Stage	Focus	Institutional Support
1	Financial Inclusion	Savings, internal lending, building credit history	NRLM, Banks, NABARD, CSOs, Sa-Dhan
2	Livelihood Diversification	Identification of livelihood opportunities, skill mapping and skill development.	NRLM, Banks, NABARD, CSOs
3	Micro-Enterprise Initiation	Setting up small individual/group enterprises through Credit/Grant support	NRLM, Banks, NABARD, MUDRA, Govt. Departments
4	Enterprise Scaling	Market linkages, formalisation, MSME integration	NRLM, MUDRA (Tarun/Tarun Plus), Banks, MoMSME, NABARD, Sa-Dhan

5.5.2 Institutional Approaches on Enterprise Graduation for SHGs/Members

Enterprise graduation among SHG members requires coordinated support from government programmes, banks, development finance institutions, training agencies, market platforms and community institutions. The institutional ecosystem plays an important role in helping women move from basic financial inclusion to enterprise ownership, growth and market participation.

5.5.2.1 Government of India and DAY-NRLM initiatives

The Ministry of Rural Development, through the Deendayal Antyodaya Yojana–National Rural Livelihoods Mission (DAY-NRLM), has positioned enterprise promotion as an important component of the SHG ecosystem. DAY-NRLM supports SHG members and their households through livelihood planning, skills development, credit linkage, enterprise incubation, community institutions and convergence with other government programmes.

The **Start-up Village Entrepreneurship Programme (SVEP)** is a key initiative under DAY-NRLM for promoting rural non-farm enterprises. The programme supports SHG members and their family members in setting up and strengthening micro-enterprises through finance, incubation and skill development. A key feature of the programme is the Community Resource Person-Enterprise Promotion cadre, which provides local-level support for business planning, credit linkage, training, market access and early-stage handholding. Around 3.74 lakh non-farm enterprises had been promoted under SVEP as of 30 June 2025.

The **Lakhpati Didi initiative** provides a clear income-oriented framework for SHG graduation. The initiative seeks to enable

SHG women to achieve sustainable annual household incomes of at least ₹1 lakh through diversified livelihoods, enterprise activities, skill development, access to finance and market linkages. As of August 2026, 3.44 crore women had been identified or reported as Lakhpati Didis, with Maharashtra, Bihar and West Bengal among the leading states. The Government has set a revised target of creating 6 crore Lakhpati Didis by March 2029.

The **Pradhan Mantri MUDRA Yojana (PMMY)** provides an important credit bridge for SHG members graduating from group-based loans to individual micro-enterprise finance. Through Shishu, Kishor, Tarun and Tarun Plus categories, the scheme offers collateral-free loans for non-farm micro and small enterprises. The Kishor and Tarun categories are particularly relevant for mature SHG members seeking to expand enterprises beyond the scale of regular group loans. During FY 2025-26, 15.36 lakh MUDRA loans were sanctioned to NRLM/NULM beneficiaries, amounting to ₹33,667.52 crore, of which ₹30,884.81 crore was disbursed.

Enterprise finance is also being strengthened through the DAY-NRLM's engagement with banks. The Memorandum of Understanding with Public Sector Banks and IDBI Bank has encouraged the development of dedicated enterprise-credit products for mature SHG women. Such products aim to facilitate individual enterprise loans with larger ticket sizes and more suitable repayment structures. The FY 2026-27 DAY-NRLM credit plan proposes a distinct focus on individual SHG-member financing, with a target of 13.52 lakh individual enterprise loans aggregating ₹13,516 crore and a proposed minimum loan size of ₹1.50 lakh per loan.

The **Jan Samarth Portal** can also support enterprise graduation by providing a common digital platform through which SHG members and rural entrepreneurs can identify eligible credit-linked schemes, assess eligibility and access institutional finance. The portal may facilitate linkages with MUDRA, PMEGP, agriculture infrastructure and other enterprise-support schemes.

The Government's proposed **SHE-MARTs**, announced in the Union Budget 2026-27, may provide an additional market-access channel for SHG enterprises. Envisaged as community-owned retail outlets operated by Cluster Level Federations, SHE-MARTs can provide SHG entrepreneurs with physical market space, product visibility, branding support and stronger consumer linkages.

5.5.2.2 NABARD initiatives

NABARD plays a significant role in strengthening enterprise capabilities among SHG members through capacity building, livelihood development, market support and institutional linkages. Its interventions are particularly important in helping SHG members progress from subsistence activities to more viable micro-enterprises.

The **Micro Enterprise Development Programme (MEDP)** supports SHG members through skill upgradation, entrepreneurship development and business-management training. It seeks to strengthen the ability of mature SHG members to establish or improve micro-enterprises by building technical skills, improving product quality and supporting business planning. During 2025-26, 5310 SHG members were trained through 172 MEDPs with grant assistance of ₹1.61 crore for equipping them with livelihood skills. Cumulatively, 6.28 lakh SHG members have been trained through 21,225 MEDPs with total grant support of ₹64.78 crore as on 31 March 2026.

The **Livelihood and Enterprise Development Programme (LEDP)** adopts a value-chain and cluster-based approach to enterprise promotion. It supports groups of SHG members in contiguous villages to undertake farm and non-farm livelihood activities, develop producer groups and improve access to production, processing, value addition and markets. This approach is particularly relevant for activities that require aggregation, common facilities, collective procurement and market coordination. During 2025-26, 9,672 SHG members were provided skill and entrepreneurship training through 112 LEDPs with an expenditure of ₹8.06 crore. As on 31 March 2026, 3.26 lakh SHG members have been supported through 2,593 LEDPs with grant support of ₹139.13 crore. The main activities included Handicrafts, Paintings, Tailoring, Fashion Designing and Embroidery, Food Processing and Value Addition, and Goat Farming/Goat Rearing.

The **m-Suwidha programme** - Microenterprises through Skill Upgradation for Women - is a flexible, Detailed Project Report-based intervention for SHG members seeking to establish enterprises at a larger scale. The programme supports end-to-end enterprise development through assessment of skill gaps, identification of suitable occupations, training through knowledge partners, enterprise strengthening, market tie-ups and facilitation of credit support from banks and financial institutions. As on date, ₹2.68 crore grant has been sanctioned for five projects in four states (two in Tamil Nadu, one each in Telangana, Assam and Andhra Pradesh) to strengthen the livelihood of 2300 SHG members of 09 districts.

NABARD's market-linkage initiatives also support SHG entrepreneurs by facilitating access to digital and physical markets. Through onboarding support for ONDC and other e-commerce platforms, SHG producers can improve product visibility, access customers beyond local markets and develop digital commerce capabilities. During FY 2025-26, NABARD-supported SHG sellers generated 1,583 orders through the MyStore page on ONDC, with a turnover of approximately ₹8.03 lakh.

The proposed **NABUnnati Kendras** are intended to function as local enterprise-support hubs by providing handholding for enterprise identification, business planning, statutory registration, credit facilitation, branding, digital onboarding and market linkage. The initiative has been launched as a pilot in six states, with the first centre sanctioned in East Khasi Hills district of Meghalaya.

NABARD's **RuTAGe Smart Village Centres** may also contribute to enterprise graduation by improving access to field-tested technologies, technical advisory, demonstrations and local enterprise opportunities. The centres are intended to connect rural households, SHGs, producer organisations, Panchayats and local institutions with technology providers, research organisations and start-ups across agriculture, renewable energy, water, sanitation, healthcare, education and other relevant sectors.

5.5.2.3 Sa-Dhan's initiative for women enterprise promotion in SHGs

Sa-Dhan has entered into an MOU with National Rural Livelihood Mission (NRLM) for working as a Technical Support agency for promotion of women enterprises among SHGs. This project is supported by Gates Foundation. Accordingly, Sa-Dhan has taken up 4 states viz. Assam, Chattisgarh, Jharkhand and West Bengal, where dedicated teams are placed to support the local SRLMs in training the Vitta Sakhis and mentors/ SRLM officials. The teams also liase with the banks in the states/ districts and help in credit linkage of the identified beneficiaries. The programme has made significant progress across its key objectives:

- **Enterprise Finance & Portfolio Quality:** Since inception, **1,85,305 SHG members** across the intervention states have been financed, with **₹2,04,374.69 lakh** in cumulative finance. Portfolio quality remains strong, with NPAs **below 0.5% in Assam and West Bengal, below 1% in Jharkhand, and below 2% in Chhattisgarh**.
- **Capacity Building: 12,604 participants** have been trained through new and refresher programmes, including **9,092 Vitta Sakhis** (7,228 new and 1,864 refresher) and **3,512 SRLM officials and other cadres**, including SRPs/NRPs (3,178 new and 334 refresher).
- **Bank Integration: 12 Public Sector Banks** have developed Business Rule Engines (BREs) to support digital appraisal and processing, while IELA has been integrated with **six PSBs - Canara Bank, Indian Bank, Indian Overseas Bank, Bank of India, Union Bank of India and Punjab National Bank**. Work is underway to expand integration to **RRBs through the Jan Setu framework**.
- **Evidence & Learning:** A **multi-state comparative study** has been initiated across **Andhra Pradesh, Tamil Nadu, Maharashtra, Rajasthan, Madhya Pradesh and Tripura** to examine the institutional, financial, community and socio-economic factors influencing women's access to, uptake and utilisation of individual enterprise finance, and identify practices that can strengthen enterprise finance outcomes.

Individual Enterprise Loan Application (IELA)

Sa-Dhan efforts to support the SRLMs have also resulted in developing a digital platform for the submission of the loan application to bank branches for their monitoring and tracking. Also, it provides a seamless way to get the loan application sanctioned in a shorter time. The application is built on the existing LokOS and JanSamarth portal and integrating them for smoother data flow and validations required by banks. The IELA was launched nationwide by the Hon'ble Union Minister for Agriculture and Rural Development Shri. Shivraj Singh Chouhan on 21 February 2026 and has been rolled out to the entire country for its adoption, following pilot testing and field validation. In the intervention states, 29,729 applications have been initiated, of which 16,477 have been submitted to banks and 2,649 sanctioned. The IELA architecture, workflow and system framework is provided as under:

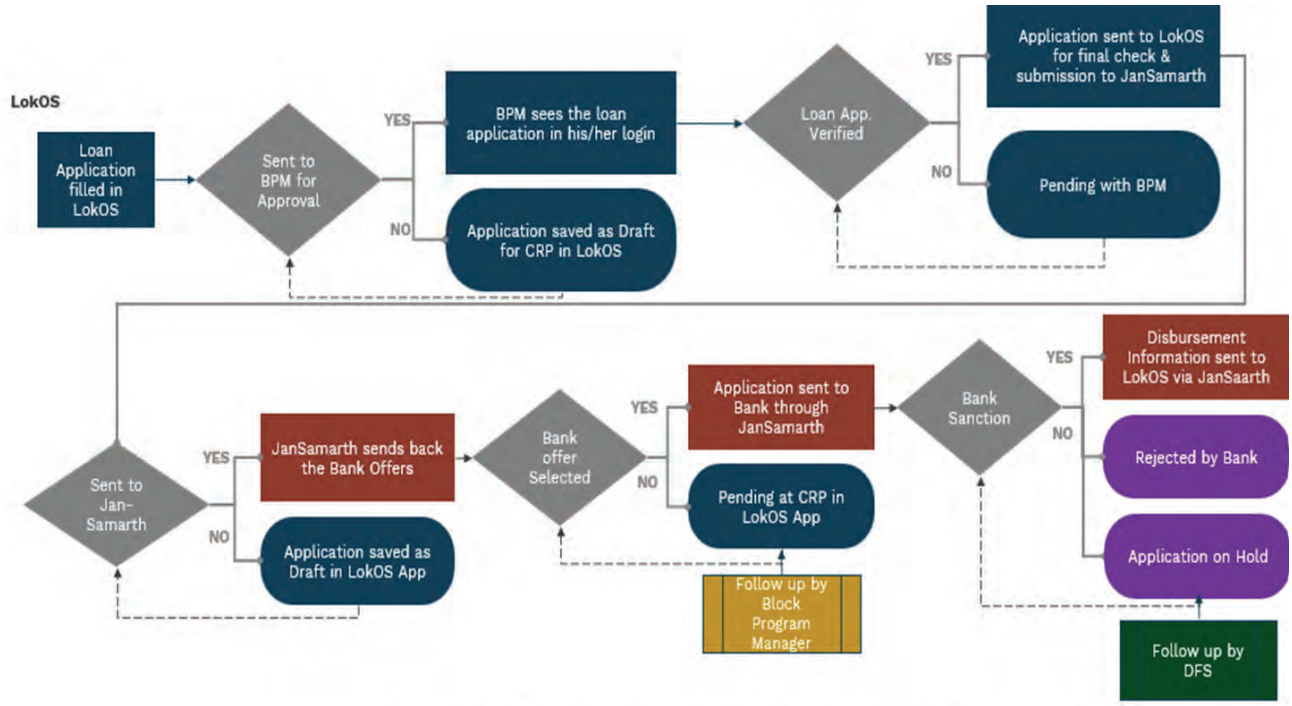

Framework of the Individual Enterprise Loan Application (IELA)

Conclusion

Together, these institutional initiatives demonstrate that enterprise graduation requires a combination of group-based financial inclusion, individual enterprise finance, skill development, incubation, market access, formalisation and technology support. The effectiveness of these interventions will depend on their ability to translate programme outreach into viable enterprises, sustained income growth, improved market participation and resilient livelihoods for SHG members.

Box 5.2: Sa-Dhan's Partnership with DAY-NRLM Enabling Formal Finance for Women-Led Enterprises

Sa-Dhan, with support from the Gates Foundation, is providing Technical Assistance to the National Rural Livelihoods Mission (DAY-NRLM) and select SRLMs to strengthen systems for individual enterprise financing for women emerging from the Self-Help Group (SHG) ecosystem. The Gates Foundation approved the project in November 2023, followed by a formal **MoU between Sa-Dhan and NRLM in March 2024.** Under the partnership, Sa-Dhan functions as the **Technical Support Agency (TSA)** for strengthening individual women enterprise financing systems.

The programme aims to facilitate access to finance for one million women entrepreneurs across **four states over five years**, while strengthening the institutional and community-level ecosystem required to support sustainable women-led enterprises. Sa-Dhan's direct intervention is being undertaken across **19 districts in four states, namely Assam, Chhattisgarh, Jharkhand and West Bengal**. These districts **cover approximately 5.09 lakh SHGs,** providing a focused platform for strengthening enterprise-financing systems within the SHG ecosystem.

Key Objectives

The programme is structured around the following key objectives:

- **Expand Enterprise Finance:** Contribute to DAY-NRLM's goal of enabling **1 million SHG women entrepreneurs** to access finance, supporting the **Lakhpati Didi vision** through sustainable, income-generating enterprises.
- **Strengthen Credit Linkages & Processes:** Work with **SRLMs, PSU banks and RRBs** to strengthen credit linkages, streamline loan processing and address operational bottlenecks.
- **Build Institutional Capacity:** Strengthen the capacity of **SRLM officials, Vitta Sakhis and frontline cadres** to facilitate enterprise financing and engage effectively with banks.
- **Enable Digital & Quality Credit:** Promote technology-enabled solutions such as **Individual Enterprise Loan Application (IELA)** to improve application, tracking and processing, while supporting sound credit appraisal and responsible lending.
- **Generate Evidence & Learning:** Document field experience, identify good practices and generate evidence to inform **policy, programme improvement and scale-up** of women-led enterprise financing.

Institutional Innovations & Sa-Dhan's Technical Support

As the **TSA**, Sa-Dhan supports DAY-NRLM and select SRLMs in strengthening the ecosystem for **scaled access to formal enterprise finance for women entrepreneurs**. Its support spans policy and process development, institutional capacity building, bank engagement, digital solutions and knowledge generation. Key initiatives include:

- **Vitta Sakhi and Mentor Policy Frameworks:** Supporting the development of structured frameworks to strengthen the cadre ecosystem and provide technical handholding.
- **CLF-based Enterprise Financing Model:** Supporting a community-led model to facilitate **small-ticket enterprise loans of up to ₹1 lakh** through Cluster Level Federations.
- **Udyam Gyan Learning Management System (LMS):** Developing a technology-enabled platform for continuous learning and capacity building.
- **Exposure Visits and Immersion Panchayats:** Facilitating enterprise learning, peer exchange and practical exposure to successful enterprise models.
- **Livestock Insurance and Financial Solutions:** Supporting access to relevant financial solutions to address enterprise-related risks and financing needs.
- **Bank and RRB Engagement:** Supporting engagement with **PSU banks and RRBs** through SLBC, DLRC, BLBC and branch/regional/zonal forums to address credit-related bottlenecks and strengthen enterprise financing.
- **Digital Credit Facilitation:** Supporting the development and refinement of **IELA** and the wider digital ecosystem for enterprise loan application, processing and tracking.
- **Knowledge, Evidence & Learning:** Generating evidence, documenting field experience and supporting learning for continuous programme improvement and scale-up.

Key Achievements

Beyond the financing, capacity-building, bank-integration and evidence-generation progress outlined in the chapter, the year's principal achievement was the operationalisation of digital credit facilitation at scale.

Digital Credit Facilitation: IELA was launched nationwide on 21 February 2026, following pilot testing and field validation. Across the intervention states, 29,729 applications have been initiated, 16,477 submitted to banks, and 2,649 sanctioned.

Way Forward

The next phase will focus on consolidating systems, strengthening digital and banking linkages, documenting outcomes and good practices, and supporting wider adoption of the enterprise-financing approach across the DAY-NRLM/SRLM ecosystem

Chapter 6

Financial Inclusion and Business Correspondent Model

6.1 Introduction

The Business Correspondent (BC) model has emerged as an important channel for extending formal financial services and credit to underserved households, small enterprises and remote communities. By combining the capital base, regulatory oversight and product capabilities of banks and other regulated lending institutions with the local presence and customer relationships of field-based entities, the model helps address the last-mile constraints of conventional branch-led banking.

The BC model was introduced as part of India's financial-inclusion efforts, with banks engaging intermediaries to provide basic banking and financial services in underserved areas. The Deepak Mohanty Committee[1] on Medium-Term Path to Financial Inclusion, constituted by the Reserve Bank of India in 2015, provided a more structured vision for the BC model and for technology-enabled, affordable and customer-centric financial inclusion. The Committee emphasised convenient access to a basket of formal financial products and services - including savings, remittance, credit, insurance and pension products - for low-income households, small farmers and marginal enterprises.

Initially developed to facilitate basic banking services such as account opening, deposits, withdrawals, remittances and government-benefit payments, the BC model has gradually expanded into credit-related activities. BC partners increasingly support customer sourcing, digital onboarding, KYC verification, borrower assessment, loan documentation, repayment collection, customer servicing and post-disbursement follow-up. For Micro Lending Institutions (MLIs), the model has become an important means of sustaining outreach while reducing reliance on own-balance-sheet funding.

The relevance of the BC model is reinforced by the National Strategy for Financial Inclusion 2025-30[2], which envisages universal and affordable access to a broad range of formal financial services, supported by technology, customer protection, financial literacy and strong last-mile delivery systems. The strategy recognises the importance of accessible banking touchpoints, including Business Correspondents, in deepening financial inclusion across geographies and population segments. The BC ecosystem is also undergoing rapid digitisation. At the same time, the increasing use of digital processes requires stronger safeguards against fraud, data misuse, customer exclusion, cyber risks and unsuitable lending.

This chapter reviews the progress of BC-led credit operations among MLIs during FY 2025-26. It examines trends in BC portfolio, borrower outreach, lender partnerships, and co-lending arrangements.

6.2 BC Model in Financial Inclusion and Credit Delivery

The evolution of the Business Correspondent model in India can be understood as a progression from a basic branchless-banking channel to a technology-enabled and risk-conscious credit-delivery ecosystem. The Traditional BC Model focuses on assisted banking services such as deposits, withdrawals, remittances, small-value credit support, insurance and pension services, with local presence and customer trust as key attributes (RBI, 2006[3]; RBI Working Group, 2006[4]). The Credit Facilitation Model extends the BC role to borrower sourcing, preliminary loan processing, documentation, customer awareness, repayment follow-up and collections, helping reduce information asymmetry between lenders and borrowers (Sinharay, 2024[5]). The Digital BC Model uses mobile applications, e-KYC, Aadhaar-enabled authentication, digital documentation, bureau checks, e-signatures, UPI-enabled payments and digital collections to improve speed, traceability and efficiency. However, it requires reliable connectivity, customer literacy, fraud controls and data protection (Kumar, Manickaraj and Kulkarni, 2022[6]). The Hybrid BC Model combines field-level customer engagement and assisted service delivery with digital sourcing, collections, supervision and audit, making it particularly relevant for rural and low-income customers who require both trust-based interaction and technology-enabled convenience (SIDBI, 2005[7]). The Resilient BC Model represents the next stage of the BC ecosystem, which combines outreach with governance, agent capability, lender oversight, customer protection, fraud prevention, data security, grievance redressal and business continuity. Its effectiveness should be assessed not only through portfolio growth, but also through customer outcomes, operational reliability and social impact (Goel, Bandara and Gable, 2023[8])

Figure 6.1: Evolution of the BC model in micro-lending

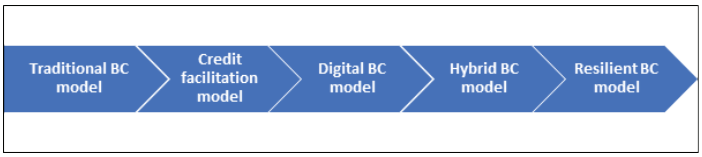

[1] https://m.rbi.org.in/scripts/PublicationReportDetails.aspx?ID=836
[2] https://www.rbi.org.in/commonman/Upload/English/Content/PDFs/English12052026.pdf
[3] RBI, 2006
[4] RBI Working Group, 2006
[5] EPW, 2024
[6] Kumar, N., Manickaraj, M., & Kulkarni, S. Advancing Digital Financial Inclusion by Leveraging Business Correspondent Model. India Banking and Finance Report, 159
[7] SIDBI, 2005
[8] Springer, 2023

6.3 Progress of BC-led Financial Inclusion

The BC channel has contributed to the expansion of banking access, digital payments and formal credit outreach across rural and semi-urban India. BC outlets complement bank branches by enabling customers to access financial services nearer to their homes, workplaces and communities.

The financial-inclusion landscape has also been shaped by UPI, Aadhaar-enabled payment services, digital identity infrastructure, Direct Benefit Transfer, mobile banking and assisted digital services. These developments create opportunities for BCs to help customers use formal accounts actively, access government benefits and develop digital financial capability.

The Reserve Bank of India's composite Financial Inclusion Index[9] (FI-Index), developed in consultation with key stakeholders including the Government of India, tracks the extent of financial inclusion across the country. Introduced in August 2021 for the financial year ending March 2021, the Index captures progress across three dimensions: Access, Usage and Quality. The FI-Index increased to 70.0 in March 2026, from 67.0 in March 2025, indicating continued improvement in the reach and usage of formal financial services, as well as the quality of service delivery. The improvement reinforces the need to strengthen the role of BCs as accessible and trusted last-mile service points, particularly for low-income households, women, small enterprises and customers in remote areas.

However, access to an account or a BC outlet alone does not ensure meaningful financial inclusion. The quality of inclusion depends on whether customers can use accounts regularly, receive timely financial services, understand product terms, access grievance redressal and avoid fraud or unsuitable borrowing

Table 6.1: Monitoring Progress of Financial Inclusion

Particulars	Dec-24	Dec-25	Change between Dec'24 & Dec'25
Number of Banking Outlets Manned by Bank's Own Staff - Branches	56,579*	1,70,189	1,13,610
Number of Banking Outlets Manned by Business Correspondents (Fixed Point BC Outlet)	NA	11,75,250	-
Basic Savings Bank Deposit Accounts (BSBDA - Total Number in lakh)	7,201	7,304	103
Out of Total Number of BSBDAs, Number of Female Account Holders (Number in lakh)	NA	4,024	-
BSBDA - Total (Amount in ₹crore)	3,04,715	3,45,477	40,762
Out of Total Amount in BSBDAs, Amount in Female Account Holders' Accounts (Amount in ₹crore)	NA	2,06,095	-
Overdraft (OD) Facility Availed in BSBDAs (Number in lakh)	45	32	-13
Out of Total, OD Facility Availed in BSBDAs by Females (Number in lakh)	NA	17	-
OD Facility Availed in BSBDAs (Amount in ₹crore)	548	414	-134
Out of Total, OD Facility Availed in BSBDAs by Females (Amount in ₹crore)	NA	193	-
Information and Communication Technology (ICT)- BC-Total Transactions (Number in lakh)	29,944	39,413	9,469
Out of Total ICT-BC Transactions, Transactions Undertaken by Female BC agents (Number in lakhs)	NA	6,920	-
ICT- BC-Total Transactions (Amount in ₹crore)	10,73,073	11,89,767	1,16,694
Out of Total ICT-BC Transactions, Transactions Undertaken by Female BC agents (Amount in ₹crore)	NA	2,31,285	-

Source: RBI Annual Report 2025-26

* Data are for banking outlet manned by bank's own staff (i.e., branches) in villages

6.4 MLIs as Business Correspondents: Trends in Credit Operations

MLIs have increasingly used BC arrangements to diversify funding sources, preserve last-mile credit outreach and leverage their field infrastructure. Under this arrangement, the regulated lender provides funding and retains responsibility for the credit exposure, while the MLI undertakes agreed sourcing, servicing and collection activities.

- The BC model offers several potential benefits to lenders and MLIs:
- Expansion of credit outreach without proportionate branch expansion
- Access to trained field teams and established borrower relationships
- Lower customer-acquisition and servicing costs
- Improved availability of local information for underwriting and monitoring
- Diversification of funding channels for MLIs
- Opportunity for banks and NBFCs to serve priority and underserved segments

[9] https://www.rbi.org.in/scripts/BS_PressReleaseDisplay.aspx?prid=63164

- Digital collection trails and more timely portfolio monitoring

At the same time, growth in BC-led lending must be accompanied by appropriate lender oversight, customer-protection safeguards, field-staff capability, technology controls and clear accountability for each stage of the lending journey.

Table 6.2: Trend in MLIs operating as Business Correspondents

Year	No. of Reporting MLIs excluding Banks & SFBs	No. of Reporting MLIs with BC operations	BC portfolio (in ₹ Crore)	BC borrowers (in Lakhs)	BC portfolio as % of total MLI portfolio	Growth in BC portfolio
FY 2021-22	213	77	30,517	101.20	23%	23%
FY 2022-23	213	81	38,617	114.23	21%	27%
FY 2023-24	217	104	54,416	145.39	21%	41%
FY 2024-25	203	90	53,287	129.61	22%	-2%
FY 2025-26	178	84	51,004	102.43	21%	-4%

The Business Correspondent model recorded strong growth between FY 2021-22 and FY 2023-24, with the BC portfolio as well as the number of MLIs operating through the BC model increasing, indicating the growing importance of BC arrangements as a funding-diversification and last-mile credit-delivery mechanism for MLIs.

The growth momentum, however, moderated in FY 2024-25 and reversed in FY 2025-26. The BC portfolio declined marginally by 2% in FY 2024-25, from ₹54,416 crore to ₹53,287 crore, before declining further by 4% to ₹51,004 crore in FY 2025-26. The BC portfolio as a proportion of the total MLI portfolio also reduced from 22% in FY 2024-25 to 21% in FY 2025-26. The decline in the BC portfolio should be viewed in the context of the wider microfinance-sector correction during FY 2025-26. Over the preceding quarters, lenders adopted more cautious growth strategies in response to elevated repayment stress, increased delinquency, borrower over-leverage concerns and the need to strengthen underwriting and collection practices. Loan portfolios were rationalised, fresh disbursements were moderated in certain geographies and lenders focused on improving the quality of their existing portfolios rather than pursuing rapid expansion. At the sectoral level, the microfinance sector experienced a significant contraction during FY 2025-26. The borrower base under the BC model also declined from 129.61 lakh borrowers in FY 2024-25 to 102.43 lakh borrowers in FY 2025-26. This represents a reduction of 27.18 lakh borrowers, or around 21%. The sharper decline in borrower numbers relative to the decline in portfolio suggests that lenders and BC partners may have reduced lower-ticket or marginal borrower exposures, tightened borrower-selection criteria, curtailed lending in higher-risk geographies, and focused on servicing relatively stronger or more established customer segments.

As against 203 MLIs reported their data in FY 2024-25, only 178 MLIs have reported their data in FY 2025-26. As a result, there has been reduction in the number of MLIs with BC operation, the number declining from 90 to 84. Therefore, the year-on-year movement in BC portfolio reflects both the sector-wide moderation in lending activity and the change in the reporting universe. Notwithstanding the decline, BC arrangements continued to account for a substantial share of managed credit operations. As of 31 March 2026, the BC portfolio of 84 MLIs engaged in BC operations stood at ₹51,004 crore. This represented approximately 70% of the total reported off-balance-sheet portfolio of ₹ 73,027 crore across 178 reporting MLIs. This indicates that BC-led lending remained the predominant off-balance-sheet portfolio model for reporting MLIs, despite the broader slowdown in microfinance lending.

Figure 6.2: Trend in BC portfolio

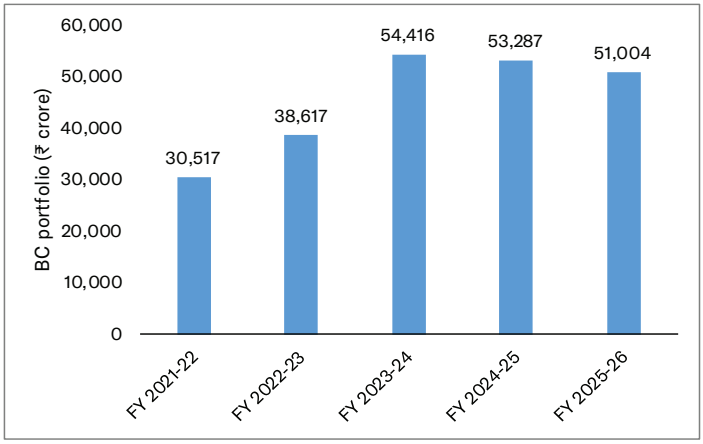

Figure 6.3: Trend of BC portfolio as a share of total MLI portfolio

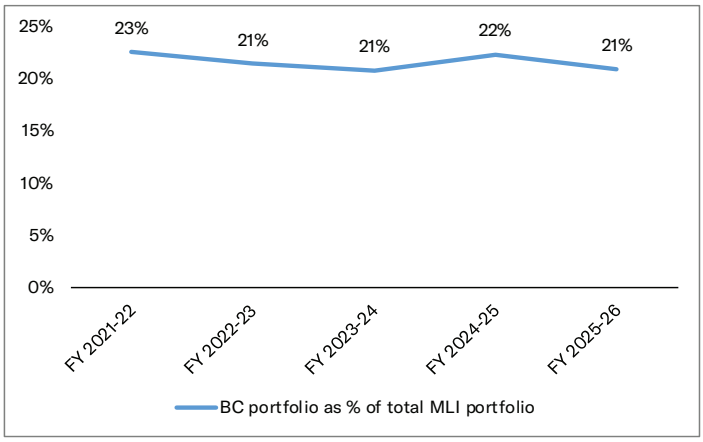

The FY 2025-26 trend therefore reflects a transition from expansion-led BC growth towards a more cautious and risk-sensitive operating environment. Going forward, the BC model is likely to remain important for banks, NBFCs and MLIs seeking to maintain last-mile outreach. However, future growth will depend on stronger borrower assessment, responsible lending practices, effective collection and servicing systems, improved lender oversight, digital controls, field-staff capacity and robust customer-protection mechanisms.

6.5 Composition of BC Portfolio and Portfolio Concentration

The composition of the BC portfolio provides insight into the institutional structure, concentration and partnership dynamics of BC-led credit operations. While the aggregate portfolio indicates the overall scale of the model, a legal-form-wise analysis helps identify the types of MLIs participating in BC arrangements and the relative size of their managed portfolios. It also indicates whether BC-led lending is dispersed across a broad set of institutions or concentrated among a limited number of large MLIs.

Table 6.3: Legal Form-wise distribution of BC portfolio as of 31 March 2026

Legal form of MLI	Number of lending partners	Number of MLIs engaged in BC Operation	BC portfolio (in ₹ Crore)	Share in total BC portfolio
NBFC-MFIs	111	44	6,949	14%
NBFCs	30	11	506	1%
Private Limited Companies	64	15	14,690	29%
Section 8 Companies	13	6	212	0.41%
Others (Trusts / Societies)	15	8	28,647	56%
Total	**233***	**84**	**51,004**	**100%**

* Cumulative MLI-lender relationships and not unique Banks/FIs

As of 31 March 2026, the BC portfolio of 84 reporting MLIs stood at ₹51,004crore. Trusts and societies accounted for the largest share of the portfolio at ₹28,647 crore, representing 56% of the total BC portfolio, despite comprising only eight MLIs. However, this category-level share is substantially influenced by one trust, whose entire GLP of ₹28,551 crore is reported under the BC model. Therefore, the high share of trusts and societies should not be interpreted as reflecting broad-based BC operations across institutions under this legal form.

Excluding this single trust, the BC portfolio of the remaining 83 reporting MLIs stands at ₹22,453 crore. Within this adjusted portfolio, private limited companies account for the largest share at ₹14,690 crore, or around 65%, followed by NBFC-MFIs at ₹6,949 crore, or around 31%. Thus, excluding the exceptionally large trust, the BC ecosystem is primarily driven by private limited companies and NBFC-MFIs, which together account for around 96% of the adjusted BC portfolio. NBFC-MFIs demonstrate the widest participation in the BC ecosystem, with 44 NBFC-MFIs reporting 111 lender engagements. Their relatively lower portfolio share, despite their larger number, indicates that BC operations among NBFC-MFIs are more dispersed across institutions and lender partnerships. The 233 lender engagements reported in the Table 6.3 represent cumulative MLI-lender BC relationships and should not be construed as the number of unique Banks/FIs. The same lender may have BC arrangements with multiple MLIs and is therefore counted separately for each such engagement. Table 6.4 presents the Bank/Financial Institution-wise distribution of lending partners engaged with MLIs under BC arrangements.

Table 6.4: Banks/Financial Institutions-wise data on lending partners in BC Engagement with MLIs as of 31 March 2026

Sl. No.	Name of the Bank (Commercial Banks, Small Finance Banks, Regional Rural Banks, Cooperative Banks)	Number of MLIs engaged in BC Operation	Number of Loan Accounts (in lakhs)	Loan Portfolio (in ₹ Crore)
1	AU Small Finance Bank	5	0.77	180
2	Axis Bank Ltd.	3	0.52	120
3	Bank of Baroda	1	10.52	7,216
4	Bank of Maharashtra	1	3.12	2,140
5	Canara Bank	1	0.0036	3
6	CSB Bank Ltd.	10	0.49	115
7	DCB Bank Ltd.	4	1.15	317
8	Equitas Small Finance Bank	1	0.56	89
9	ESAF Small Finance Bank	15	6.92	3,648
10	Federal Bank Ltd.	15	6.01	1,952
11	ICICI Bank Ltd.	2	0.44	167
12	IDBI Bank Ltd.	12	7.19	4,664
13	IDFC First Bank Ltd.	3	0.11	41
14	IndusInd Bank Ltd.	1	1.08	275
15	Jana Small Finance Bank	15	2.83	793
16	Karnataka Bank Ltd.	1	2.05	1,406
17	Karnataka Grameena Bank	1	6.37	4,367
18	Karur Vysya Bank Ltd.	1	0.4	81
19	Kotak Mahindra Bank Ltd.	3	17.75	6,384
20	Panipat Urban Co-operative Bank	1	0.07	29
21	Progressive Co-op Bank Ltd.	1	0.0027	0.14
22	RBL Bank	1	1.26	367
23	Shivalik Small Finance Bank	2	1.17	363
24	South Indian Bank Ltd.	1	0.54	175
25	State Bank of India	2	13.91	9,496
26	Suryoday Small Finance Bank	2	0.79	290
27	Ujjivan Small Finance Bank	1	0.02	3
28	Unity Small Finance Bank	2	0.32	126
29	Utkarsh Small Finance Bank	5	0.56	208
30	YES Bank Ltd.	6	3.63	1,138

Sl. No.	Name of the Financial Institution (All-India Financial Institutions, NBFCs, NBFC-MFIs, Housing Finance Companies, Fintechs, cooperative credit societies)	Number of MLIs engaged in BC Operation	Number of Loan Accounts (in lakhs)	Loan Portfolio (in ₹ Crore)
31	Asha Vaibhav Co-op Credit Society	1	0.01	1
32	Aajivika Finance Ltd.	1	0.02	6
33	Ananya Finance for Inclusive Growth Pvt. Ltd.	2	0.04	9
34	Annapurna Finance Pvt. Ltd.	1	0.02	2
35	Arohan Financial Services Ltd.	4	0.22	61
36	Arthmate Financing India Pvt. Ltd.	3	0.01	1
37	Avanti Finance Pvt. Ltd.	20	2.46	577
38	Caspian Impact Investments Adviser Pvt. Ltd.	2	0.48	154
39	Electronica Finance Ltd.	1	0.01	2
40	Finaleap Finserv Pvt. Ltd.	1	0.0006	0.03
41	Finstars Capital Ltd.	1	0.0035	1
42	Gosree Finance Ltd.	1	0.0025	0.17
43	Godavari Urban Multistate Credit Co-operative Society	1	0.23	77
44	Grow Money Capital Pvt. Ltd.	2	0.05	18
45	Hinduja Leyland Finance	1	0.43	155
46	IIFL Finance Ltd.	1	0.83	1,037
47	Kaleidofin Capital Pvt. Ltd.	3	0.07	15
48	MAS Financial Services Ltd.	6	0.23	104
49	Maxemo Capital Services Pvt. Ltd.	1	0.001	1
50	Monexo Fintech Pvt. Ltd.	6	0.17	41
51	Muthoot Finance Ltd.	1	0.02	7
52	NABARD Financial Services Ltd. (NABFINS)	1	0.0036	3
53	North Eastern Development Finance Corporation Ltd.	4	0.13	84
54	Northern Arc Capital Ltd.	3	0.52	133
55	Nutan Ekta Credit Co-op Society	1	0.0035	0.47
56	Piramal Capital & Housing Finance Ltd.	1	1.77	474
57	Piramal Finance Ltd.	2	0.4	103
58	Pushpak Financial Services Pvt. Ltd.	1	0.07	25
59	Real Touch Finance Ltd.	1	0.01	1
60	Richmax Finvest Pvt. Ltd.	1	0.0024	0.0001
61	RupeeCircle	1	0.0027	0.25
62	Samunnati Finance Pvt. Ltd.	4	0.04	6
63	Save Financials Services Pvt. Ltd.	1	0.0018	11
64	Sahayog Multistate Credit Co-operative Society Ltd.	1	0.03	10
65	Shri Padmavati Mata Multi State Co-op Society	1	0.0027	0.15
66	Shri Venkatesh Multi State Co-op Society	1	0.0023	0.14
67	Shriram Finance Ltd.	1	0.0006	1
68	SIDBI	16	0.9	905
69	Sub-K IMPACT Solutions Ltd.	1	2.49	735
70	UGRO Capital Ltd.	1	0.02	44
71	Usha Financial Services Pvt. Ltd.	1	0.01	1
72	Utkarsh Co-operative Credit Society Ltd.	1	0.0005	0.15
73	Vivriti Capital Ltd.	1	0.003	6
74	Venkatesha Multi State Co-op Society	1	0.002	0.13
75	Others	7	0.18	58
Total		**233**	**102.43**	**51,004**

Table 6.5: Distribution of MLIs by number of BC lending partners

Number of lending partners	Number of MLIs engaged in BC Operation	Share of MLIs	BC portfolio (₹ crore)	Share of BC portfolio
One	37	44%	9,284	18%
Two	8	10%	606	1%
Three to Five	32	38%	7,774	15%
Six to Ten*	6	7%	30,770	60%
More than 10	1	1%	2,570	5%
Grand Total	**84**	**100%**	**51,004**	**100%**

* The BC portfolio under the six-to-ten lender category is substantially influenced by one trust with six lending partners and a BC portfolio of ₹28,551 crore.

As of 31 March 2026, 84 reporting MLIs were engaged in BC arrangements with one or more lending partners. Of these, 37 MLIs, representing 44% of the total, had an exclusive BC arrangement with one lender. These entities managed a combined BC portfolio of ₹9,284 crore, accounting for 18% of the total BC portfolio. A further eight MLIs were associated with two lenders, while 32 MLIs, or 38% of reporting MLIs, had partnerships with three to five lenders and managed a BC portfolio of ₹7,774 crore.

Overall, 47 MLIs, representing 56% of reporting MLIs, had BC arrangements with more than one lender. These multi-lender or hybrid BC entities accounted for ₹41,720 crore, or 82% of the aggregate BC portfolio, indicating the importance of diversified lender partnerships in BC-led credit delivery and reflecting their greater role in diversified, large-scale BC operations.

6.6 Portfolio under Co-Lending Model

Co-lending has emerged as an important partnership model through which banks and NBFCs can jointly fund loans while leveraging the sourcing, underwriting and servicing capabilities of partner institutions. In the microfinance ecosystem, co-lending may help improve access to lower-cost funding while ensuring that both partners retain a financial interest in the loan.

The RBI's Co-Lending Arrangements Directions, 2025 became applicable from 1 January 2026 require each regulated entity to retain at least 10% of each loan under a co-lending arrangement, require a blended interest rate for the borrower, and require the respective loan shares to be reflected in both lenders' books no later than 15 calendar days after disbursement.

Table 6.6: Co-lending portfolio of MLIs

Legal Form	No. of MLIs engaged in Co-lending	Name of Banks/FIs in Co-lending Arrangement with MLIs	Total Portfolio under Co-lending Model (in ₹ Crore)	Out of Total, Co-lending share of Banks/FIs (in ₹ Crore)	Out of Total, Co-lending share MLI (in ₹ Crore) as of 31 March 2026
NBFC-MFI	9	SIDBI, Axis Bank Ltd, State Bank of India, Karnataka Bank Ltd., Federal Bank Ltd., Canara Bank, Punjab National Bank, Indian Overseas Bank, MAS Financial Services Ltd., Piramal Finance Ltd.,	1,367	1,091	276
NBFC	2	HDFC Bank, MAS Financial Services Ltd., Kisetsu Saison Finance Pvt. Ltd., Federal Bank Ltd., State Bank of India	426	340	85
Total	**11**		**1,792**	**1,431**	**361**

The co-lending portfolio reported as of 31 March 2026 stood at ₹1,792 crore, involving 11 MLIs-nine NBFC-MFIs and two NBFCs. Of the total co-lending portfolio, NBFC-MFIs accounted for ₹1,367 crore, or about 76%, while the two NBFCs accounted for ₹426 crore, or about 24%. The arrangement involved a mix of public-sector banks, private-sector banks, SIDBI and NBFCs. Banks/FIs funded ₹1,431 crore, representing nearly 80% of the total co-lending portfolio, while the participating MLIs retained ₹361 crore, or about 20%, on their own books. The portfolio reflects the growing role of co-lending as a mechanism through which MLIs can access larger and relatively lower-cost funding pools while retaining a meaningful share of credit risk and responsibility for last-mile customer servicing.

Conclusion

The Business Correspondent model remains a critical bridge between regulated financial institutions and underserved customers. Its relevance has increased as lenders seek efficient and resilient means of providing last-mile credit while MLIs seek diversified partnership and funding models. The FY 2025-26 experience demonstrates that the BC model must evolve beyond a narrow focus on sourcing and collection towards a more accountable framework of responsible credit delivery, customer support, digital security and risk management.

A sustainable BC ecosystem will require collaboration among banks, Small Finance Banks, NBFCs, MLIs, technology partners, regulators and industry associations. The next phase of progress should be measured not only by the size of the BC portfolio or the number of partnerships, but also by the quality of customer outcomes, transparency of lending practices, operational resilience and contribution to inclusive financial development.

Box 6.1: Building a Resilient, Responsible and Technology-Enabled Microfinance Ecosystem

Muthoot Microfin Ltd (MML) is leveraging technology, digital innovation and robust governance frameworks to strengthen responsible lending, customer protection, operational resilience, efficiency and financial inclusion. Its approach combines technology and AI with human oversight, cybersecurity controls, employee capability and customer empowerment.

Cybersecurity & Operational Resilience

MML has strengthened its cybersecurity and operational risk framework through risk-based governance aligned with ISO/ISMS standards. Employee awareness programmes, phishing simulations, disaster recovery drills, incident-response mechanisms, third-party risk management and Continuous Threat Exposure Management (CTEM) support proactive identification and mitigation of emerging risks. These measures are aimed at strengthening business continuity, protecting critical systems and enhancing resilience against operational and cyber threats.

Technology-Enabled Lending & Operations

MML uses e-KYC, Face Match, e-Sign, customised credit scorecards, propensity models and digital applications to create a secure, efficient and largely paperless customer journey. An independent Credit Vertical strengthens governance by maintaining separation between credit decisions and business operations. AI-enabled underwriting for Individual and MSME loans analyses voice, images and documents to improve the consistency, speed, documentation and auditability of credit assessment, while retaining appropriate human oversight in decision-making.

Technology is also being used to improve operational efficiency, standardise processes and strengthen the quality and traceability of credit decisions across the lending lifecycle.

Digital Payments & Customer Empowerment

MML's digital ecosystem integrates digital KYC, electronic documentation, digital signing and UPI-based payments, enabling customers to access services through more convenient and transparent channels. UPI-enabled collections are supporting greater adoption of digital repayments, improving transaction transparency and efficiency while reducing cash-handling risks. Its customer application enables customers to independently access financial information and undertake transactions, thereby promoting digital literacy, transparency, convenience and customer empowerment. The increased use of digital channels also supports better transaction records and reduces dependence on manual processes.

Data Privacy & Employee Capability

MML is strengthening data privacy and information security through cybersecurity controls, employee awareness initiatives and adherence to internal policies and compliance requirements. Given the increasing use of digital platforms and customer data, these measures are important for protecting sensitive information and maintaining customer trust.

Its evolving AI learning platform provides continuous digital training and AI-enabled support to field employees on customer protection, code of conduct, AML, cybersecurity, data privacy, grievance redressal and regulatory compliance. This enables employees to access relevant knowledge and guidance while strengthening awareness of responsible conduct and customer-centric practices.

Overall Impact

These initiatives reflect MML's approach to responsible digital transformation, where technology and AI are supported by strong governance, human oversight, cybersecurity, data protection and continuous employee capability building. Together, these measures contribute to a more resilient, secure, efficient, inclusive and customer-centric microfinance ecosystem, while supporting responsible growth and improved customer experience.

Courtesy: Muthoot Microfin Ltd (MML)

Annexure I

State/UT wise Presence of Different MLIs, Commercial Banks, UCB, and SFBs

Name of State(s)/UT(s)	Name of the MLIs, Commercial Banks, UCB, and SFBs having operations in the State/UT	No. of MLIs having operations in the State/UT	No. of Banks/UCB/SFBs having operations in the State/UT
Andaman & Nicobar Islands (AN)	Asirvad, BWDA Finance.	2	0
Andhra Pradesh (AP)	Annapurna Finance, Asirvad, AU SFB, Avanti Finance, Bajaj Finance, Bandhan Bank, Belstar, BSS Sonata, BWDA Finance, CreditAccess, Dvara KGFS, ESAF SFB, Federal Bank, Finsigma, Fusion, IDF, IIFL Samasta, Midland, Navachetana Livelihoods, Jana SFB, L&T Finance, Magalir, Muthoot, NABFINS, NOCPL, PAFT Inclusive, **RASS**, REPCO, Sanghamithra, Satin, Satya, SIF, Sindhuja, Spandana, Unity SFB, Utkarsh SFB.	29	7
Arunachal Pradesh (AR)	Avanti Finance, GDFPL, IIFL Samasta, Nightingale, Satin, Svatantra.	6	0
Assam (AS)	**Ajagar**, Annapurna Finance, Arohan, ASA International India, Asirvad, Avanti Finance, Avanti Microfinance, Bandhan Bank, DJT Microfinance, ESAF SFB, Fusion, **GDFPL**, IIFL Samasta, Jagaran, Jana SFB, Janakalyan, L&T Finance, Midland, Muthoot, NABFINS, **Nightingale**, NOCPL, **Prochesta**, Sarala, Satin, **Satra**, Satya, Svatantra, Ujjivan SFB, **UNACCO**, Uttrayan, Vector, Vedika, VFS Capital, YVU Financial.	31	4
Bihar (BR)	**ACFL, Ahilya Gramin**, Annapurna Finance, Arohan, Asirvad, AU SFB, Avanti Finance, Avanti Microfinance, Bajaj Finance, Bandhan Bank, Belstar, BSS Sonata, Cashpor, **CDOT**, CreditAccess, **CPSL**, Dhosa Fincare, Digamber, DJT Microfinance, Dvara KGFS, ESAF SFB, Federal Bank, FCSL, Fusion, Grameen Shakti, ICICI Bank, IIFL Samasta, Jagaran, Jana SFB, Janakalyan, L&T Finance, Midland, Mitrata, Muthoot, NABFINS, Namra, NBJK, NEED, NOCPL, P.A. Securities, Palli Pragoti, Pahal, Pragati Finserv, Prayas, Prayatna, **Sahyog**, Samavesh, Sampurna Financial, Samvedna, Sarala, Satin, Satya, Save Microfinance, **SEED Capital**, Servitium, Share Microfin, SIF, Sindhuja, Spandana, Srifin, Sugmya, Svamaan, Svatantra, Swabhimaan, Swastik Finance, Ujjivan SFB, Unity SFB, Utkarsh SFB, Uttrayan, Vedika, VFS Capital, WeGrow Financial, Zylo Micro Care.	64	9
Chandigarh (CH)	Asirvad, Jana SFB, L&T Finance, Satya, Ujjivan SFB.	3	2
Chhattisgarh (CG)	Annapurna Finance, Arohan, Asirvad, AU SFB, Avanti Finance, **Aviral**, Bandhan Bank, Bank of India, Belstar, BSS Sonata, Cashpor, CreditAccess, Dvara KGFS, Equitas SFB, ESAF SFB, Federal Bank, Fusion, GU Finance, ICICI Bank, IIFL Samasta, Jana SFB, Kamal Fincap, L&T Finance, Midland, Muthoot, NABFINS, Pahal, Pragati Finserv, Prayatna, Satin, Satya, Save Financial, Save Microfinance, Share Microfin, Sindhuja, Spandana, Suryoday SFB, Svamaan, Svasti, Svatantra, Swabhimaan, Ujjivan SFB, Unity SFB, Utkarsh SFB, VisionFund, Vector, VFS Capital.	35	12
Dadra and Nagar Haveli and Daman and Diu (DNHDD)	Bandhan Bank	0	1
Delhi (DL)	Avanti Finance, Bandhan Bank, Belstar, ESAF SFB, Federal Bank, **Fusion**, Jana SFB, **P.A. Securities**, Satin, **Satya, Shikhar Urban**, Ujjivan SFB, Utkarsh SFB, **Zylo Micro Care**.	8	6
Goa (GA)	Annapurna Finance, Asirvad, Bandhan Bank, CreditAccess, IDF, IIFL Samasta, Jana SFB, NABFINS, Pahal, Satin, Satya, Share Microfin, Svasti, Spandana, Ujjivan SFB.	12	3
Gujarat (GJ)	Annapurna Finance, Arohan, Asirvad, AU SFB, Avanti Finance, Bajaj Finance, Bandhan Bank, Belstar, BSS Sonata, **Ceejay**, CreditAccess, Equitas SFB, ESAF SFB, Federal Bank, Fusion, Hindusthan, IIFL Samasta, Jana SFB, L&T Finance, **Light**, MPower, Midland, Muthoot, NABFINS, **Namra**, NOCPL, **Pahal, Prayas**, Satin, Satya, **SEWA Bank, Shroff**, SIF, Sindhuja, Spandana, Suryoday SFB, Svasti, Svatantra, **The Saath**, UFin Financial, Ujjivan SFB, Unity SFB, Unnatti Finserv, VFS Capital.	34	10

Name of State(s)/UT(s)	Name of the MLIs, Commercial Banks, UCB, and SFBs having operations in the State/UT	No. of MLIs having operations in the State/UT	No. of Banks/UCB/SFBs having operations in the State/UT
Haryana (HR)	Annapurna Finance, Arohan, Asirvad, AU SFB, Avanti Finance, Avanti Microfinance, Bandhan Bank, Belstar, BSS Sonata, Digamber, DIMC, Dvara KGFS, Equitas SFB, ESAF SFB, Federal Bank, Fusion, Humana, IIFL Samasta, Jana SFB, Kamal Fincap, L&T Finance, Light, Magenta, Midland, **Mitrata**, Muthoot, Namra, NOCPL, P.A. Securities, Pahal, Samavesh, **Satin**, Satya, Save Microfinance, Shikhar Urban, Sindhuja, Spandana, Sugmya, Svamaan, Svatantra, Swabhimaan, Swastik Finance, Ujjivan SFB, Unity SFB, Utkarsh SFB, VFS Capital.	37	9
Himachal Pradesh (HP)	Annapurna Finance, Avanti Finance, Avanti Microfinance, Bandhan Bank, Bank of India, Digamber, DIMC, Fusion, Light, Midland, Muthoot, Satin, Satya, Spandana, Swastik Finance, Ujjivan SFB, Utkarsh SFB.	13	4
Jammu & Kashmir (JK)	Digamber, Fusion, Midland, Satin, Satya.	5	0
Jharkhand (JH)	ACFL, Annapurna Finance, Arohan, Asirvad, Avanti Finance, Avanti Microfinance, Aviral, Bajaj Finance, Bandhan Bank, Belstar, BSS Sonata, Cashpor, CreditAccess, Dvara KGFS, ESAF SFB, Federal Bank, Fusion, Grameen Shakti, ICICI Bank, IIFL Samasta, Jagaran, Jana SFB, Janakalyan, Kamal Fincap, L&T Finance, Light, Midland, Muthoot, NABFINS, Namra, **NBJK**, Pragati Finserv, Prayatna, Samavesh, Sampurna Financial, Sarala, Satin, Satya, Save Financial, Save Microfinance, Share Microfin, Sindhuja, Spandana, Srifin, Sugmya, Svamaan, Svatantra, Swabhimaan, Ujjivan SFB, Unity SFB, Utkarsh SFB, Uttrayan, **Vedika**, VFS Capital.	46	8
Karnataka (KA)	Agora, Annapurna Finance, Arohan, Asirvad, AU SFB, **Avanti Finance, Avanti Microfinance**, Bajaj Finance, Bandhan Bank, Belstar, **BSS Sonata**, BWDA Finance, **CreditAccess**, Dvara KGFS, Equitas SFB, ESAF SFB, Federal Bank, Fusion, Hindusthan, **IDF, IIFL Samasta, Jana SFB**, JMJ Microfin, Karur Vysya Bank, L&T Finance, Muthoot, **NABFINS**, Namra, **Navachetana Livelihoods**, NOCPL, **Opportunity Microfinance**, Pahal, PAFT Inclusive, Pragati Finserv, REPCO, **Rors**, **Sanghamithra**, Satin, Satya, **Save Financial**, Save Microfinance, Share Microfin, SIF, **SKDRDP**, **Shree Marikamba**, Spandana, Srifin, Sugmya, Suryoday SFB, **Sushravya**, Svamaan, Svatantra, **Ujjivan SFB**, Unity SFB, Utkarsh SFB.	44	11
Keralam (KL)	**Asirvad**, AU SFB, Avanti Finance, Belstar, BWDA Finance, CreditAccess, **Dora Trust, ESAF SFB, Federal Bank, FREED**, IIFL Samasta, **Janashree**, JMJ Microfin, Karur Vysya Bank, **Keshava Prabha Microfin**, L&T Finance, **Life Foundation**, Magalir, **MIG**, Muthoot, NABFINS, **NIDS**, NOCPL, Pragati Finserv, REPCO, Sanghamithra, **Sahrudaya Wesco**, Satin, Satya, Save Financial, Save Microfinance, Share Microfin, **SICL**, SKDRDP, Sree Annai Meenashi, Spandana, Svatantra, UFin Financial, Ujjivan SFB, Unity SFB, **Vanchinad**, Velicham, Virutcham, VisionFund.	38	6
Madhya Pradesh (MP)	Annapurna Finance, **Aparajita,** Arohan, Asirvad, AU SFB, Avanti Finance, Avanti Microfinance, Aviral, Bandhan Bank, Bank of India, Belstar, BSS Sonata, Cashpor, CreditAccess, Digamber, Equitas SFB, ESAF SFB, Federal Bank, Fusion, Hindusthan, IIFL Samasta, Jana SFB, **Jigyasa**, Kamal Fincap, L&T Finance, Light, Midland, Mitrata, Muthoot, NABFINS, Namra, NOCPL, P.A. Securities, Pahal, Pragati Finserv, Pratyancha, Prayas, Prayatna, Samavesh, Satin, Satya, Save Financial, Save Microfinance, SELF, Sharan Welfare, **Share Microfin**, SIF, Sindhuja, Spandana, Sugmya, Suryoday SFB, Svamaan, Svasti, Svatantra, Swabhimaan, UFin Financial, Ujjivan SFB, Unity SFB, Utkarsh SFB, Vector, VFS Capital.	50	11
Maharashtra (MH)	**Aarthsiddhi, Agora, Anik**, Annapurna Finance, **Annapurna Mahila**, Arohan, Asirvad, AU SFB, Avanti Finance, Avanti Microfinance, **Bajaj Finance**, Bandhan Bank, **Bank of India**, Belstar, BSS Sonata, CreditAccess, Equitas SFB, ESAF SFB, Federal Bank, **Fingel**, Fusion, **GMSS, Hindusthan**, IDF, IIFL Samasta, Jana SFB, **Jivanshakti**, Kamal Fincap, **LOLC India**, **L&T Finance**, Midland, **MPower, Muthoot**, NABFINS, Namra, **NOCPL**, Pahal, Pratyancha, **Sahara Gramin Mahila, Samruddhi, Sankalp Gramin Mahila**, Sanghamithra, Satin, Satya, SELF, Share Microfin, SIF, Sindhuja, Spandana, **Streeshakti Gramin Mahila, Suryoday SFB, Svamaan, Svasti, Svatantra, Tuvis Foundation**, Ujjivan SFB, **Unity SFB, Unnatti Finserv**, Utkarsh SFB, Velicham, Worth-Rich.	50	11

Name of State(s)/UT(s)	Name of the MLIs, Commercial Banks, UCB, and SFBs having operations in the State/UT	No. of MLIs having operations in the State/UT	No. of Banks/UCB/SFBs having operations in the State/UT
Manipur (MN)	Avanti Finance, Avanti Microfinance, Bandhan Bank, **Chanura**, LaRaksha, LaRaksha Impact, **Leima, SEAT, SEVA**, UNACCO, **YVU Financial**.	10	1
Meghalaya (ML)	Annapurna Finance, Avanti Finance, Bandhan Bank, GDFPL, Jana SFB, Nightingale, Satin, Ujjivan SFB, UNACCO, Uttrayan, VFS Capital.	8	3
Mizoram (MZ)	Avanti Finance, Bandhan Bank, GDFPL, Nightingale, Satin, UNACCO.	5	1
Nagaland (NL)	Avanti Finance, Bandhan Bank, GDFPL, Satin.	3	1
Odisha (OD)	**Annapurna Finance**, Arohan, ASA International India, Asirvad, AU SFB, Avanti Finance, Aviral, Bajaj Finance, Bandhan Bank, Belstar, BSS Sonata, BWDA Finance, Cashpor, CreditAccess, Dvara KGFS, ESAF SFB, Federal Bank, Fusion, Grameen Shakti, **GU Finance**, IIFL Samasta, Jagaran, Jana SFB, Janakalyan, L&T Finance, Light, Midland, Muthoot, NABFINS, NOCPL, Pahal, Sampurna Financial, Satin, Satya, Save Financial, Save Microfinance, SEED Capital, Share Microfin, Sindhuja, Spandana, Sugmya, Suryoday SFB, Svamaan, Svatantra, Ujjivan SFB, Unity SFB, Utkarsh SFB, Uttrayan, Vector, Vedika, VFS Capital.	42	9
Puducherry (PY)	Asirvad, AU SFB, Bandhan Bank, Bank of India, Belstar, BWDA Finance, BWDC, CreditAccess, Equitas SFB, ESAF SFB, Federal Bank, Finsigma, Fusion, IIFL Samasta, Jana SFB, L&T Finance, Muthoot, NABFINS, NOCPL, Pahal, PAFT Inclusive, Pragati Finserv, REPCO, Satin, Satya, Save Financial, Save Microfinance, Spandana, Suryoday SFB, UFin Financial, Ujjivan SFB, Valar, Velicham, Virutcham, VisionFund, Vivardhana.	27	9
Punjab (PB)	Annapurna Finance, Asirvad, AU SFB, Bandhan Bank, Belstar, Dvara KGFS, Equitas SFB, Fusion, IIFL Samasta, Jana SFB, Kamal Fincap, L&T Finance, Magenta, **Midland**, Muthoot, Pahal, Satin, Satya, Save Microfinance, Svatantra, **Swastik Finance**, Ujjivan SFB, Utkarsh SFB, Uttrayan.	18	6
Rajasthan (RJ)	Annapurna Finance, Arohan, Asirvad, **AU SFB**, Avanti Finance, Bajaj Finance, Bandhan Bank, Belstar, BSS Sonata, CreditAccess, **Digamber**, Equitas SFB, ESAF SFB, Federal Bank, Fusion, Hindusthan, Humana, IIFL Samasta, Jana SFB, **Kamal Fincap**, L&T Finance, Light, MPower, Midland, Mitrata, Muthoot, NABFINS, Namra, NOCPL, Pahal, **PSC**, Pratyancha, Prayas, **Pustikar**, Samavesh, Satin, Satya, Save Microfinance, Share Microfin, Shikhar Urban, **Shram Sarathi**, Sindhuja, Spandana, Srifin, Sugmya, Suryoday SFB, Svamaan, Svasti, Svatantra, Swabhimaan, Ujjivan SFB, Unity SFB, Utkarsh SFB, Uttrayan, Vector, VFS Capital, Zylo Micro Care.	47	10
Sikkim (SK)	Asirvad, Bandhan Bank, ESAF SFB, Federal Bank, Jana SFB, Sarala, Satin, UNACCO, Uttrayan, VFS Capital.	6	4
Tamil Nadu (TN)	**Ajaaya**, Annapurna Finance, Arohan, Asirvad, AU SFB, Avanti Finance, Avanti Microfinance, Bajaj Finance, Bandhan Bank, Bank of India, **Belstar, Blaze Trust**, BSS Sonata, **BWDA Finance, BWDC, Citta Plus**, CreditAccess, **DAWN Trust, Dvara KGFS, Equitas SFB**, ESAF SFB, Federal Bank, **Finsigma**, Fusion, IIFL Samasta, Jana SFB, **Karur Vysya Bank,** Keshava Prabha Microfin, L&T Finance, **LaRaksha, LaRaksha Impact, Magalir, Magilchi**, Muthoot, NABFINS, **NDFS**, NOCPL, Opportunity Microfinance, Pahal, **PAFT Finance, PAFT Inclusive**, Pragati Finserv, RASS, REPCO, Rors, Sai Mithra, Sanghamithra, **Sarvam, Sarvodaya Nano**, Satin, Satya, Save Financial, Save Microfinance, Share Microfin, SICL, **SIF**, Spandana, **Sree Annai Meenashi, Subiksham, Subiksham Grameen**, Sugmya, Suryoday SFB, Svamaan, Svasti, Svatantra, **Swarnodhayam, UFin Financial**, Ujjivan SFB, Unity SFB, **Vaasavi IVF, Valar**, Vanchinad, **Velicham, Virutcham, VisionFund, Vivardhana, Vruksha Microfin, Wesghats, WOMAN.**	68	11
Telangana (TG)	Annapurna Finance, Anik, Asirvad, AU SFB, Avanti Finance, Bajaj Finance, Bandhan Bank, Belstar, BSS Sonata, CreditAccess, ESAF SFB, Federal Bank, Fusion, IDF, IIFL Samasta, Jana SFB, Karur Vysya Bank, L&T Finance, Muthoot, Namra, Navachetana Livelihoods, NOCPL, Pahal, Satin, Satya, SIF, Sindhuja, **Spandana**, Svamaan, Svatantra, Unity SFB, Utkarsh SFB, Velicham.	25	8

Name of State(s)/UT(s)	Name of the MLIs, Commercial Banks, UCB, and SFBs having operations in the State/UT	No. of MLIs having operations in the State/UT	No. of Banks/UCB/SFBs having operations in the State/UT
Tripura (TR)	Annapurna Finance, Arohan, ASA International India, Asirvad, Avanti Finance, Bandhan Bank, Belstar, ESAF SFB, IIFL Samasta, Jana SFB, Janakalyan, NABFINS, Satin, Satya, Svatantra, Ujjivan SFB, UNACCO, Vector, Vedika, VFS Capital.	16	4
Uttar Pradesh (UP)	ACFL, Annapurna Finance, Arohan, Asirvad, AU SFB, Avanti Finance, Avanti Microfinance, Bajaj Finance, Bandhan Bank, Belstar, BSS Sonata, **Cashpor**, CDOT, CreditAccess, Digamber, **DIMC, DJT Microfinance**, Dvara KGFS, ESAF SFB, Federal Bank, FCSL, Fusion, **Godson**, Humana, ICICI Bank, IIFL Samasta, Jana SFB, Kamal Fincap, **Kuber Kanak**, L&T Finance, Light, Magenta, Midland, Mitrata, Muthoot, NABFINS, Namra, **NEED**, NOCPL, P.A. Securities, Pahal, Pragati Finserv, **Pratyancha**, Prayas, Prayatna, **Radhya Microfinance, Real Smart Microfinance, Samavesh, Samvedna**, Satin, Satya, Save Microfinance, Share Microfin, Shikhar Urban, SIF, **Sindhuja**, Spandana, Srifin, **Sugmya**, Suryoday SFB, Svamaan, Svasti, Svatantra, **Swabhimaan,** Swastik Finance, Ujjivan SFB, Unity SFB, **Utkarsh SFB**, Vedika, VisionFund, VFS Capital, Zylo Micro Care.	62	10
Uttarakhand (UK)	Annapurna Finance, Arohan, Asirvad, AU SFB, Avanti Finance, Avanti Microfinance, Bandhan Bank, Belstar, BSS Sonata, Digamber, DIMC, DJT Microfinance, Dvara KGFS, ESAF SFB, Federal Bank, Fusion, Jana SFB, Light, Midland, Muthoot, Namra, NOCPL, Pahal, P.A. Securities, Satin, Satya, Shikhar Urban, Spandana, Svatantra, Swabhimaan, Swastik Finance, Ujjivan SFB, Utkarsh SFB, Uttrayan, VFS Capital.	28	7
West Bengal (WB)	Annapurna Finance, **Apaarseva, Arohan, ASA International India**, Asirvad, AU SFB, Avanti Finance, Avanti Microfinance, **Bandhan Bank**, Bank of India, **Barasat Sampark**, Belstar, CreditAccess, **Destiny, Dhosa Fincare**, DJT Microfinance, ESAF SFB, Federal Bank, Fusion, **Grameen Shakti**, IIFL Samasta, **Jagaran**, Jana SFB, **Janakalyan, Jeevan Utthan**, Kuber Kanak, L&T Finance, LaRaksha, Midland, Muthoot, NABFINS, NEED, Nightingale, Pahal, **Palli Pragoti, Sahara Utsarga, Sampurna Financial, Sarala, Sarwadi**, Satin, Satya, Save Microfinance, **Servitium**, Share Microfin, Spandana, Sugmya, Svatantra, Swastik Finance, **Swayamsampurna**, Ujjivan SFB, UNACCO, Unity SFB, Utkarsh SFB, **Uttrayan, Vector**, Vedika, **VFS Capital, WeGrow Financial.**	49	9

Based on self-reported data from 178 MLIs, 8 SFBs, 1 UCB, and 5 Banks.

Note: (i) Names in bold indicate that the MLI/Commercial Bank/UCB/SFB is headquartered in that particular State/UT (Some MLIs having their headquarters in particular State/UT don't have microfinance operations in that particular State/UT; therefore, their name hasn't been included in the State/UT in which they are headquartered.

(ii) The overall number of districts covered by Commercial Banks seems to be on the lower side, as only 5 Banks have submitted the annual data.

Annexure II

District-wise Presence of Different MLIs, Commercial Banks, UCB, and SFBs

Name of State(s)/ UT(s)	Name of the District(s)	No. of MLIs present in the district	No. of Banks/ UCB/SFBs present in the district	Name of MLIs, Banks, UCB, and SFBs having microfinance operations in the district
Andaman & Nicobar Islands	South Andaman	2	0	Asirvad, BWDA Finance
Andhra Pradesh (AP)	Anakapalli	6	2	AU SFB, Bajaj Finance, Bandhan Bank, CreditAccess, Fusion, IIFL Samasta, Muthoot, Spandana
	Anantapur	10	3	Asirvad, AU SFB, Bajaj Finance, BSS Sonata, CreditAccess, ESAF SFB, Federal Bank, Fusion, L&T Finance, Satin, SIF, Sindhuja, Spandana
	Annamaya	7	3	AU SFB, BSS Sonata, CreditAccess, ESAF SFB, Federal Bank, Fusion, IIFL Samasta, Magalir, PAFT Inclusive, SIF
	Bapatla	6	2	AU SFB, Bandhan Bank, CreditAccess, IIFL Samasta, Muthoot, Satin, SIF, Sindhuja
	Chittoor	20	3	Asirvad, AU SFB, Avanti Finance, Bajaj Finance, Belstar, BSS Sonata, BWDA Finance, CreditAccess, Dvara KGFS, ESAF SFB, Federal Bank, Finsigma, Fusion, IIFL Samasta, L&T Finance, Magalir, NABFINS, NOCPL, PAFT Inclusive, RASS, Satin, SIF, Spandana
	East Godavari	9	4	AU SFB, Avanti Finance, Bajaj Finance, Bandhan Bank, CreditAccess, ESAF SFB, Federal Bank, Fusion, IIFL Samasta, L&T Finance, Muthoot, Satya, Spandana
	Eluru	7	3	AU SFB, Bajaj Finance, Bandhan Bank, CreditAccess, ESAF SFB, Fusion, IIFL Samasta, Muthoot, Satin, Spandana
	Guntur	11	5	AU SFB, Bajaj Finance, Bandhan Bank, Belstar, CreditAccess, Federal Bank, IIFL Samasta, Jana SFB, L&T Finance, Muthoot, Satin, Satya, SIF, Sindhuja, Spandana, Utkarsh SFB
	Kadapa	10	3	Asirvad, AU SFB, Bajaj Finance, Belstar, CreditAccess, ESAF SFB, Federal Bank, Fusion, IIFL Samasta, Navachetana Livelihoods, NOCPL, SIF, Spandana
	Kakinada	5	3	AU SFB, Bandhan Bank, CreditAccess, ESAF SFB, Fusion, IIFL Samasta, Muthoot, Satya
	Konaseema	5	2	AU SFB, Bandhan Bank, CreditAccess, Fusion, IIFL Samasta, Muthoot, Satya
	Krishna	11	4	AU SFB, Avanti Finance, Bajaj Finance, Bandhan Bank, CreditAccess, Federal Bank, Fusion, IIFL Samasta, L&T Finance, Muthoot, Satin, Satya, SIF, Spandana, Utkarsh SFB
	Kurnool	11	4	Asirvad, AU SFB, Bajaj Finance, CreditAccess, Federal Bank, Fusion, IIFL Samasta, L&T Finance, Muthoot, NOCPL, Satin, Sindhuja, Spandana, Unity SFB, Utkarsh SFB
	Nandyal	6	3	AU SFB, CreditAccess, Federal Bank, Fusion, IIFL Samasta, Satin, SIF, Sindhuja, Utkarsh SFB
	Nellore	14	4	AU SFB, Avanti Finance, Bajaj Finance, Bandhan Bank, Belstar, BSS Sonata, CreditAccess, ESAF SFB, Federal Bank, Finsigma, Fusion, IIFL Samasta, L&T Finance, Muthoot, REPCO, SIF, Sindhuja, Spandana
	NTR	2	3	AU SFB, Bandhan Bank, Jana SFB, Fusion, IIFL Samasta
	Palnadu	7	4	AU SFB, Bandhan Bank, Belstar, CreditAccess, ESAF SFB, Federal Bank, Fusion, IIFL Samasta, Satin, SIF, Sindhuja
	Parvathipu-ram Manyam	5	1	Annapurna Finance, Bandhan Bank, CreditAccess, Fusion, Midland, Spandana
	Prakasam	10	4	AU SFB, Avanti Finance, Bandhan Bank, Belstar, CreditAccess, Federal Bank, IIFL Samasta, L&T Finance, Muthoot, Satin, SIF, Sindhuja, Spandana, Utkarsh SFB
	Sri Sathya Sai	9	2	BSS Sonata, CreditAccess, IDF, ESAF SFB, Federal Bank, Fusion, IIFL Samasta, Navachetana Livelihoods, Sanghamithra, SIF, Sindhuja
	Srikakulam	9	3	Annapurna Finance, AU SFB, Bajaj Finance, Bandhan Bank, CreditAccess, Federal Bank, Fusion, L&T Finance, Midland, Muthoot, NABFINS, Spandana
	Tirupati	13	3	AU SFB, Bajaj Finance, Belstar, BSS Sonata, CreditAccess, Dvara KGFS, ESAF SFB, Federal Bank, Finsigma, Fusion, IIFL Samasta, Magalir, Muthoot, RASS, Satin, SIF

Name of State(s)/ UT(s)	Name of the District(s)	No. of MLIs present in the district	No. of Banks/ UCB/SFBs present in the district	Name of MLIs, Banks, UCB, and SFBs having microfinance operations in the district
Andhra Pradesh (AP)	Visakhapat-nam	8	2	Avanti Finance, Bajaj Finance, Bandhan Bank, CreditAccess, Federal Bank, Fusion, IIFL Samasta, L&T Finance, Muthoot, Spandana
	Vizianaga-ram	8	3	Annapurna Finance, AU SFB, Bajaj Finance, Bandhan Bank, CreditAccess, Federal Bank, Fusion, L&T Finance, Midland, Muthoot, Spandana
	West Godavari	10	4	AU SFB, Avanti Finance, Bajaj Finance, Bandhan Bank, CreditAccess, ESAF SFB, Federal Bank, Fusion, IIFL Samasta, L&T Finance, Muthoot, Satya, SIF, Spandana
Arunachal Pradesh (AR)	Changlang	1	0	IIFL Samasta
	East Siang	3	0	Avanti Finance, Nightingale, Svatantra
	Lohit	3	0	IIFL Samasta, Satin, Svatantra
	Lower Dibang Valley	3	0	Avanti Finance, Nightingale, Svatantra
	Namsai	3	0	IIFL Samasta, Satin, Svatantra
	Papum Pare	3	0	Nightingale, Satin, Svatantra
	West Kameng	1	0	GDFPL
Assam (AS)	Bajali	2	2	Avanti Finance, Bandhan Bank, Fusion, Ujjivan SFB
	Baksa	8	1	Annapurna Finance, Arohan, Asirvad, Avanti Finance, Bandhan Bank, NOCPL, Prochesta, Satin, Satra
	Barpeta	15	2	Annapurna Finance, Arohan, Asirvad, Avanti Finance, Bandhan Bank, ESAF SFB, Fusion, GDFPL, IIFL Samasta, Muthoot, Nightingale, NOCPL, Satin, Uttrayan, Vector, Vedika, VFS Capital
	Biswanath	12	1	Annapurna Finance, Asirvad, Avanti Finance, Bandhan Bank, Fusion, GDFPL, IIFL Samasta, L&T Finance, Midland, Satin, Satya, UNACCO, Vedika
	Bongaigaon	14	3	Ajagar, Annapurna Finance, Arohan, Avanti Finance, Bandhan Bank, ESAF SFB, GDFPL, IIFL Samasta, Jana SFB, Midland, Nightingale, Satin, Sarala, Svatantra, Vector, Vedika, VFS Capital
	Cachar	8	1	Annapurna Finance, Arohan, ASA International India, Avanti Finance, Bandhan Bank, GDFPL, NOCPL, Satin, UNACCO
	Charaideo	5	1	Arohan, Bandhan Bank, IIFL Samasta, L&T Finance, NABFINS, Satin
	Chirang	8	1	Ajagar, Arohan, Avanti Finance, Bandhan Bank, Fusion, IIFL Samasta, Jagaran, Satin, Uttrayan
	Darrang	16	2	Arohan, ASA International India, Asirvad, Avanti Finance, Bandhan Bank, ESAF SFB, Fusion, Muthoot, NABFINS, Nightingale, Satin, Satra, Satya, Svatantra, UNACCO, Uttrayan, Vector, VFS Capital
	Dhemaji	5	1	Arohan, Bandhan Bank, Fusion, IIFL Samasta, Nightingale, Satin
	Dhubri	10	2	Arohan, ASA International India, Asirvad, Avanti Finance, Bandhan Bank, ESAF SFB, Jagaran, Nightingale, Sarala, Satin, Uttrayan, VFS Capital
	Dibrugarh	8	1	Annapurna Finance, Arohan, Asirvad, Bandhan Bank, Fusion, IIFL Samasta, L&T Finance, NABFINS, Satin
	Dima Hasao	3	0	Avanti Finance, Nightingale, Satin
	Goalpara	14	1	Ajagar, Arohan, Asirvad, Avanti Finance, Bandhan Bank, GDFPL, Nightingale, NOCPL, Prochesta, Sarala, Satin, Uttrayan, Vector, Vedika, VFS Capital
	Golaghat	11	3	Annapurna Finance, Arohan, Asirvad, Bandhan Bank, Fusion, IIFL Samasta, Jana SFB, L&T Finance, Satin, Satya, Ujjivan SFB, UNACCO, Vector, Vedika
	Hailakandi	6	1	ASA International India, Arohan, Avanti Finance, Bandhan Bank, Nightingale, Satin, UNACCO
	Hojai	7	1	Annapurna Finance, Arohan, Asirvad, Avanti Finance, Bandhan Bank, Nightingale, Satin, UNACCO
	Jorhat	11	3	Annapurna Finance, Arohan, Asirvad, Bandhan Bank, Fusion, IIFL Samasta, Jana SFB, L&T Finance, Satin, Satya, Svatantra, Ujjivan SFB, UNACCO, Vector

Name of State(s)/ UT(s)	Name of the District(s)	No. of MLIs present in the district	No. of Banks/ UCB/SFBs present in the district	Name of MLIs, Banks, UCB, and SFBs having microfinance operations in the district
Assam (AS)	Kamrup	19	4	Annapurna Finance, Arohan, Asirvad, Avanti Finance, Bandhan Bank, ESAF SFB, Fusion, GDFPL, IIFL Samasta, Jana SFB, Muthoot, Nightingale, NOCPL, Prochesta, Satin, Satra, Ujjivan SFB, UNACCO, Uttrayan, Vector, Vedika, VFS Capital, YVU Financial
	Kamrup Metropolitan	12	4	ASA International India, Asirvad, Avanti Finance, Bandhan Bank, ESAF SFB, GDFPL, Jana SFB, Muthoot, Nightingale, Prochesta, Satin, Satya, Ujjivan SFB, UNACCO, Uttrayan, YVU Financial
	Karbi Anglong	4	1	Avanti Finance, Bandhan Bank, IIFL Samasta, Nightingale, Satin
	Kokrajhar	11	1	Avanti Finance, Avanti Microfinance, Bandhan Bank, Fusion, GDFPL, IIFL Samasta, Jagaran, Midland, Muthoot, NOCPL, Sarala, Satin
	Lakhimpur	7	1	Annapurna Finance, Arohan, Asirvad, Bandhan Bank, Fusion, IIFL Samasta, Satin, Svatantra
	Majuli	1	0	Satin
	Morigaon	6	2	Annapurna Finance, Arohan, Bandhan Bank, ESAF SFB, Nightingale, Satin, UNACCO, Vector
	Nagaon	10	4	Annapurna Finance, Arohan, ASA International India, Avanti Finance, Bandhan Bank, ESAF SFB, Fusion, Jana SFB, Midland, Nightingale, Prochesta, Satin, Ujjivan SFB, UNACCO
	Nalbari	12	3	Annapurna Finance, Arohan, ASA International India, Asirvad, Avanti Finance, Bandhan Bank, ESAF SFB, GDFPL, Muthoot, NABFINS, Nightingale, Satin, Ujjivan SFB, UNACCO, VFS Capital
	Sivasagar	9	2	Annapurna Finance, Arohan, Asirvad, Bandhan Bank, Fusion, IIFL Samasta, Jana SFB, Satin, Satya, UNACCO, Vedika
	Sonitpur	18	3	Annapurna Finance, Arohan, Asirvad, Avanti Finance, Bandhan Bank, ESAF SFB, Fusion, GDFPL, IIFL Samasta, L&T Finance, Midland, Muthoot, NABFINS, Prochesta, Satin, Satya, Svatantra, Ujjivan SFB, UNACCO, Uttrayan, Vedika
	South Salmara-Mankachar	2	0	Avanti Finance, Nightingale
	Sribhumi (also known as Karimganj)	8	1	Arohan, ASA International India, Avanti Finance, Bandhan Bank, Nightingale, NOCPL, Janakalyan, Satin, UNACCO
	Tamulpur	4	1	Bandhan Bank, DJT Microfinance, Fusion, NOCPL, Satin
	Tinsukia	6	1	Annapurna Finance, Arohan, Bandhan Bank, Fusion, GDFPL, L&T Finance, Satin
	Udalguri	12	1	Annapurna Finance, Arohan, Avanti Finance, Bandhan Bank, DJT Microfinance, Fusion, GDFPL, IIFL Samasta, L&T Finance, NOCPL, Satin, Satra, Vector
Bihar (BR)	Araria	37	7	ACFL, Annapurna Finance, Arohan, Asirvad, AU SFB, Avanti Finance, Avanti Microfinance, Bandhan Bank, Belstar, BSS Sonata, Cashpor, CreditAccess, Dhosa Fincare, Dvara KGFS, ESAF SFB, Federal Bank, Fusion, Grameen Shakti, IIFL Samasta, Jagaran, Janakalyan, L&T Finance, Midland, Muthoot, NABFINS, P.A. Securities, Pahal, Sampurna Financial, Satin, Satya, Save Microfinance, Servitium, Sindhuja, Spandana, Srifin, Sugmya, Svamaan, Svatantra, Swabhimaan, Swastik Finance, Ujjivan SFB, Unity SFB, Utkarsh SFB, VFS Capital
	Arwal	12	4	Annapurna Finance, Avanti Finance, Bandhan Bank, BSS Sonata, Cashpor, CDOT, Fusion, ICICI Bank, Sahyog, Satin, Satya, Spandana, Svatantra, Swabhimaan, Ujjivan SFB, Utkarsh SFB
	Aurangabad	25	6	ACFL, Annapurna Finance, Arohan, Asirvad, AU SFB, Avanti Finance, Bandhan Bank, BSS Sonata, Cashpor, CDOT, CreditAccess, Dhosa Fincare, ESAF SFB, Fusion, ICICI Bank, IIFL Samasta, Midland, NABFINS, Namra, Pahal, Samavesh, Satin, Satya, Save Microfinance, Sindhuja, Spandana, Sugmya, Svatantra, Ujjivan SFB, Utkarsh SFB, Vedika

Name of State(s)/ UT(s)	Name of the District(s)	No. of MLIs present in the district	No. of Banks/ UCB/SFBs present in the district	Name of MLIs, Banks, UCB, and SFBs having microfinance operations in the district
Bihar (BR)	Banka	20	6	ACFL, Annapurna Finance, Arohan, Asirvad, Avanti Finance, Bandhan Bank, BSS Sonata, CreditAccess, ESAF SFB, Federal Bank, Fusion, Grameen Shakti, IIFL Samasta, L&T Finance, Midland, Muthoot, NABFINS, Pahal, Sampurna Financial, Satin, Sindhuja, Spandana, Svatantra, Ujjivan SFB, Unity SFB, Utkarsh SFB
	Begusarai	37	8	ACFL, Annapurna Finance, Arohan, Asirvad, AU SFB, Avanti Finance, Avanti Microfinance, Bajaj Finance, Bandhan Bank, Belstar, BSS Sonata, Cashpor, CreditAccess, Digamber, Dvara KGFS, ESAF SFB, Federal Bank, Fusion, IIFL Samasta, Jana SFB, L&T Finance, Midland, Mitrata, Muthoot, NABFINS, Namra, NEED, NOCPL, Pahal, Sahyog, Sarala, Satin, Satya, Save Microfinance, SEED Capital, Sindhuja, Spandana, Sugmya, Svamaan, Svatantra, Ujjivan SFB, Unity SFB, Utkarsh SFB, Uttrayan, Vedika
	Bhagalpur	27	6	ACFL, Annapurna Finance, Arohan, Asirvad, Avanti Finance, Bandhan Bank, Belstar, BSS Sonata, CreditAccess, Dvara KGFS, ESAF SFB, Federal Bank, Fusion, Grameen Shakti, IIFL Samasta, Jana SFB, Janakalyan, L&T Finance, Midland, Muthoot, NABFINS, Pahal, Sampurna Financial, Satin, Sindhuja, Spandana, Svatantra, Swabhimaan, Ujjivan SFB, Utkarsh SFB, Uttrayan, Vedika, VFS Capital
	Bhojpur	25	6	ACFL, Annapurna Finance, Arohan, Asirvad, Avanti Finance, Bajaj Finance, Bandhan Bank, BSS Sonata, Cashpor, CDOT, CreditAccess, Dvara KGFS, Federal Bank, Fusion, ICICI Bank, Jana SFB, L&T Finance, NABFINS, Namra, NEED, Sahyog, Samavesh, Samvedna, Satin, Satya, Sindhuja, Spandana, Svatantra, Ujjivan SFB, Utkarsh SFB, Vedika
	Buxar	22	4	ACFL, Ahilya Gramin, Annapurna Finance, Arohan, Asirvad, Avanti Finance, Bandhan Bank, BSS Sonata, Cashpor, CDOT, CreditAccess, Fusion, ICICI Bank, L&T Finance, Sahyog, Samavesh, Samvedna, Satin, Satya, Save Microfinance, Sindhuja, Spandana, Svatantra, Swabhimaan, Ujjivan SFB, Utkarsh SFB
	Darbhanga	44	9	ACFL, Annapurna Finance, Arohan, Asirvad, AU SFB, Avanti Finance, Avanti Microfinance, Bajaj Finance, Bandhan Bank, Belstar, BSS Sonata, Cashpor, CDOT, CreditAccess, Digamber, DJT Microfinance, Dvara KGFS, ESAF SFB, Federal Bank, Fusion, Grameen Shakti, ICICI Bank, IIFL Samasta, Jagaran, Jana SFB, L&T Finance, Midland, Mitrata, Muthoot, NABFINS, Namra, NOCPL, Pahal, Pragati Finserv, Prayas, Sahyog, Sarala, Satin, Satya, Save Microfinance, Sindhuja, Spandana, Srifin, Sugmya, Svamaan, Svatantra, Swastik Finance, Ujjivan SFB, Unity SFB, Utkarsh SFB, Uttrayan, Vedika, VFS Capital
	East Champaran	37	9	ACFL, Annapurna Finance, Arohan, Asirvad, AU SFB, Avanti Finance, Avanti Microfinance, Bajaj Finance, Bandhan Bank, Belstar, BSS Sonata, Cashpor, CDOT, CreditAccess, Digamber, ESAF SFB, Federal Bank, Fusion, ICICI Bank, IIFL Samasta, Jagaran, Jana SFB, L&T Finance, Midland, Muthoot, NABFINS, Namra, NEED, NOCPL, Pahal, Sarala, Satin, Satya, Save Microfinance, SIF, Sindhuja, Spandana, Sugmya, Svamaan, Svatantra, Swastik Finance, Ujjivan SFB, Unity SFB, Utkarsh SFB, Uttrayan, Vedika
	Gaya	25	8	ACFL, Annapurna Finance, Arohan, Asirvad, AU SFB, Bandhan Bank, BSS Sonata, Cashpor, CDOT, CreditAccess, Dhosa Fincare, DJT Microfinance, ESAF SFB, FCSL, Federal Bank, Fusion, ICICI Bank, IIFL Samasta, Jana SFB, Midland, NABFINS, Namra, Pahal, Satin, Save Microfinance, SIF, Sindhuja, Spandana, Sugmya, Svatantra, Ujjivan SFB, Utkarsh SFB, Vedika
	Gopalganj	29	5	ACFL, Annapurna Finance, Arohan, Asirvad, AU SFB, Avanti Finance, Bajaj Finance, Bandhan Bank, BSS Sonata, Cashpor, CreditAccess, Digamber, Federal Bank, Fusion, ICICI Bank, IIFL Samasta, L&T Finance, Midland, Muthoot, NABFINS, NOCPL, Pahal, Satin, Satya, Save Microfinance, SIF, Sindhuja, Spandana, Sugmya, Svamaan, Svatantra, Swabhimaan, Utkarsh SFB, VFS Capital
	Jamui	24	5	ACFL, Annapurna Finance, Arohan, Asirvad, Avanti Finance, Bandhan Bank, BSS Sonata, Cashpor, CreditAccess, Dhosa Fincare, ESAF SFB, Federal Bank, Fusion, Grameen Shakti, Midland, Muthoot, NABFINS, Namra, Sampurna Financial, Satin, Satya, Save Microfinance, Sindhuja, Spandana, Svamaan, Svatantra, Ujjivan SFB, Utkarsh SFB, Uttrayan
	Jehanabad	18	2	ACFL, Annapurna Finance, Arohan, Avanti Finance, Avanti Microfinance, Bandhan Bank, BSS Sonata, CDOT, CreditAccess, Dvara KGFS, FCSL, Namra, Pahal, Sahyog, Satin, Satya, Spandana, Svatantra, Ujjivan SFB, Vedika

Name of State(s)/ UT(s)	Name of the District(s)	No. of MLIs present in the district	No. of Banks/ UCB/SFBs present in the district	Name of MLIs, Banks, UCB, and SFBs having microfinance operations in the district
Bihar (BR)	Kaimur	17	3	Annapurna Finance, Arohan, Asirvad, Avanti Finance, Bandhan Bank, BSS Sonata, Cashpor, CDOT, CreditAccess, Digamber, Fusion, ICICI Bank, L&T Finance, Muthoot, Prayatna, Sahyog, Satin, Spandana, Svatantra, Utkarsh SFB
	Katihar	30	4	ACFL, Annapurna Finance, Arohan, Avanti Finance, Avanti Microfinance, Bandhan Bank, Belstar, BSS Sonata, CreditAccess, Dhosa Fincare, Dvara KGFS, ESAF SFB, Federal Bank, Fusion, Grameen Shakti, IIFL Samasta, Jagaran, Janakalyan, L&T Finance, Midland, Muthoot, NABFINS, Pahal, Palli Pragoti, Satin, Save Microfinance, Servitium, Sindhuja, Spandana, Svatantra, Swastik Finance, Utkarsh SFB, Vedika, VFS Capital
	Khagaria	34	5	ACFL, Annapurna Finance, Arohan, Asirvad, Avanti Finance, AU SFB, Bandhan Bank, Belstar, BSS Sonata, Cashpor, CreditAccess, Digamber, Dvara KGFS, ESAF SFB, Fusion, Grameen Shakti, IIFL Samasta, L&T Finance, Midland, Muthoot, NABFINS, Namra, NEED, NOCPL, Pahal, Sahyog, Satin, Satya, Save Microfinance, SEED Capital, Spandana, Sugmya, Svamaan, Svatantra, Swabhimaan, Ujjivan SFB, Utkarsh SFB, Uttrayan, Vedika
	Kishanganj	22	3	Asirvad, Avanti Finance, Avanti Microfinance, Bandhan Bank, Belstar, Dhosa Fincare, ESAF SFB, Federal Bank, Grameen Shakti, IIFL Samasta, Jagaran, Janakalyan, L&T Finance, Midland, Muthoot, NABFINS, P.A. Securities, Sampurna Financial, Sarala, Satin, Spandana, Sugmya, Uttrayan, VFS Capital, WeGrow
	Lakhisarai	21	6	ACFL, Annapurna Finance, Arohan, Asirvad, AU SFB, Bandhan Bank, BSS Sonata, CreditAccess, Dhosa Fincare, ESAF SFB, Fusion, Midland, Muthoot, NABFINS, NOCPL, Pahal, Sahyog, Satya, SEED Capital, Sindhuja, Spandana, Svamaan, Svatantra, Ujjivan SFB, Unity SFB, Utkarsh SFB, Vedika
	Madhepura	34	7	ACFL, Annapurna Finance, Arohan, Asirvad, AU SFB, Avanti Finance, Bandhan Bank, Belstar, BSS Sonata, Cashpor, CreditAccess, Dhosa Fincare, Digamber, Dvara KGFS, ESAF SFB, Federal Bank, Fusion, Grameen Shakti, IIFL Samasta, Jagaran, Jana SFB, L&T Finance, Midland, Muthoot, NABFINS, Namra, NOCPL, Pahal, Sarala, Satin, Satya, Save Microfinance, Servitium, Sindhuja, Spandana, Sugmya, Svamaan, Svatantra, Unity SFB, Utkarsh SFB, VFS Capital
	Madhubani	42	8	ACFL, Annapurna Finance, Arohan, Asirvad, AU SFB, Avanti Finance, Avanti Microfinance, Bajaj Finance, Bandhan Bank, Belstar, BSS Sonata, Cashpor, CDOT, CreditAccess, Digamber, DJT Microfinance, ESAF SFB, Federal Bank, Fusion, ICICI Bank, IIFL Samasta, Jagaran, Jana SFB, L&T Finance, Midland, Mitrata, Muthoot, NABFINS, Namra, NOCPL, Pahal, Pragati Finserv, Sahyog, Sarala, Satin, Satya, Save Microfinance, Sindhuja, Spandana, Srifin, Sugmya, Svamaan, Svatantra, Swastik Finance, Ujjivan SFB, Utkarsh SFB, Uttrayan, Vedika, VFS Capital, Zylo Micro Care
	Munger	15	5	Annapurna Finance, Arohan, Asirvad, AU SFB, Avanti Finance, Bandhan Bank, CreditAccess, Dvara KGFS, ESAF SFB, Federal Bank, Fusion, IIFL Samasta, L&T Finance, Midland, Muthoot, Pahal, Sampurna Financial, Spandana, Svatantra, Utkarsh SFB
	Muzaffarpur	41	8	ACFL, Annapurna Finance, Arohan, Asirvad, AU SFB, Avanti Finance, Avanti Microfinance, Bajaj Finance, Bandhan Bank, Belstar, BSS Sonata, Cashpor, CreditAccess, Digamber, DJT Microfinance, Dvara KGFS, ESAF SFB, Federal Bank, Fusion, ICICI Bank, IIFL Samasta, Jana SFB, L&T Finance, Midland, Mitrata, Muthoot, NABFINS, Namra, NOCPL, Pahal, Prayas, Sahyog, Sarala, Satin, Satya, Save Microfinance, Sindhuja, Spandana, Srifin, Sugmya, Svamaan, Svatantra, Swabhimaan, Swastik Finance, Ujjivan SFB, Utkarsh SFB, Uttrayan, Vedika, VFS Capital
	Nalanda	23	6	ACFL, Annapurna Finance, Arohan, Asirvad, Avanti Finance, Avanti Microfinance, Bandhan Bank, Belstar, BSS Sonata, CDOT, CreditAccess, Dhosa Fincare, DJT Microfinance, Dvara KGFS, ESAF SFB, Federal Bank, Fusion, Jana SFB, L&T Finance, Sahyog, Satin, Satya, Spandana, Svamaan, Svatantra, Ujjivan SFB, Utkarsh SFB, Uttrayan, Vedika
	Nawada	29	5	ACFL, Annapurna Finance, Arohan, Asirvad, Avanti Finance, Avanti Microfinance, Bandhan Bank, Belstar, BSS Sonata, Cashpor, CDOT, CreditAccess, Dhosa Fincare, DJT Microfinance, Dvara KGFS, ESAF SFB, Federal Bank, Fusion, L&T Finance, Midland, Namra, Pahal, Sahyog, Satin, Satya, Save Microfinance, SEED Capital, Sindhuja, Spandana, Svamaan, Svatantra, Ujjivan SFB, Utkarsh SFB, Vedika

Name of State(s)/ UT(s)	Name of the District(s)	No. of MLIs present in the district	No. of Banks/ UCB/SFBs present in the district	Name of MLIs, Banks, UCB, and SFBs having microfinance operations in the district
Bihar (BR)	Patna	36	6	ACFL, Annapurna Finance, Arohan, Asirvad, AU SFB, Avanti Finance, Avanti Microfinance, Bandhan Bank, Belstar, BSS Sonata, CDOT, CPSL, CreditAccess, Dvara KGFS, Federal Bank, Fusion, IIFL Samasta, Jana SFB, L&T Finance, Midland, NABFINS, Namra, NBJK, NEED, Pahal, Pragati Finserv, Sahyog, Satin, Satya, Save Microfinance, SEED Capital, Share Microfin, SIF, Sindhuja, Spandana, Sugmya, Svatantra, Ujjivan SFB, Utkarsh SFB, Uttrayan, Vedika, Zylo Micro Care
	Purnia	33	7	ACFL, Annapurna Finance, Arohan, AU SFB, Avanti Finance, Bandhan Bank, Belstar, BSS Sonata, CreditAccess, Digamber, Dvara KGFS, ESAF SFB, Federal Bank, Fusion, Grameen Shakti, IIFL Samasta, Jagaran, Jana SFB, Janakalyan, L&T Finance, Midland, Muthoot, NABFINS, P.A. Securities, Pahal, Satin, Satya, Save Microfinance, Share Microfin, Sindhuja, Spandana, Srifin, Sugmya, Svamaan, Svatantra, Swastik Finance, Ujjivan SFB, Utkarsh SFB, Vedika, VFS Capital
	Rohtas	28	4	ACFL, Annapurna Finance, Arohan, Asirvad, Avanti Finance, Avanti Microfinance, Bajaj Finance, Bandhan Bank, BSS Sonata, Cashpor, CDOT, CreditAccess, Fusion, ICICI Bank, IIFL Samasta, L&T Finance, Midland, Muthoot, Namra, Pahal, Prayatna, Sahyog, Samavesh, Satin, Share Microfin, Sindhuja, Spandana, Sugmya, Svatantra, Ujjivan SFB, Utkarsh SFB, Vedika
	Saharsa	29	7	ACFL, Annapurna Finance, Arohan, Asirvad, AU SFB, Avanti Finance, Avanti Microfinance, Bandhan Bank, Belstar, BSS Sonata, Cashpor, CreditAccess, Digamber, ESAF SFB, Federal Bank, Fusion, Grameen Shakti, IIFL Samasta, Jana SFB, L&T Finance, Midland, Muthoot, NABFINS, NOCPL, Sarala, Satin, Save Microfinance, Servitium, Sindhuja, Spandana, Srifin, Svamaan, Svatantra, Ujjivan SFB, Utkarsh SFB, VFS Capital
	Samastipur	45	8	ACFL, Annapurna Finance, Arohan, Asirvad, AU SFB, Avanti Finance, Avanti Microfinance, Bajaj Finance, Bandhan Bank, Belstar, BSS Sonata, Cashpor, CDOT, CreditAccess, Digamber, Dvara KGFS, ESAF SFB, Federal Bank, Fusion, ICICI Bank, IIFL Samasta, L&T Finance, Midland, Mitrata, Muthoot, NABFINS, Namra, NEED, NOCPL, Pahal, Prayas, Sahyog, Sarala, Satin, Satya, Save Microfinance, SEED Capital, SIF, Sindhuja, Spandana, Srifin, Sugmya, Svamaan, Svatantra, Swabhimaan, Swastik Finance, Ujjivan SFB, Unity SFB, Utkarsh SFB, Uttrayan, Vedika, VFS Capital, Zylo Micro Care
	Saran	38	7	ACFL, Annapurna Finance, Arohan, Asirvad, AU SFB, Avanti Finance, Bajaj Finance, Bandhan Bank, Belstar, BSS Sonata, Cashpor, CreditAccess, Digamber, Dvara KGFS, Federal Bank, Fusion, Grameen Shakti, ICICI Bank, IIFL Samasta, Jana SFB, L&T Finance, Midland, Muthoot, NABFINS, Namra, NOCPL, Pahal, Pragati Finserv, Sahyog, Samvedna, Satin, Satya, Save Microfinance, SIF, Sindhuja, Spandana, Sugmya, Svamaan, Svatantra, Swabhimaan, Swastik Finance, Ujjivan SFB, Utkarsh SFB, Uttrayan, Vedika
	Sheikhpura	23	4	ACFL, Annapurna Finance, Arohan, Asirvad, Avanti Finance, Avanti Microfinance, Bandhan Bank, Belstar, CreditAccess, Dhosa Fincare, DJT Microfinance, ESAF SFB, Fusion, Midland, Muthoot, Namra, Sahyog, Satin, Satya, Save Microfinance, SEED Capital, Sindhuja, Spandana, Svatantra, Unity SFB, Utkarsh SFB, Vedika
	Sheohar	24	2	Annapurna Finance, Arohan, Asirvad, AU SFB, Bandhan Bank, Belstar, BSS Sonata, Cashpor, CreditAccess, Digamber, DJT Microfinance, Fusion, L&T Finance, Midland, Muthoot, NABFINS, Pahal, Pragati Finserv, Sahyog, Satya, Sindhuja, Spandana, Srifin, Svamaan, Svatantra, Swabhimaan
	Sitamarhi	41	6	ACFL, Annapurna Finance, Arohan, Asirvad, AU SFB, Avanti Finance, Avanti Microfinance, Bajaj Finance, Bandhan Bank, Belstar, BSS Sonata, Cashpor, CreditAccess, Digamber, DJT Microfinance, Federal Bank, Fusion, ICICI Bank, IIFL Samasta, Jagaran, L&T Finance, Midland, Mitrata, Muthoot, NABFINS, Namra, NOCPL, Pahal, Pragati Finserv, Sahyog, Satin, Satya, Save Microfinance, SIF, Sindhuja, Spandana, Srifin, Sugmya, Svamaan, Svatantra, Swabhimaan, Swastik Finance, Ujjivan SFB, Utkarsh SFB, Uttrayan, Vedika, VFS Capital
	Siwan	28	8	ACFL, Annapurna Finance, Arohan, Asirvad, AU SFB, Avanti Finance, Bajaj Finance, Bandhan Bank, BSS Sonata, Cashpor, CreditAccess, Digamber, Federal Bank, Fusion, ICICI Bank, IIFL Samasta, Jana SFB, L&T Finance, Midland, Muthoot, NABFINS, Namra, NOCPL, Satin, Satya, Save Microfinance, Sindhuja, Spandana, Sugmya, Svamaan, Svatantra, Swabhimaan, Swastik Finance, Ujjivan SFB, Unity SFB, Utkarsh SFB

Name of State(s)/ UT(s)	Name of the District(s)	No. of MLIs present in the district	No. of Banks/ UCB/SFBs present in the district	Name of MLIs, Banks, UCB, and SFBs having microfinance operations in the district
Bihar (BR)	Supaul	31	6	ACFL, Annapurna Finance, Arohan, Asirvad, AU SFB, Avanti Finance, Bandhan Bank, Belstar, BSS Sonata, Cashpor, CreditAccess, Digamber, ESAF SFB, Federal Bank, Fusion, Grameen Shakti, IIFL Samasta, Jagaran, L&T Finance, Midland, Muthoot, NABFINS, Namra, NOCPL, Pahal, Sarala, Satin, Save Microfinance, Sindhuja, Spandana, Srifin, Sugmya, Svamaan, Svatantra, Unity SFB, Utkarsh SFB, VFS Capital
	Vaishali	40	7	ACFL, Annapurna Finance, Arohan, Asirvad, Avanti Finance, Avanti Microfinance, Bajaj Finance, Bandhan Bank, Belstar, BSS Sonata, Cashpor, CreditAccess, DJT Microfinance, Dvara KGFS, ESAF SFB, Federal Bank, Fusion, Grameen Shakti, ICICI Bank, IIFL Samasta, Jana SFB, L&T Finance, Midland, Mitrata, Muthoot, NABFINS, Namra, NEED, NOCPL, Pahal, Prayas, Sahyog, Satin, Satya, Save Microfinance, SIF, Sindhuja, Spandana, Sugmya, Svamaan, Svatantra, Swabhimaan, Ujjivan SFB, Utkarsh SFB, Uttrayan, Vedika, Zylo Micro Care
	West Champaran	31	6	ACFL, Annapurna Finance, Arohan, Asirvad, AU SFB, Avanti Finance, Avanti Microfinance, Bandhan Bank, Belstar, BSS Sonata, Cashpor, CDOT, CreditAccess, Federal Bank, Fusion, ICICI Bank, IIFL Samasta, Jagaran, L&T Finance, Midland, Muthoot, Namra, NOCPL, Pahal, Sahyog, Satin, Satya, Save Microfinance, SIF, Sindhuja, Spandana, Sugmya, Svamaan, Svatantra, Ujjivan SFB, Utkarsh SFB, Vedika
Chandigarh (CH)	Chandigarh	3	2	Asirvad, Jana SFB, L&T Finance, Satya, Ujjivan SFB
Chhattisgarh (CG)	Balod	12	3	Annapurna Finance, Asirvad, Aviral, Bandhan Bank, CreditAccess, Dvara KGFS, ESAF SFB, Kamal Fincap, L&T Finance, Pahal, Satya, Save Financial, Svatantra, Utkarsh SFB, Vector
	Baloda Bazar-Bhatapara	14	5	Annapurna Finance, Asirvad, Avanti Finance, Bandhan Bank, BSS Sonata, ESAF SFB, ICICI Bank, Jana SFB, L&T Finance, Pahal, Pragati Finserv, Satin, Satya, Spandana, Svamaan, Svatantra, Ujjivan SFB, Vector, VFS Capital
	Balrampur	10	4	Bandhan Bank, Belstar, Cashpor, CreditAccess, ESAF SFB, Fusion, ICICI Bank, Pragati Finserv, Satin, Sindhuja, Spandana, Svamaan, Svatantra, Utkarsh SFB
	Bastar	13	5	Annapurna Finance, AU SFB, Aviral, Bandhan Bank, CreditAccess, ESAF SFB, Fusion, IIFL Samasta, Pragati Finserv, Satin, Save Financial, Save Microfinance, Share Microfin, Spandana, Svamaan, Svatantra, Suryoday SFB, Utkarsh SFB
	Bemetara	9	1	Annapurna Finance, Bandhan Bank, BSS Sonata, Cashpor, CreditAccess, L&T Finance, Pragati Finserv, Satin, Svamaan, Svatantra
	Bijapur	1	0	Save Financial
	Bilaspur	24	10	Annapurna Finance, Arohan, Asirvad, AU SFB, Avanti Finance, Bandhan Bank, BSS Sonata, Cashpor, CreditAccess, Dvara KGFS, Equitas SFB, ESAF SFB, Fusion, ICICI Bank, Jana SFB, Federal Bank, L&T Finance, Muthoot, NABFINS, Pahal, Pragati Finserv, Satin, Satya, Save Financial, Share Microfin, Spandana, Suryoday SFB, Svamaan, Svatantra, Ujjivan SFB, Utkarsh SFB, Vector, VFS Capital, VisionFund India
	Dantewada (also known as Dakshin Bastar)	1	0	Pragati Finserv
	Dhamtari	16	5	Annapurna Finance, Arohan, Asirvad, Aviral, Bandhan Bank, Belstar, CreditAccess, Dvara KGFS, Equitas SFB, ESAF SFB, Fusion, Jana SFB, L&T Finance, Muthoot, NABFINS, Pragati Finserv, Satin, Svasti, Svatantra, Utkarsh SFB, VFS Capital
	Durg	27	7	Annapurna Finance, Arohan, Asirvad, AU SFB, Avanti Finance, Bandhan Bank, Belstar, BSS Sonata, CreditAccess, Dvara KGFS, Equitas SFB, ESAF SFB, Federal Bank, Fusion, IIFL Samasta, Jana SFB, Kamal Fincap, L&T Finance, Muthoot, NABFINS, Pahal, Pragati Finserv, Satin, Satya, Save Financial, Share Microfin, Spandana, Svamaan, Svasti, Svatantra, Swabhimaan, Ujjivan SFB, Vector, VFS Capital
	Gariaband	14	4	Annapurna Finance, Arohan, CreditAccess, Dvara KGFS, ESAF SFB, Federal Bank, Fusion, IIFL Samasta, Midland, Satin, Satya, Save Microfinance, Spandana, Svamaan, Swabhimaan, Unity SFB, Utkarsh SFB, VFS Capital
	Gaurela Pendra Marwahi	5	2	AU SFB, Bandhan Bank, IIFL Samasta, L&T Finance, NABFINS, Pragati Finserv, Save Financial

Name of State(s)/ UT(s)	Name of the District(s)	No. of MLIs present in the district	No. of Banks/ UCB/SFBs present in the district	Name of MLIs, Banks, UCB, and SFBs having microfinance operations in the district
Chhattisgarh (CG)	Janjgir Champa	23	6	Annapurna Finance, Arohan, Asirvad, Avanti Finance, Aviral, Bandhan Bank, Belstar, Cashpor, CreditAccess, Equitas SFB, ESAF SFB, Federal Bank, Fusion, Jana SFB, L&T Finance, Muthoot, NABFINS, Pahal, Pragati Finserv, Satya, Save Financial, Share Microfin, Spandana, Suryoday SFB, Svamaan, Svatantra, Swabhimaan, Vector, VFS Capital
	Jashpur	15	5	Annapurna Finance, Arohan, Asirvad, Bandhan Bank, Belstar, Cashpor, CreditAccess, ESAF SFB, Fusion, ICICI Bank, IIFL Samasta, L&T Finance, Midland, Pragati Finserv, Spandana, Suryoday SFB, Svamaan, Svatantra, Utkarsh SFB, Vector
	Kabirdham	4	2	Annapurna Finance, Bandhan Bank, BSS Sonata, Cashpor, CreditAccess, ESAF SFB
	Kanker (also known as Uttar Bastar Kanker)	16	6	Annapurna Finance, Arohan, Asirvad, AU SFB, Aviral, Bandhan Bank, CreditAccess, ESAF SFB, Federal Bank, Fusion, IIFL Samasta, Pragati Finserv, Satin, Save Financial, Save Microfinance, Share Microfin, Spandana, Suryoday SFB, Svamaan, Svasti, Svatantra, Utkarsh SFB
	Khairagarh-Chhu-ikhadan-Gandai	3	1	Bandhan Bank, BSS Sonata, Fusion, Satya
	Kondagaon	10	5	Annapurna Finance, Arohan, AU SFB, Aviral, Bandhan Bank, CreditAccess, ESAF SFB, Federal Bank, Fusion, Satin, Save Financial, Save Microfinance, Svamaan, Svatantra, Utkarsh SFB
	Korba	17	9	Annapurna Finance, Arohan, Asirvad, AU SFB, Bandhan Bank, Cashpor, CreditAccess, Dvara KGFS, Equitas SFB, ESAF SFB, Federal Bank, Fusion, ICICI Bank, Jana SFB, L&T Finance, NABFINS, Pahal, Satin, Satya, Save Financial, Spandana, Suryoday SFB, Svamaan, Svatantra, Utkarsh SFB, Vector
	Koriya	10	3	Annapurna Finance, Aviral, Bandhan Bank, Belstar, Cashpor, CreditAccess, ESAF SFB, Fusion, ICICI Bank, IIFL Samasta, Pragati Finserv, Satya, Spandana
	Mahasam-und	24	8	Annapurna Finance, Arohan, Asirvad, AU SFB, Avanti Finance, Aviral, Bandhan Bank, Belstar, Cashpor, CreditAccess, Equitas SFB, ESAF SFB, Federal Bank, Fusion, GU Finance, IIFL Samasta, Jana SFB, L&T Finance, Midland, NABFINS, Pahal, Satin, Save Financial, Save Microfinance, Share Microfin, Spandana, Suryoday SFB, Svamaan, Svatantra, Utkarsh SFB, Vector, VFS Capital
	Manen-dragarh-Chirmiri-Bharatpur	3	2	Bandhan Bank, Belstar, ICICI Bank, IIFL Samasta, Pragati Finserv
	Mohla-Manpur-Ambagarh Chouki	3	0	CreditAccess, Pragati Finserv, Svamaan
	Mungeli	8	2	Annapurna Finance, Bandhan Bank, BSS Sonata, Cashpor, CreditAccess, ESAF SFB, L&T Finance, NABFINS, Pragati Finserv, Satin
	Narayanpur	1	1	Bandhan Bank, Pragati Finserv
	Raigarh	26	8	Annapurna Finance, Arohan, Asirvad, AU SFB, Avanti Finance, Aviral, Bandhan Bank, Belstar, Cashpor, CreditAccess, ESAF SFB, Federal Bank, Fusion, ICICI Bank, IIFL Samasta, Jana SFB, Kamal Fincap, L&T Finance, Midland, Muthoot, NABFINS, Pahal, Pragati Finserv, Satin, Satya, Save Financial, Save Microfinance, Share Microfin, Spandana, Suryoday SFB, Svamaan, Svatantra, Utkarsh SFB, Vector
	Raipur	29	10	Annapurna Finance, Arohan, Asirvad, AU SFB, Avanti Finance, Aviral, Bandhan Bank, Bank of India, Belstar, BSS Sonata, CreditAccess, Dvara KGFS, Equitas SFB, ESAF SFB, Federal Bank, Fusion, IIFL Samasta, Jana SFB, Kamal Fincap, L&T Finance, Muthoot, NABFINS, Pahal, Pragati Finserv, Satin, Satya, Save Financial, Save Microfinance, Share Microfin, Spandana, Suryoday SFB, Svasti, Svatantra, Swabhimaan, Ujjivan SFB, Utkarsh SFB, Vector, VFS Capital, VisionFund India
	Rajnand-gaon	21	8	Annapurna Finance, Arohan, Asirvad, AU SFB, Aviral, Bandhan Bank, BSS Sonata, CreditAccess, Dvara KGFS, Equitas SFB, ESAF SFB, Fusion, Jana SFB, Kamal Fincap, L&T Finance, NABFINS, Pragati Finserv, Satin, Satya, Save Financial, Save Microfinance, Share Microfin, Spandana, Suryoday SFB, Svamaan, Svasti, Svatantra, Ujjivan SFB, Utkarsh SFB

Name of State(s)/ UT(s)	Name of the District(s)	No. of MLIs present in the district	No. of Banks/ UCB/SFBs present in the district	Name of MLIs, Banks, UCB, and SFBs having microfinance operations in the district
Chhattisgarh (CG)	Sakti	5	1	Annapurna Finance, Bandhan Bank, Belstar, CreditAccess, NABFINS, Swabhimaan
	Sarangarh-Bilaigarh	9	2	Annapurna Finance, Aviral, Bandhan Bank, Belstar, CreditAccess, Federal Bank, Kamal Fincap, Midland, NABFINS, Satya, Svamaan
	Surajpur	9	4	Annapurna Finance, Aviral, Bandhan Bank, Belstar, Cashpor, CreditAccess, ESAF SFB, Fusion, ICICI Bank, Muthoot, Pragati Finserv, Suryoday SFB, Svatantra
	Surguja	14	4	Annapurna Finance, Arohan, Aviral, Bandhan Bank, Belstar, Cashpor, CreditAccess, Dvara KGFS, ESAF SFB, Fusion, ICICI Bank, IIFL Samasta, Prayatna, Satya, Spandana, Svatantra, Utkarsh SFB, Vector
Dadra and Nagar Haveli and Daman and Diu (DNHDD)	Dadra and Nagar Haveli	0	1	Bandhan Bank
Delhi	Central Delhi	0	3	ESAF SFB, Jana SFB, Utkarsh SFB
	East Delhi	1	5	Bandhan Bank, ESAF SFB, Jana SFB, Satya, Ujjivan SFB, Utkarsh SFB
	New Delhi	1	2	Bandhan Bank, Jana SFB, P.A. Securities
	North Delhi	1	2	Belstar, Jana SFB, Utkarsh SFB
	North East Delhi	0	3	Bandhan Bank, Ujjivan SFB, Utkarsh SFB
	North West Delhi	4	3	Avanti Finance, Bandhan Bank, Federal Bank, Fusion, Shikhar Urban, Ujjivan SFB, Zylo Micro Care
	South Delhi	3	4	Avanti Finance, Bandhan Bank, Jana SFB, Satin, Satya, Ujjivan SFB, Utkarsh SFB
	South East Delhi	0	1	Jana SFB
	South West Delhi	0	2	Bandhan Bank, Jana SFB
	West Delhi	0	4	Bandhan Bank, Jana SFB, Ujjivan SFB, Utkarsh SFB
Goa (GA)	North Goa	10	1	Annapurna Finance, Asirvad, Bandhan Bank, CreditAccess, IDF, IIFL Samasta, NABFINS, Pahal, Satya, Spandana, Svasti
	South Goa	9	3	Asirvad, Bandhan Bank, CreditAccess, IDF, IIFL Samasta, Jana SFB, NABFINS, Pahal, Share Microfin, Spandana, Svasti, Ujjivan SFB
Gujarat (GJ)	Ahmedabad	26	9	Annapurna Finance, AU SFB, Avanti Finance, Bandhan Bank, Belstar, BSS Sonata, Ceejay, CreditAccess, Equitas SFB, ESAF SFB, Federal Bank, Fusion, Hindusthan, IIFL Samasta, Jana SFB, L&T Finance, Light, Midland, MPower, Muthoot, NABFINS, Namra, NOCPL, Pahal, Prayas, Satin, Satya, SEWA Bank, SIF, Spandana, Suryoday SFB, Svasti, Svatantra, The Saath, Ujjivan SFB
	Amreli	5	2	Bandhan Bank, CreditAccess, Equitas SFB, L&T Finance, Light, NABFINS, Pahal
	Anand	27	6	Annapurna Finance, Arohan, Asirvad, AU SFB, Avanti Finance, Bajaj Finance, Bandhan Bank, Belstar, BSS Sonata, CreditAccess, Equitas SFB, ESAF SFB, Fusion, Hindusthan, IIFL Samasta, L&T Finance, Light, Midland, MPower, Muthoot, NABFINS, NOCPL, Pahal, Prayas, Satin, Satya, Shroff, Sindhuja, Spandana, Suryoday SFB, Svasti, Svatantra, Ujjivan SFB
	Aravalli	20	6	Annapurna Finance, AU SFB, Avanti Finance, Bajaj Finance, Bandhan Bank, Belstar, CreditAccess, ESAF SFB, Fusion, Hindusthan, Jana SFB, L&T Finance, Light, MPower, Muthoot, NABFINS, NOCPL, Pahal, Prayas, Satin, Satya, Sindhuja, Suryoday SFB, Svasti, UFin Financial, Ujjivan SFB
	Banaskantha	12	3	Annapurna Finance, Arohan, AU SFB, Avanti Finance, Bandhan Bank, BSS Sonata, Ceejay, CreditAccess, Fusion, Jana SFB, Midland, Namra, Pahal, Satin, VFS Capital
	Bharuch	14	5	Asirvad, AU SFB, Bajaj Finance, Bandhan Bank, Belstar, BSS Sonata, CreditAccess, Fusion, IIFL Samasta, Jana SFB, L&T Finance, Midland, Muthoot, NABFINS, Namra, Satya, Suryoday SFB, Svatantra, Ujjivan SFB
	Bhavnagar	11	6	AU SFB, Bandhan Bank, Belstar, BSS Sonata, Ceejay, CreditAccess, Equitas SFB, ESAF SFB, Fusion, Jana SFB, L&T Finance, Light, Muthoot, Pahal, Satin, Spandana, Ujjivan SFB

Name of State(s)/ UT(s)	Name of the District(s)	No. of MLIs present in the district	No. of Banks/ UCB/SFBs present in the district	Name of MLIs, Banks, UCB, and SFBs having microfinance operations in the district
Gujarat (GJ)	Botad	8	3	Annapurna Finance, Bandhan Bank, Belstar, Ceejay, CreditAccess, Equitas SFB, Fusion, L&T Finance, Light, Pahal, Ujjivan SFB
	Chhota Udaipur	10	4	Annapurna Finance, Asirvad, AU SFB, Bandhan Bank, CreditAccess, ESAF SFB, Fusion, IIFL Samasta, L&T Finance, Muthoot, NABFINS, Sindhuja, Svatantra, Ujjivan SFB
	Dahod	24	6	Annapurna Finance, Arohan, Asirvad, AU SFB, Avanti Finance, Bandhan Bank, Belstar, CreditAccess, ESAF SFB, Fusion, Hindusthan, IIFL Samasta, Jana SFB, L&T Finance, Light, Midland, MPower, Muthoot, NABFINS, Namra, NOCPL, Pahal, Prayas, Satin, Satya, Spandana, Suryoday SFB, Svatantra, UFin Financial, Ujjivan SFB
	Dang	1	1	Bandhan Bank, Belstar
	Devbhoomi Dwarka	5	1	Bandhan Bank, Ceejay, CreditAccess, Fusion, L&T Finance, Satin
	Gandhinagar	20	6	Arohan, Asirvad, AU SFB, Avanti Finance, Bajaj Finance, Bandhan Bank, Belstar, BSS Sonata, Ceejay, CreditAccess, Equitas SFB, ESAF SFB, Hindusthan, Jana SFB, L&T Finance, Light, Midland, Muthoot, NABFINS, NOCPL, Pahal, Satya, SEWA Bank, Sindhuja, Spandana, Svatantra
	Gir Somnath	1	1	Bandhan Bank, CreditAccess
	Jamnagar	9	4	Bandhan Bank, BSS Sonata, Ceejay, CreditAccess, Equitas SFB, Fusion, Jana SFB, L&T Finance, Light, Muthoot, Pahal, Satin, Ujjivan SFB
	Junagadh	3	3	Bandhan Bank, Ceejay, CreditAccess, Equitas SFB, Jana SFB, Satin
	Kheda	31	9	Annapurna Finance, Arohan, Asirvad, AU SFB, Avanti Finance, Bajaj Finance, Bandhan Bank, Belstar, BSS Sonata, Ceejay, CreditAccess, Equitas SFB, ESAF SFB, Federal Bank, Fusion, Hindusthan, IIFL Samasta, Jana SFB, L&T Finance, Light, Midland, MPower, Muthoot, NABFINS, Namra, NOCPL, Pahal, Prayas, Satin, Satya, SEWA Bank, SIF, Sindhuja, Spandana, Suryoday SFB, Svasti, Svatantra, The Saath, UFin Financial, Ujjivan SFB
	Kutch	9	5	Bandhan Bank, Ceejay,CreditAccess, Federal Bank, Jana SFB, Light, Namra, Pahal, Prayas, Satin, SEWA Bank, SIF, The Saath, Ujjivan SFB
	Mahisagar	23	7	Annapurna Finance, Asirvad, AU SFB, Avanti Finance, Bandhan Bank, Belstar, CreditAccess, ESAF SFB, Federal Bank, Fusion, Hindusthan, IIFL Samasta, Jana SFB, L&T Finance, Light, Midland, MPower, Muthoot, NABFINS, NOCPL, Pahal, Prayas, Satin, Satya, SIF, Spandana, Suryoday SFB, Svatantra, UFin Financial, Ujjivan SFB
	Mehsana	20	8	Arohan, Asirvad, AU SFB, Avanti Finance, Bajaj Finance, Bandhan Bank, Belstar, BSS Sonata, Ceejay, CreditAccess, Equitas SFB, ESAF SFB, Fusion, Hindusthan, Jana SFB, L&T Finance, Midland, MPower, NABFINS, Namra, Pahal, Satin, SEWA Bank, Sindhuja, Spandana, Suryoday SFB, Svatantra, Ujjivan SFB
	Morbi	7	4	Bandhan Bank, Ceejay, CreditAccess, Equitas SFB, Fusion, Jana SFB, Light, Pahal, Prayas, Satin, Ujjivan SFB
	Narmada	12	4	Annapurna Finance, Asirvad, AU SFB, Bajaj Finance, Bandhan Bank, Belstar, BSS Sonata, CreditAccess, Fusion, IIFL Samasta, Muthoot, Pahal, Satya, Sindhuja, Suryoday SFB, Ujjivan SFB
	Navsari	13	6	Asirvad, AU SFB, Avanti Finance, Bajaj Finance, Bandhan Bank, Belstar, Ceejay, CreditAccess, Equitas SFB, ESAF SFB, IIFL Samasta, L&T Finance, Midland, Pahal, Suryoday SFB, Svatantra, UFin Financial, Ujjivan SFB, Unnatti Finserv
	Panchmahal	28	9	Annapurna Finance, Arohan, Asirvad, AU SFB, Avanti Finance, Bandhan Bank, Belstar, BSS Sonata, CreditAccess, Equitas SFB, ESAF SFB, Federal Bank, Fusion, Hindusthan, IIFL Samasta, Jana SFB, L&T Finance, Light, Midland, MPower, Muthoot, NABFINS, Namra, NOCPL, Pahal, Prayas, Satin, Satya, SIF, Sindhuja, Spandana, Suryoday SFB, Svasti, Svatantra, UFin Financial, Ujjivan SFB, Unity SFB
	Patan	7	6	AU SFB, Bandhan Bank, BSS Sonata, Ceejay, CreditAccess, ESAF SFB, Jana SFB, L&T Finance, NOCPL, Pahal, Satin, SEWA Bank, Ujjivan SFB
	Rajkot	10	4	Bandhan Bank, BSS Sonata, Ceejay, CreditAccess, Equitas SFB, Fusion, Jana SFB, L&T Finance, Light, NOCPL, Pahal, Satin, UFin Financial, Ujjivan SFB

Name of State(s)/ UT(s)	Name of the District(s)	No. of MLIs present in the district	No. of Banks/ UCB/SFBs present in the district	Name of MLIs, Banks, UCB, and SFBs having microfinance operations in the district
Gujarat (GJ)	Sabarkantha	23	7	Annapurna Finance, Arohan, Asirvad, AU SFB, Avanti Finance, Bandhan Bank, Belstar, BSS Sonata, CreditAccess, ESAF SFB, Fusion, Hindusthan, Jana SFB, L&T Finance, Light, Midland, MPower, Muthoot, NABFINS, Namra, NOCPL, Pahal, Satin, Satya, SEWA Bank, Sindhuja, Spandana, Suryoday SFB, Svatantra, Ujjivan SFB
	Surat	19	7	Annapurna Finance, Arohan, Asirvad, AU SFB, Bajaj Finance, Bandhan Bank, Belstar, BSS Sonata, Ceejay, CreditAccess, Equitas SFB, ESAF SFB, Fusion, IIFL Samasta, Jana SFB, L&T Finance, Light, Midland, Namra, Pahal, Satin, Suryoday SFB, Svasti, UFin Financial, Ujjivan SFB, Unnatti Finserv
	Surendran-agar	15	4	Avanti Finance, Bandhan Bank, Belstar, BSS Sonata, Ceejay, CreditAccess, Equitas SFB, Fusion, Jana SFB, L&T Finance, Light, NOCPL, Pahal, Prayas, Satya, SEWA Bank, Spandana, Satin, Svatantra
	Tapi	8	4	Asirvad, AU SFB, Bandhan Bank, Belstar, BSS Sonata, Ceejay, CreditAccess, IIFL Samasta, Light, Pahal, Suryoday SFB, Ujjivan SFB
	Vadodara	29	8	Arohan, Asirvad, AU SFB, Avanti Finance, Bajaj Finance, Bandhan Bank, Belstar, BSS Sonata, Ceejay, CreditAccess, Equitas SFB, ESAF SFB, Fusion, Hindusthan, IIFL Samasta, Jana SFB, L&T Finance, Light, Midland, MPower, Muthoot, NABFINS, Namra, NOCPL, Pahal, Prayas, Satin, Satya, SEWA Bank, Shroff, Sindhuja, Spandana, Suryoday SFB, Svasti, Svatantra, UFin Financial, Ujjivan SFB
	Valsad	13	5	Arohan, Asirvad, AU SFB, Bajaj Finance, Bandhan Bank, Belstar, Ceejay, CreditAccess, IIFL Samasta, Jana SFB, L&T Finance, Light, Muthoot, Namra, Pahal, Suryoday SFB, Ujjivan SFB, Unnatti Finserv
Haryana (HR)	Ambala	23	6	Annapurna Finance, Asirvad, AU SFB, Avanti Finance, Avanti Microfinance, Bandhan Bank, BSS Sonata, Digamber, Dvara KGFS, Federal Bank, Fusion, IIFL Samasta, Jana SFB, Kamal Fincap, L&T Finance, Light, Muthoot, Namra, Satin, Satya, Save Microfinance, Sindhuja, Spandana, Svatantra, Swabhimaan, Swastik Finance, Ujjivan SFB, Utkarsh SFB, VFS Capital
	Bhiwani	23	4	Annapurna Finance, Arohan, Asirvad, Bandhan Bank, Belstar, Digamber, Dvara KGFS, ESAF SFB, Fusion, IIFL Samasta, Kamal Fincap, L&T Finance, Light, Midland, Mitrata, Muthoot, Pahal, Samavesh, Satin, Satya, Save Microfinance, Sindhuja, Sugmya, Svamaan, Svatantra, Ujjivan SFB, Utkarsh SFB
	Charkhi Dadri	10	1	Annapurna Finance, Asirvad, Belstar, Digamber, Humana, L&T Finance, Light, NOCPL, Satya, Sindhuja, Utkarsh SFB
	Faridabad	5	6	Bandhan Bank, Belstar, ESAF SFB, Federal Bank, Jana SFB, Midland, Satin, Satya, Shikhar Urban, Ujjivan SFB, Utkarsh SFB
	Fatehabad	19	4	Annapurna Finance, Asirvad, Avanti Finance, Bandhan Bank, Digamber, Dvara KGFS, Federal Bank, Fusion, Kamal Fincap, L&T Finance, Light, Magenta, Midland, Mitrata, Muthoot, Satin, Satya, Save Microfinance, Svamaan, Svatantra, Swabhimaan, Ujjivan SFB, Utkarsh SFB
	Gurugram	14	5	Annapurna Finance, Bandhan Bank, Digamber, ESAF SFB, Fusion, Humana, IIFL Samasta, Jana SFB, Kamal Fincap, L&T Finance, Light, Midland, NOCPL, Pahal, Satin, Svamaan, Svatantra, Ujjivan SFB, Utkarsh SFB
	Hansi	1	0	Satin
	Hisar	24	4	Annapurna Finance, Asirvad, Bandhan Bank, Belstar, Digamber, Dvara KGFS, Equitas SFB, Fusion, Humana, IIFL Samasta, Kamal Fincap, L&T Finance, Light, Midland, Mitrata, Muthoot, Namra, Pahal, Satin, Satya, Save Microfinance, Sindhuja, Spandana, Sugmya, Svamaan, Svatantra, Ujjivan SFB, Utkarsh SFB
	Jhajjar	6	6	Annapurna Finance, Asirvad, AU SFB, Bandhan Bank, ESAF SFB, Jana SFB, L&T Finance, Light, Muthoot, NOCPL, Ujjivan SFB, Utkarsh SFB
	Jind	20	7	Annapurna Finance, Asirvad, AU SFB, Avanti Finance, Bandhan Bank, Belstar, Digamber, Dvara KGFS, Equitas SFB, ESAF SFB, Fusion, IIFL Samasta, Jana SFB, Federal Bank, Kamal Fincap, L&T Finance, Light, Midland, Muthoot, NOCPL, Pahal, Satin, Satya, Save Microfinance, Sindhuja, Swabhimaan, Ujjivan SFB
	Kaithal	19	7	Annapurna Finance, Asirvad, AU SFB, Avanti Finance, Bandhan Bank, Digamber, Dvara KGFS, Equitas SFB, Federal Bank, Fusion, Jana SFB, Kamal Fincap, L&T Finance, Light, Magenta, Muthoot, Namra, NOCPL, Pahal, Satin, Satya, Sindhuja, Svatantra, Swabhimaan, Ujjivan SFB, Utkarsh SFB

Name of State(s)/ UT(s)	Name of the District(s)	No. of MLIs present in the district	No. of Banks/ UCB/SFBs present in the district	Name of MLIs, Banks, UCB, and SFBs having microfinance operations in the district
Haryana (HR)	Karnal	24	7	Annapurna Finance, Asirvad, AU SFB, Avanti Finance, Avanti Microfinance, Bandhan Bank, BSS Sonata, Digamber, Dvara KGFS, Equitas SFB, Federal Bank, Fusion, IIFL Samasta, Jana SFB, Kamal Fincap, L&T Finance, Light, Magenta, Midland, Muthoot, Namra, Pahal, Satin, Satya, Save Microfinance, Spandana, Svatantra, Swabhimaan, Swastik Finance, Ujjivan SFB, Utkarsh SFB
	Kurukshetra	24	6	Annapurna Finance, Asirvad, AU SFB, Avanti Finance, Avanti Microfinance, Bandhan Bank, BSS Sonata, Digamber, Dvara KGFS, Federal Bank, Fusion, Jana SFB, Kamal Fincap, L&T Finance, Light, Midland, Muthoot, Namra, NOCPL, Pahal, Satin, Satya, Sindhuja, Sugmya, Svatantra, Swabhimaan, Swastik Finance, Ujjivan SFB, Utkarsh SFB, VFS Capital
	Mahen-dragarh	23	4	Annapurna Finance, Arohan, Asirvad, Bandhan Bank, Digamber, Dvara KGFS, ESAF SFB, Fusion, Humana, IIFL Samasta, Kamal Fincap, L&T Finance, Midland, Mitrata, MPower, Muthoot, Pahal, Satin, Satya, Save Microfinance, Sindhuja, Spandana, Sugmya, Svamaan, Svatantra, Ujjivan SFB, Utkarsh SFB
	Palwal	6	3	Digamber, Federal Bank, Muthoot, NOCPL, Satin, Satya, Shikhar Urban, Ujjivan SFB, Utkarsh SFB
	Panchkula	5	3	Annapurna Finance, AU SFB, BSS Sonata, Jana SFB, Light, Satin, Swastik Finance, Ujjivan SFB
	Panipat	15	6	Annapurna Finance, Asirvad, AU SFB, Bandhan Bank, BSS Sonata, Digamber, Dvara KGFS, Equitas SFB, Fusion, Jana SFB, Kamal Fincap, L&T Finance, Light, Muthoot, Namra, Pahal, Satin, Satya, Swastik Finance, Ujjivan SFB, Utkarsh SFB
	Rewari	23	6	Annapurna Finance, Arohan, Asirvad, Avanti Finance, Bandhan Bank, Belstar, Digamber, ESAF SFB, Fusion, Humana, IIFL Samasta, Jana SFB, Kamal Fincap, L&T Finance, Light, Midland, Mitrata, Muthoot, Pahal, Satin, Satya, Save Microfinance, Sindhuja, Spandana, Sugmya, Svatantra, Ujjivan SFB, Unity SFB, Utkarsh SFB
	Rohtak	14	5	Annapurna Finance, Asirvad, Avanti Finance, Bandhan Bank, Digamber, Equitas SFB, ESAF SFB, Fusion, IIFL Samasta, Jana SFB, Kamal Fincap, L&T Finance, Muthoot, NOCPL, Pahal, Satin, Satya, Spandana, Ujjivan SFB
	Sirsa	18	5	Annapurna Finance, Asirvad, Avanti Finance, Bandhan Bank, Digamber, Equitas SFB, Federal Bank, Fusion, IIFL Samasta, L&T Finance, Light, Midland, Mitrata, Muthoot, Pahal, Satin, Satya, Save Microfinance, Svamaan, Svatantra, Swabhimaan, Ujjivan SFB, Utkarsh SFB
	Sonipat	11	5	Asirvad, Bandhan Bank, Dvara KGFS, Equitas SFB, IIFL Samasta, Jana SFB, Kamal Fincap, L&T Finance, Light, Midland, Muthoot, Pahal, Satin, Svatantra, Ujjivan SFB, Utkarsh SFB
	Yamunan-agar	28	5	Annapurna Finance, Asirvad, Avanti Finance, Avanti Microfinance, Bandhan Bank, BSS Sonata, Digamber, DIMC, Dvara KGFS, Federal Bank, Fusion, IIFL Samasta, Jana SFB, Kamal Fincap, L&T Finance, Light, Magenta, Midland, Muthoot, Namra, NOCPL, P.A. Securities, Satin, Satya, Save Microfinance, Sindhuja, Sugmya, Svatantra, Swabhimaan, Swastik Finance, Ujjivan SFB, Utkarsh SFB, VFS Capital
Himachal Pradesh (HP)	Bilaspur	4	0	Annapurna Finance, DIMC, Light, Satya
	Chamba	1	0	Annapurna Finance
	Hamirpur	3	0	Annapurna Finance, Midland, Satya
	Kangra	5	0	Annapurna Finance, Fusion, Light, Midland, Satya
	Kullu	2	0	Annapurna Finance, Satya
	Mandi	4	0	Annapurna Finance, Fusion, Muthoot, Satya
	Shimla	1	0	Annapurna Finance
	Sirmaur	9	1	Avanti Finance, Avanti Microfinance, Digamber, DIMC, Light, Muthoot, Satin, Satya, Spandana, Utkarsh SFB
	Solan	5	2	Annapurna Finance, Bandhan Bank, Bank of India, Fusion, Muthoot, Satya, Swastik Finance
	Una	7	1	Annapurna Finance, Digamber, Fusion, Light, Midland, Muthoot, Satya, Ujjivan SFB
Jammu & Kashmir (JK)	Jammu	5	0	Digamber, Fusion, Midland, Satin, Satya

Name of State(s)/ UT(s)	Name of the District(s)	No. of MLIs present in the district	No. of Banks/ UCB/SFBs present in the district	Name of MLIs, Banks, UCB, and SFBs having microfinance operations in the district
Jammu & Kashmir (JK)	Kathua	3	0	Fusion, Midland, Satya
	Samba	2	0	Digamber, Satya
	Udhampur	1	0	Satya
Jharkhand (JH)	Bokaro	21	6	Annapurna Finance, Arohan, Asirvad, Bandhan Bank, CreditAccess, Dvara KGFS, ESAF SFB, Federal Bank, Fusion, IIFL Samasta, Jana SFB, Kamal Fincap, Light, Midland, Muthoot, NABFINS, Pragati Finserv, Sampurna Financial, Satin, Satya, Spandana, Svamaan, Svatantra, Ujjivan SFB, Utkarsh SFB, Uttrayan, Vedika
	Chatra	27	5	Annapurna Finance, Arohan, Asirvad, Avanti Finance, Bajaj Finance, Bandhan Bank, Belstar, BSS Sonata, Cashpor, CreditAccess, ESAF SFB, Federal Bank, Fusion, ICICI Bank, IIFL Samasta, Kamal Fincap, Light, Midland, Muthoot, NABFINS, Pragati Finserv, Prayatna, Satin, Satya, Save Microfinance, Sindhuja, Spandana, Svamaan, Svatantra, Swabhimaan, Utkarsh SFB, Vedika
	Deoghar	20	4	Annapurna Finance, Arohan, Asirvad, Avanti Finance, Bajaj Finance, Bandhan Bank, Belstar, CreditAccess, Fusion, Grameen Shakti, IIFL Samasta, Jagaran, Jana SFB, Light, Midland, NABFINS, Satin, Save Microfinance, Spandana, Svatantra, Ujjivan SFB, Utkarsh SFB, Uttrayan, VFS Capital
	Dhanbad	22	5	Annapurna Finance, Arohan, Asirvad, Bajaj Finance, Bandhan Bank, CreditAccess, Dvara KGFS, ESAF SFB, Fusion, IIFL Samasta, Jana SFB, Kamal Fincap, Janakalyan, Light, Midland, Muthoot, NABFINS, Namra, Satin, Satya, Spandana, Srifin, Svamaan, Svatantra, Ujjivan SFB, Utkarsh SFB, Vedika
	Dumka	19	3	ACFL, Annapurna Finance, Arohan, Asirvad, Avanti Finance, Avanti Microfinance, Bandhan Bank, CreditAccess, Dvara KGFS, ESAF SFB, Fusion, Grameen Shakti, Midland, Muthoot, Satin, Satya, Sindhuja, Spandana, Svatantra, Utkarsh SFB, Vedika, VFS Capital
	East Singhbhum	13	5	Annapurna Finance, Arohan, Asirvad, Bajaj Finance, Bandhan Bank, CreditAccess, Dvara KGFS, ESAF SFB, Fusion, IIFL Samasta, Jana SFB, Midland, NABFINS, Namra, Satin, Ujjivan SFB, Utkarsh SFB, VFS Capital
	Garhwa	27	5	Annapurna Finance, Arohan, Aviral, Bandhan Bank, Cashpor, CreditAccess, Dvara KGFS, ESAF SFB, Fusion, ICICI Bank, IIFL Samasta, Kamal Fincap, Light, Midland, Muthoot, NABFINS, Namra, Pragati Finserv, Prayatna, Samavesh, Satin, Satya, Save Microfinance, Sindhuja, Spandana, Sugmya, Svamaan, Svatantra, Ujjivan SFB, Utkarsh SFB, Vedika, VFS Capital
	Giridih	33	5	ACFL, Annapurna Finance, Arohan, Asirvad, Bajaj Finance, Bandhan Bank, Belstar, BSS Sonata, Cashpor, CreditAccess, Dvara KGFS, ESAF SFB, Federal Bank, Fusion, Grameen Shakti, IIFL Samasta, Jagaran, Janakalyan, Kamal Fincap, L&T Finance, Light, Midland, Muthoot, NABFINS, Sampurna Financial, Satin, Satya, Save Microfinance, Sindhuja, Spandana, Srifin, Sugmya, Svamaan, Svatantra, Ujjivan SFB, Utkarsh SFB, Uttrayan, Vedika
	Godda	20	4	Annapurna Finance, Arohan, Asirvad, Avanti Finance, Avanti Microfinance, Bandhan Bank, Belstar, CreditAccess, Dvara KGFS, ESAF SFB, Federal Bank, Fusion, Midland, Muthoot, Satin, Satya, Save Microfinance, Sindhuja, Spandana, Svamaan, Svatantra, Swabhimaan, Utkarsh SFB, Vedika
	Gumla	14	3	Annapurna Finance, Arohan, Asirvad, Aviral, Bajaj Finance, Bandhan Bank, Cashpor, CreditAccess, Fusion, ICICI Bank, Light, Muthoot, Pragati Finserv, Satin, Svatantra, Utkarsh SFB, VFS Capital
	Hazaribagh	33	6	ACFL, Annapurna Finance, Arohan, Asirvad, Avanti Finance, Avanti Microfinance, Bajaj Finance, Bandhan Bank, Belstar, BSS Sonata, Cashpor, CreditAccess, Dvara KGFS, ESAF SFB, Federal Bank, Fusion, IIFL Samasta, Jana SFB, Kamal Fincap, Light, Midland, Muthoot, NABFINS, NBJK, Prayatna, Sampurna Financial, Satin, Satya, Save Financial, Save Microfinance, Sindhuja, Spandana, Sugmya, Svamaan, Svatantra, Ujjivan SFB, Utkarsh SFB, Uttrayan, Vedika
	Jamtara	5	2	Bandhan Bank, ESAF SFB, Fusion, Grameen Shakti, Janakalyan, Satin, Spandana
	Khunti	16	3	Annapurna Finance, Asirvad, Avanti Finance, Avanti Microfinance, Aviral, Bajaj Finance, Bandhan Bank, BSS Sonata, Cashpor, CreditAccess, Federal Bank, Fusion, Midland, Namra, NBJK, Pragati Finserv, Sampurna Financial, Srifin, Utkarsh SFB

Name of State(s)/ UT(s)	Name of the District(s)	No. of MLIs present in the district	No. of Banks/ UCB/SFBs present in the district	Name of MLIs, Banks, UCB, and SFBs having microfinance operations in the district
Jharkhand (JH)	Koderma	24	3	ACFL, Annapurna Finance, Arohan, Asirvad, Bajaj Finance, Bandhan Bank, BSS Sonata, Cashpor, CreditAccess, Dvara KGFS, Fusion, IIFL Samasta, Kamal Fincap, Light, Midland, Muthoot, NABFINS, Pragati Finserv, Satin, Satya, Sindhuja, Spandana, Svamaan, Svatantra, Ujjivan SFB, Utkarsh SFB, Vedika
	Latehar	21	5	Annapurna Finance, Asirvad, Avanti Finance, Bajaj Finance, Bandhan Bank, BSS Sonata, Cashpor, CreditAccess, Federal Bank, Fusion, ICICI Bank, IIFL Samasta, Muthoot, NABFINS, Pragati Finserv, Prayatna, Satin, Satya, Save Microfinance, Sindhuja, Spandana, Svamaan, Svatantra, Swabhimaan, Unity SFB, Utkarsh SFB
	Lohardaga	10	3	Annapurna Finance, Aviral, Bajaj Finance, Bandhan Bank, BSS Sonata, Cashpor, CreditAccess, Fusion, ICICI Bank, Midland, Spandana, Svatantra, Utkarsh SFB
	Pakur	12	4	Annapurna Finance, Arohan, Asirvad, Avanti Finance, Avanti Microfinance, Bandhan Bank, CreditAccess, Dvara KGFS, ESAF SFB, Federal Bank, Fusion, Midland, Muthoot, Spandana, Utkarsh SFB, VFS Capital
	Palamu	30	5	Annapurna Finance, Arohan, Asirvad, Aviral, Bajaj Finance, Bandhan Bank, BSS Sonata, Cashpor, CreditAccess, Dvara KGFS, ESAF SFB, Fusion, ICICI Bank, IIFL Samasta, Kamal Fincap, Light, Midland, Muthoot, NABFINS, Namra, Pragati Finserv, Prayatna, Samavesh, Satin, Satya, Save Microfinance, Sindhuja, Spandana, Sugmya, Svamaan, Svatantra, Ujjivan SFB, Utkarsh SFB, Vedika, VFS Capital
	Ramgarh	15	4	Annapurna Finance, Asirvad, Bandhan Bank, BSS Sonata, Cashpor, CreditAccess, Dvara KGFS, ESAF SFB, Fusion, IIFL Samasta, Jana SFB, Kamal Fincap, Muthoot, NABFINS, Satin, Satya, Utkarsh SFB, Uttrayan, Vedika
	Ranchi	28	7	Annapurna Finance, Arohan, Asirvad, Avanti Finance, Avanti Microfinance, Aviral, Bajaj Finance, Bandhan Bank, BSS Sonata, CreditAccess, Dvara KGFS, ESAF SFB, Federal Bank, Fusion, ICICI Bank, IIFL Samasta, Jana SFB, Kamal Fincap, Light, Midland, Muthoot, NABFINS, Namra, NBJK, Pragati Finserv, Sampurna Financial, Satin, Save Microfinance, Share Microfin, Spandana, Svatantra, Ujjivan SFB, Utkarsh SFB, Vedika, VFS Capital
	Sahebganj	17	4	ACFL, Annapurna Finance, Arohan, Asirvad, Avanti Finance, Bandhan Bank, CreditAccess, ESAF SFB, Federal Bank, Fusion, Jagaran, Midland, Muthoot, Sarala, Satin, Satya, Save Microfinance, Spandana, Svamaan, Utkarsh SFB, Uttrayan
	Seraikela Kharsawan	13	3	Asirvad, Avanti Finance, Avanti Microfinance, Bajaj Finance, Bandhan Bank, Cashpor, Fusion, IIFL Samasta, Midland, Muthoot, NABFINS, Namra, Satin, Ujjivan SFB, Utkarsh SFB, VFS Capital
	Simdega	3	3	Bandhan Bank, Cashpor, ICICI Bank, Muthoot, Svatantra, Utkarsh SFB
	West Singhbhum	13	2	Annapurna Finance, Arohan, Asirvad, Avanti Finance, Avanti Microfinance, Bandhan Bank, Cashpor, CreditAccess, Dvara KGFS, Fusion, Midland, NABFINS, Namra, Spandana, Utkarsh SFB
Karnataka (KA)	Bagalkot	29	8	Annapurna Finance, Arohan, Asirvad, AU SFB, Avanti Finance, Avanti Microfinance, Bajaj Finance, Bandhan Bank, Belstar, BSS Sonata, CreditAccess, ESAF SFB, Federal Bank, Fusion, IDF, IIFL Samasta, Jana SFB, Karur Vysya Bank, L&T Finance, Muthoot, NABFINS, Namra, Navachetana Livelihoods, NOCPL, Pahal, Pragati Finserv, Sanghamithra, Satya, Save Microfinance, SIF, SKDRDP, Spandana, Srifin, Suryoday SFB, Svamaan, Svatantra, Ujjivan SFB
	Ballari (formerly known as Bellary)	29	7	Annapurna Finance, Arohan, Asirvad, AU SFB, Avanti Finance, Bajaj Finance, Belstar, BSS Sonata, CreditAccess, Equitas SFB, ESAF SFB, Federal Bank, Fusion, Hindusthan, IDF, IIFL Samasta, Jana SFB, L&T Finance, Muthoot, Navachetana Livelihoods, NOCPL, Pragati Finserv, Sanghamithra, Satin, Satya, Save Financial, Save Microfinance, Share Microfin, SKDRDP, Spandana, Srifin, Sugmya, Suryoday SFB, Svamaan, Svatantra, Ujjivan SFB
	Belagavi (formerly known as Belgaum)	31	9	Agora, Annapurna Finance, Arohan, Asirvad, AU SFB, Avanti Finance, Bajaj Finance, Bandhan Bank, Belstar, BSS Sonata, CreditAccess, Equitas SFB, ESAF SFB, Federal Bank, Fusion, IDF, IIFL Samasta, Jana SFB, L&T Finance, Muthoot, NABFINS, Namra, Navachetana Livelihoods, NOCPL, Pahal, Pragati Finserv, Sanghamithra, Satya, Save Financial, Save Microfinance, SIF, SKDRDP, Spandana, Srifin, Sugmya, Suryoday SFB, Svamaan, Svatantra, Ujjivan SFB, Utkarsh SFB

Name of State(s)/ UT(s)	Name of the District(s)	No. of MLIs present in the district	No. of Banks/ UCB/SFBs present in the district	Name of MLIs, Banks, UCB, and SFBs having microfinance operations in the district
Karnataka (KA)	Bengaluru North (formerly known as Bengaluru Rural)	22	9	Annapurna Finance, Arohan, Asirvad, AU SFB, Avanti Finance, Bandhan Bank, Belstar, BSS Sonata, CreditAccess, Dvara KGFS, Equitas SFB, ESAF SFB, Federal Bank, IIFL Samasta, Jana SFB, Karur Vysya Bank, L&T Finance, NABFINS, Navachetana Livelihoods, NOCPL, Rors, Sanghamithra, Satin, Satya, Save Financial, Save Microfinance, SKDRDP, Suryoday SFB, Spandana, Svatantra, Ujjivan SFB
	Bengaluru South (formerly known as Ramanagara)	24	8	Asirvad, AU SFB, Avanti Finance, Bajaj Finance, Bandhan Bank, Belstar, BSS Sonata, CreditAccess, Dvara KGFS, Equitas SFB, ESAF SFB, Federal Bank, Fusion, IIFL Samasta, Jana SFB, L&T Finance, Muthoot, NABFINS, NOCPL, Pragati Finserv, Sanghamithra, Satin, Satya, Save Financial, Save Microfinance, SIF, SKDRDP, Spandana, Suryoday SFB, Svamaan, Svatantra, Ujjivan SFB
	Bengaluru Urban	11	7	Arohan, Asirvad, Avanti Finance, Bandhan Bank, Belstar, BWDA Finance, CreditAccess, Equitas SFB, ESAF SFB, Federal Bank, IIFL Samasta, Jana SFB, Karur Vysya Bank, L&T Finance, NABFINS, Navachetana Livelihoods, Spandana, Ujjivan SFB
	Bidar	27	7	Annapurna Finance, Arohan, Asirvad, AU SFB, Avanti Finance, Bajaj Finance, Belstar, BSS Sonata, CreditAccess, ESAF SFB, Federal Bank, Hindusthan, IIFL Samasta, Jana SFB, Karur Vysya Bank, L&T Finance, Muthoot, NABFINS, Navachetana Livelihoods, NOCPL, Pahal, Pragati Finserv, Sanghamithra, Satya, Share Microfin, SIF, SKDRDP, Spandana, Srifin, Sugmya, Suryoday SFB, Svamaan, Svatantra, Utkarsh SFB
	Chamarajanagar	27	8	Arohan, Asirvad, AU SFB, Avanti Finance, Bajaj Finance, Bandhan Bank, Belstar, BSS Sonata, CreditAccess, Dvara KGFS, Equitas SFB, ESAF SFB, Federal Bank, Fusion, IIFL Samasta, Jana SFB, L&T Finance, Muthoot, NABFINS, NOCPL, Pragati Finserv, REPCO, Sanghamithra, Satin, Satya, Save Financial, Save Microfinance, SIF, SKDRDP, Spandana, Suryoday SFB, Sushravya, Svamaan, Svatantra, Ujjivan SFB
	Chikkaballapur	21	7	Annapurna Finance, Asirvad, AU SFB, Avanti Finance, Bajaj Finance, Bandhan Bank, Belstar, BSS Sonata, CreditAccess, ESAF SFB, Federal Bank, Fusion, IIFL Samasta, Jana SFB, Karur Vysya Bank, L&T Finance, Muthoot, Navachetana Livelihoods, NOCPL, Rors, Satin, Satya, Save Microfinance, SIF, SKDRDP, Spandana, Svatantra, Ujjivan SFB
	Chikkamagaluru	22	6	Arohan, Asirvad, AU SFB, Avanti Finance, Bajaj Finance, Bandhan Bank, Belstar, BSS Sonata, CreditAccess, Equitas SFB, ESAF SFB, Federal Bank, Fusion, IDF, IIFL Samasta, L&T Finance, Muthoot, Navachetana Livelihoods, NOCPL, Sanghamithra, Satya, Save Financial, Save Microfinance, SIF, SKDRDP, Spandana, Suryoday SFB, Svatantra
	Chitradurga	28	8	Annapurna Finance, Arohan, Asirvad, AU SFB, Bajaj Finance, Bandhan Bank, Belstar, BSS Sonata, CreditAccess, Equitas SFB, ESAF SFB, Federal Bank, Fusion, Hindusthan, IDF, IIFL Samasta, L&T Finance, Muthoot, NABFINS, Navachetana Livelihoods, NOCPL, Pahal, Pragati Finserv, Sanghamithra, Satin, Satya, Save Financial, Save Microfinance, SIF, SKDRDP, Spandana, Suryoday SFB, Svamaan, Svatantra, Ujjivan SFB, Unity SFB
	Dakshina Kannada	5	2	Asirvad, Bandhan Bank, CreditAccess, Jana SFB, L&T Finance, Muthoot, SKDRDP
	Davanagere	30	9	Annapurna Finance, Arohan, Asirvad, AU SFB, Avanti Finance, Bajaj Finance, Bandhan Bank, Belstar, BSS Sonata, CreditAccess, Equitas SFB, ESAF SFB, Federal Bank, Fusion, Hindusthan, IDF, IIFL Samasta, Jana SFB, Karur Vysya Bank, L&T Finance, Muthoot, NABFINS, Navachetana Livelihoods, NOCPL, Pahal, Pragati Finserv, Sanghamithra, Satin, Satya, Save Financial, Save Microfinance, SIF, SKDRDP, Spandana, Srifin, Suryoday SFB, Svamaan, Svatantra, Ujjivan SFB
	Dharwad	28	10	Agora, Annapurna Finance, Arohan, Asirvad, AU SFB, Bajaj Finance, Bandhan Bank, Belstar, BSS Sonata, CreditAccess, Equitas SFB, ESAF SFB, Federal Bank, Fusion, IDF, IIFL Samasta, Jana SFB, Karur Vysya Bank, L&T Finance, Muthoot, NABFINS, Namra, Navachetana Livelihoods, NOCPL, Pahal, Pragati Finserv, Sanghamithra, Satya, Share Microfin, SKDRDP, Spandana, Srifin, Sugmya, Suryoday SFB, Svamaan, Svatantra, Ujjivan SFB, Utkarsh SFB
	Gadag	23	7	Annapurna Finance, Arohan, Asirvad, Bajaj Finance, Bandhan Bank, Belstar, BSS Sonata, CreditAccess, Equitas SFB, ESAF SFB, Federal Bank, Fusion, IDF, IIFL Samasta, L&T Finance, Muthoot, Navachetana Livelihoods, NOCPL, Pragati Finserv, Sanghamithra, Satya, SKDRDP, Spandana, Srifin, Sugmya, Suryoday SFB, Svamaan, Svatantra, Ujjivan SFB, Utkarsh SFB

Name of State(s)/ UT(s)	Name of the District(s)	No. of MLIs present in the district	No. of Banks/ UCB/SFBs present in the district	Name of MLIs, Banks, UCB, and SFBs having microfinance operations in the district
Karnataka (KA)	Hassan	25	8	Arohan, Asirvad, AU SFB, Avanti Finance, Bajaj Finance, Bandhan Bank, Belstar, BSS Sonata, CreditAccess, Dvara KGFS, Equitas SFB, ESAF SFB, Federal Bank, Fusion, IIFL Samasta, Jana SFB, L&T Finance, Muthoot, NABFINS, NOCPL, Pragati Finserv, Sanghamithra, Satin, Satya, Save Financial, Save Microfinance, SIF, SKDRDP, Spandana, Suryoday SFB, Svamaan, Svatantra, Ujjivan SFB
	Haveri	30	8	Annapurna Finance, Arohan, Asirvad, AU SFB, Avanti Finance, Bajaj Finance, Bandhan Bank, Belstar, BSS Sonata, CreditAccess, Equitas SFB, ESAF SFB, Federal Bank, Fusion, IDF, IIFL Samasta, L&T Finance, Muthoot, NABFINS, Namra, NOCPL, PAFT Inclusive, Pahal, Pragati Finserv, Sanghamithra, Satin, Satya, Save Financial,SIF, SKDRDP, Spandana, Srifin, Sugmya, Suryoday SFB, Svamaan, Svatantra, Ujjivan SFB, Utkarsh SFB
	Kalaburagi (formerly known as Gulbarga)	27	8	Annapurna Finance, Arohan, Asirvad, AU SFB, Avanti Finance, Avanti Microfinance, Bajaj Finance, Belstar, BSS Sonata, CreditAccess, ESAF SFB, Federal Bank, Hindusthan, IDF, IIFL Samasta, Jana SFB, Karur Vysya Bank, L&T Finance, Muthoot, NABFINS, Navachetana Livelihoods, NOCPL, Pahal, Sanghamithra, Satya, Save Financial, SKDRDP, Spandana, Srifin, Sugmya, Suryoday SFB, Svamaan, Svatantra, Ujjivan SFB, Utkarsh SFB
	Kodagu	19	4	Arohan, Asirvad, Bajaj Finance, Bandhan Bank, Belstar, BSS Sonata, CreditAccess, ESAF SFB, Federal Bank, IIFL Samasta, Karur Vysya Bank, Muthoot, NABFINS, NOCPL, Pragati Finserv, Sanghamithra, Satya, Save Financial, Save Microfinance, SKDRDP, Sushravya, SIF, Spandana
	Kolar	21	4	Asirvad, AU SFB, Avanti Finance, Bajaj Finance, Bandhan Bank, Belstar, BSS Sonata, CreditAccess, ESAF SFB, Federal Bank, IIFL Samasta, L&T Finance, Muthoot, Navachetana Livelihoods, NOCPL, Rors, Sanghamithra, Satin, Satya, Save Financial, Save Microfinance, SIF, SKDRDP, Spandana, Svatantra
	Koppal	30	7	Annapurna Finance, Arohan, Asirvad, AU SFB, Bajaj Finance, Bandhan Bank, Belstar, BSS Sonata, CreditAccess, ESAF SFB, Federal Bank, Fusion, Hindusthan, IDF, IIFL Samasta, Karur Vysya Bank, L&T Finance, Muthoot, NABFINS, Namra, Navachetana Livelihoods, NOCPL, Pahal, Pragati Finserv, Sanghamithra, Satin, Satya, Save Financial, Save Microfinance, SIF, SKDRDP, Spandana, Sugmya, Suryoday SFB, Svamaan, Svatantra, Ujjivan SFB
	Mandya	28	7	Annapurna Finance, Arohan, Asirvad, AU SFB, Avanti Finance, Bajaj Finance, Bandhan Bank, Belstar, BSS Sonata, CreditAccess, Dvara KGFS, Equitas SFB, ESAF SFB, Federal Bank, Fusion, IIFL Samasta, L&T Finance, Muthoot, NABFINS, NOCPL, Opportunity Microfinance, Pragati Finserv, Sanghamithra, Satin, Satya, Save Financial, Save Microfinance, SIF, SKDRDP, Suryoday SFB, Sushravya, Spandana, Svamaan, Svatantra, Ujjivan SFB
	Mysuru	29	9	Annapurna Finance, Arohan, Asirvad, AU SFB, Avanti Finance, Bajaj Finance, Bandhan Bank, Belstar, BSS Sonata, CreditAccess, Dvara KGFS, Equitas SFB, ESAF SFB, Federal Bank, Fusion, IIFL Samasta, Jana SFB, JMJ Microfin, Karur Vysya Bank, L&T Finance, Muthoot, NABFINS, NOCPL, Pragati Finserv, Sanghamithra, Satin, Satya, Save Financial, Save Microfinance, Share Microfin, SIF, SKDRDP, Spandana, Suryoday SFB, Sushravya, Svamaan, Svatantra, Ujjivan SFB
	Raichur	29	7	Annapurna Finance, Arohan, Asirvad, AU SFB, Avanti Finance, Avanti Microfinance, Bajaj Finance, Belstar, BSS Sonata, CreditAccess, ESAF SFB, Federal Bank, Fusion, IDF, IIFL Samasta, Jana SFB, Karur Vysya Bank, L&T Finance, Muthoot, NABFINS, Namra, Navachetana Livelihoods, NOCPL, Pragati Finserv, Sanghamithra, Satya, Save Financial, Save Microfinance, SIF, SKDRDP, Spandana, Srifin, Suryoday SFB, Svamaan, Svatantra, Ujjivan SFB
	Shivamogga	25	8	Arohan, Asirvad, AU SFB, Avanti Finance, Bandhan Bank, Belstar, BSS Sonata, CreditAccess, Equitas SFB, ESAF SFB, Federal Bank, Fusion, IDF, IIFL Samasta, Jana SFB, L&T Finance, Muthoot, NABFINS, NOCPL, PAFT Inclusive, Sanghamithra, Satin, Satya, Save Financial, Save Microfinance, SIF, SKDRDP, Spandana, Srimarikamba, Suryoday SFB, Svamaan, Svatantra, Ujjivan SFB

Name of State(s)/ UT(s)	Name of the District(s)	No. of MLIs present in the district	No. of Banks/ UCB/SFBs present in the district	Name of MLIs, Banks, UCB, and SFBs having microfinance operations in the district
Karnataka (KA)	Tumakuru	28	8	Annapurna Finance, Arohan, Asirvad, AU SFB, Avanti Finance, Bajaj Finance, Bandhan Bank, Belstar, BSS Sonata, CreditAccess, Dvara KGFS, Equitas SFB, ESAF SFB, Federal Bank, Fusion, IDF, IIFL Samasta, Jana SFB, L&T Finance, Muthoot, NABFINS, Navachetana Livelihoods, NOCPL, Pragati Finserv, Sanghamithra, Satin, Satya, Save Financial, Save Microfinance, SIF, SKDRDP, Spandana, Suryoday SFB, Svamaan, Svatantra, Ujjivan SFB
	Udupi	6	2	Asirvad, Bandhan Bank, CreditAccess, IIFL Samasta, Muthoot, SKDRDP, Spandana, Suryoday SFB
	Uttara Kannada	15	4	Arohan, Asirvad, AU SFB, Avanti Finance, Belstar, BSS Sonata, CreditAccess, ESAF SFB, Federal Bank, IDF, IIFL Samasta, L&T Finance, Muthoot, PAFT Inclusive, Sanghamithra, SKDRDP, Spandana, Svatantra, Utkarsh SFB
	Vijayanagara	18	7	AU SFB, Bajaj Finance, Bandhan Bank, Belstar, CreditAccess, Equitas SFB, ESAF SFB, Federal Bank, Fusion, IDF, IIFL Samasta, Muthoot, NABFINS, Navachetana Livelihoods, Pragati Finserv, Sanghamithra, Satin, Satya, Save Financial, Save Microfinance, SKDRDP, Srifin, Suryoday SFB, Svamaan, Ujjivan SFB
	Vijayapura (also known as Bijapur)	29	9	Annapurna Finance, Arohan, Asirvad, AU SFB, Avanti Finance, Avanti Microfinance, Bajaj Finance, Bandhan Bank, Belstar, BSS Sonata, CreditAccess, ESAF SFB, Federal Bank, Fusion, IDF, IIFL Samasta, Jana SFB, Karur Vysya Bank, L&T Finance, Muthoot, NABFINS, Namra, Navachetana Livelihoods, NOCPL, Pahal, Pragati Finserv, Sanghamithra, Satya, SIF, SKDRDP, Spandana, Srifin, Sugmya, Suryoday SFB, Svamaan, Svatantra, Ujjivan SFB, Utkarsh SFB
	Yadgir	24	5	Annapurna Finance, Asirvad, AU SFB, Avanti Finance, Bajaj Finance, Belstar, BSS Sonata, CreditAccess, ESAF SFB, Federal Bank, IDF, IIFL Samasta, Karur Vysya Bank, L&T Finance, Muthoot, NABFINS, Navachetana Livelihoods, NOCPL, Pragati Finserv, Sanghamithra, Satya, Save Financial, SIF, SKDRDP, Spandana, Srifin, Suryoday SFB, Svamaan, Svatantra
Keralam (KL)	Alappuzha	21	3	Asirvad, Belstar, CreditAccess, Dora Trust, ESAF SFB, Federal Bank, FREED, IIFL Samasta, Janashree, Keshava Prabha Microfin, L&T Finance, Magalir, Muthoot, NABFINS, NOCPL, Sahrudaya Wesco, Satya, Save Financial, Save Microfinance, SICL, Spandana, Svatantra, Vanchinad, Ujjivan SFB
	Ernakulam	22	3	Asirvad, Avanti Finance, Belstar, CreditAccess, Dora Trust, ESAF SFB, Federal Bank, FREED, IIFL Samasta, Janashree, Keshava Prabha Microfin, L&T Finance, Life Foundation, Magalir, Muthoot, NABFINS, NOCPL, Sahrudaya Wesco, Satya, Save Microfinance, SICL, Spandana, Ujjivan SFB, Vanchinad, Velicham
	Idukki	12	2	Asirvad, BWDA Finance, Dora Trust, ESAF SFB, Federal Bank, L&T Finance, Life Foundation, NABFINS, Save Microfinance, SICL, Spandana, Vanchinad, Velicham, VisionFund India
	Kannur	7	2	Dora Trust, ESAF SFB, IIFL Samasta, Janashree, Muthoot, NOCPL, Spandana, Ujjivan SFB, Velicham
	Kasaragod	6	1	CreditAccess, ESAF SFB, IIFL Samasta, Janashree, Muthoot, SKDRDP, Spandana
	Kollam	22	3	Asirvad, Avanti Finance, Belstar, BWDA Finance, CreditAccess, Dora Trust, ESAF SFB, Federal Bank, FREED, IIFL Samasta, Janashree, Keshava Prabha Microfin, L&T Finance, Magalir, Muthoot, NABFINS, NOCPL, Satya, Save Microfinance, SICL, Spandana, Svatantra, Ujjivan SFB, Vanchinad, Virutcham
	Kottayam	20	3	Asirvad, Avanti Finance, Belstar, BWDA Finance, CreditAccess, Dora Trust, ESAF SFB, Federal Bank, FREED, IIFL Samasta, Keshava Prabha Microfin, L&T Finance, Magalir, Muthoot, NABFINS, NOCPL, Sahrudaya Wesco, Save Financial, Save Microfinance, Spandana, Ujjivan SFB, Vanchinad, Velicham
	Kozhikode	8	4	CreditAccess, ESAF SFB, Federal Bank, IIFL Samasta, Janashree, L&T Finance, Muthoot, NOCPL, Spandana, Ujjivan SFB, Unity SFB, Vanchinad
	Malappuram	9	1	Asirvad, CreditAccess, ESAF SFB, IIFL Samasta, Janashree, Muthoot, NOCPL, SICL, Spandana, VisionFund India
	Palakkad	21	4	Asirvad, Belstar, CreditAccess, ESAF SFB, Federal Bank, IIFL Samasta, JMJ Microfin, Karur Vysya Bank, L&T Finance, NABFINS, Muthoot, Pragati Finserv, REPCO, Satya, Save Financial, Share Microfin, SICL, Spandana, Sree Annai Meenashi, Svatantra, UFin Financial, Ujjivan SFB, Vanchinad, Velicham, VisionFund India

Name of State(s)/ UT(s)	Name of the District(s)	No. of MLIs present in the district	No. of Banks/ UCB/SFBs present in the district	Name of MLIs, Banks, UCB, and SFBs having microfinance operations in the district
Keralam (KL)	Pathan-amthitta	20	2	Asirvad, Avanti Finance, Belstar, BWDA Finance, CreditAccess, Dora Trust, ESAF SFB, Federal Bank, FREED, IIFL Samasta, Janashree, Keshava Prabha Microfin, L&T Finance, Magalir, Muthoot, NABFINS, NOCPL, Save Financial, Save Microfinance, Spandana, Svatantra, Vanchinad
	Thiruvanan-thapuram	25	3	Asirvad, Avanti Finance, Belstar, BWDA Finance, CreditAccess, Dora Trust, ESAF SFB, Federal Bank, IIFL Samasta, Janashree, Keshava Prabha Microfin, L&T Finance, Magalir, MIG, Muthoot, NABFINS, NIDS, NOCPL, Satya, Save Microfinance, SICL, Spandana, Svatantra, UFin Financial, Ujjivan SFB, Vanchinad, Virutcham, VisionFund India
	Thrissur	20	5	Asirvad, AU SFB, Belstar, BWDA Finance, CreditAccess, Dora Trust, ESAF SFB, Federal Bank, IIFL Samasta, JMJ Microfin, Keshava Prabha Microfin, Karur Vysya Bank, L&T Finance, Magalir, Muthoot, Pragati Finserv, Sahrudaya Wesco, Satya, Save Financial, SICL, Spandana, Svatantra, UFin Financial, Ujjivan SFB, Vanchinad
	Wayanad	6	2	CreditAccess, Dora Trust, ESAF SFB, Federal Bank, Janashree, NOCPL, Sanghamithra, Velicham
Madhya Pradesh (MP)	Agar Malwa	15	3	Annapurna Finance, Arohan, Bandhan Bank, Belstar, BSS Sonata, CreditAccess, ESAF SFB, Fusion, IIFL Samasta, L&T Finance, Light, Muthoot, Pahal, Satin, Spandana, Suryoday SFB, Svatantra, Vector
	Alirajpur	11	3	Annapurna Finance, AU SFB, Bandhan Bank, CreditAccess, ESAF SFB, Fusion, IIFL Samasta, Kamal Fincap, L&T Finance, P.A. Securities, Prayas, Satin, Spandana, Vector
	Anuppur	14	4	Annapurna Finance, Arohan, AU SFB, Avanti Finance, Avanti Microfinance, Bandhan Bank, BSS Sonata, CreditAccess, ESAF SFB, Fusion, L&T Finance, Light, NOCPL, Satin, Satya, Spandana, Svatantra, Utkarsh SFB
	Ashoknagar	11	4	Avanti Finance, Avanti Microfinance, Bandhan Bank, BSS Sonata, Cashpor, Equitas SFB, ESAF SFB, Federal Bank, Fusion, Midland, Muthoot, Satin, SIF, Spandana, Svatantra
	Balaghat	26	7	Annapurna Finance, Arohan, Asirvad, AU SFB, Avanti Finance, Bandhan Bank, BSS Sonata, CreditAccess, Equitas SFB, ESAF SFB, Federal Bank, Fusion, Hindusthan, IIFL Samasta, L&T Finance, Midland, Muthoot, NABFINS, Namra, NOCPL, Pahal, Pragati Finserv, Share Microfin, SIF, Sindhuja, Spandana, Suryoday SFB, Svamaan, Svasti, Svatantra, UFin Financial, Utkarsh SFB, Vector
	Barwani	15	4	Annapurna Finance, Aparajita, Arohan, Asirvad, AU SFB, Bandhan Bank, CreditAccess, Digamber, ESAF SFB, Fusion, IIFL Samasta, L&T Finance, Midland, Namra, Pahal, Spandana, Svatantra, Ujjivan SFB, Vector
	Betul	22	7	Annapurna Finance, Arohan, Asirvad, AU SFB, Avanti Finance, Avanti Microfinance, Bandhan Bank, BSS Sonata, CreditAccess, Equitas SFB, ESAF SFB, Federal Bank, Fusion, L&T Finance, Midland, Muthoot, NOCPL, Prayatna, Satin, SELF, Sharan Welfare, SIF, Sindhuja, Spandana, Suryoday SFB, Svamaan, Svasti, Svatantra, Utkarsh SFB
	Bhind	2	0	Fusion, Muthoot
	Bhopal	29	8	Annapurna Finance, Arohan, Asirvad, AU SFB, Avanti Finance, Bandhan Bank, Belstar, BSS Sonata, Digamber, Equitas SFB, ESAF SFB, Federal Bank, Fusion, Hindusthan, IIFL Samasta, Jana SFB, Jigyasa, Kamal Fincap, L&T Finance, Midland, Muthoot, NABFINS, Namra, NOCPL, Pahal, Satin, Satya, Save Financial, Sharan Welfare, Share Microfin, Spandana, Svasti, Svatantra, Swabhimaan, Ujjivan SFB, Utkarsh SFB, VFS Capital
	Burhanpur	7	3	Annapurna Finance, AU SFB, Bandhan Bank, BSS Sonata, CreditAccess, Equitas SFB, Fusion, IIFL Samasta, Svatantra, Vector
	Chhatarpur	18	5	Annapurna Finance, Arohan, Asirvad, Aviral, Bandhan Bank, BSS Sonata, Cashpor, CreditAccess, Equitas SFB, ESAF SFB, Federal Bank, Fusion, IIFL Samasta, Kamal Fincap, Light, Mitrata, Muthoot, Prayatna, Satin, Spandana, Svatantra, Swabhimaan, Utkarsh SFB
	Chhindwara	25	7	Annapurna Finance, Arohan, Asirvad, AU SFB, Avanti Finance, Aviral, Bandhan Bank, BSS Sonata, CreditAccess, Equitas SFB, ESAF SFB, Federal Bank, Fusion, Hindusthan, IIFL Samasta, L&T Finance, Midland, Muthoot, NABFINS, NOCPL, Satin, Satya, Sharan Welfare, Sindhuja, Spandana, Suryoday SFB, Svamaan, Svasti, Svatantra, UFin Financial, Utkarsh SFB, Vector

Name of State(s)/ UT(s)	Name of the District(s)	No. of MLIs present in the district	No. of Banks/ UCB/SFBs present in the district	Name of MLIs, Banks, UCB, and SFBs having microfinance operations in the district
Madhya Pradesh (MP)	Damoh	16	3	Annapurna Finance, Arohan, Asirvad, Avanti Finance, Bandhan Bank, BSS Sonata, CreditAccess, ESAF SFB, Fusion, IIFL Samasta, Kamal Fincap, Satin, Sindhuja, Spandana, Svasti, Svatantra, Swabhimaan, UFin Financial, Utkarsh SFB
	Datia	10	2	Annapurna Finance, Arohan, Bandhan Bank, BSS Sonata, CreditAccess, Fusion, Muthoot, Satin, Sindhuja, Spandana, Swabhimaan, Utkarsh SFB
	Dewas	23	8	Annapurna Finance, Aparajita, Arohan, Asirvad, AU SFB, Avanti Finance, Bandhan Bank, Belstar, BSS Sonata, CreditAccess, Equitas SFB, ESAF SFB, Federal Bank, Fusion, IIFL Samasta, Jana SFB, Kamal Fincap, Midland, Namra, NOCPL, Pahal, Satin, Satya, Spandana, Suryoday SFB, Svasti, Svatantra, Swabhimaan, UFin Financial, Utkarsh SFB, Vector
	Dhar	25	6	Annapurna Finance, Arohan, Asirvad, AU SFB, Avanti Finance, Bandhan Bank, Belstar, BSS Sonata, CreditAccess, Digamber, ESAF SFB, Federal Bank, Fusion, IIFL Samasta, Kamal Fincap, L&T Finance, Midland, NABFINS, Namra, NOCPL, Pahal, Prayas, Satin, Satya, SIF, Spandana, Suryoday SFB, Svatantra, UFin Financial, Ujjivan SFB, Vector
	Dindori	14	3	Annapurna Finance, Arohan, Asirvad, AU SFB, Avanti Finance, Bandhan Bank, BSS Sonata, CreditAccess, ESAF SFB, Fusion, Kamal Fincap, Namra, NOCPL, Satya, Spandana, Svatantra, UFin Financial
	Guna	17	5	Annapurna Finance, Avanti Finance, Bandhan Bank, BSS Sonata, CreditAccess, Equitas SFB, ESAF SFB, Federal Bank, Fusion, Jana SFB, Jigyasa, Kamal Fincap, Light, NOCPL, Pahal, Satin, Satya, SIF, Spandana, Svasti, Svatantra, Swabhimaan
	Gwalior	19	5	Annapurna Finance, Arohan, Asirvad, Avanti Finance, Bandhan Bank, BSS Sonata, CreditAccess, Digamber, ESAF SFB, Federal Bank, Fusion, IIFL Samasta, Jana SFB, Kamal Fincap, Light, Mitrata, Muthoot, NOCPL, Sindhuja, Spandana, Svasti, Svatantra, Swabhimaan, Ujjivan SFB
	Harda	12	5	Annapurna Finance, Arohan, AU SFB, Avanti Finance, Bandhan Bank, BSS Sonata, CreditAccess, Equitas SFB, ESAF SFB, Federal Bank, IIFL Samasta, Kamal Fincap, Satin, Satya, Spandana, Swabhimaan, Vector
	Indore	31	9	Annapurna Finance, Aparajita, Arohan, Asirvad, AU SFB, Avanti Finance, Bandhan Bank, Belstar, BSS Sonata, CreditAccess, Digamber, Equitas SFB, ESAF SFB, Federal Bank, Fusion, Hindusthan, IIFL Samasta, Jana SFB, Jigyasa, Kamal Fincap, L&T Finance, Light, Midland, Muthoot, NABFINS, Namra, NOCPL, Pahal, Satin, Satya, Share Microfin, Spandana, Suryoday SFB, Svasti, Svatantra, Swabhimaan, UFin Financial, Ujjivan SFB, Utkarsh SFB, Vector
	Jabalpur	27	8	Annapurna Finance, Arohan, Asirvad, AU SFB, Avanti Finance, Aviral, Bandhan Bank, BSS Sonata, CreditAccess, Equitas SFB, ESAF SFB, Federal Bank, Fusion, Jana SFB, Kamal Fincap, L&T Finance, Midland, Muthoot, Namra, NOCPL, Pahal, Satin, Satya, Save Financial, Share Microfin, Sindhuja, Spandana, Suryoday SFB, Svasti, Svamaan, Svatantra, Swabhimaan, UFin Financial, Utkarsh SFB, VFS Capital
	Jhabua	22	5	Annapurna Finance, Arohan, Asirvad, AU SFB, Avanti Finance, Bandhan Bank, BSS Sonata, CreditAccess, ESAF SFB, Fusion, IIFL Samasta, Kamal Fincap, L&T Finance, Light, Midland, NABFINS, Namra, P.A. Securities, Pahal, Prayas, Satin, Spandana, Suryoday SFB, Svatantra, UFin Financial, Utkarsh SFB, Vector
	Katni	25	7	Annapurna Finance, Arohan, Asirvad, AU SFB, Avanti Finance, Aviral, Bandhan Bank, BSS Sonata, CreditAccess, Equitas SFB, ESAF SFB, Fusion, IIFL Samasta, Jana SFB, Kamal Fincap, Light, Midland, Muthoot, Namra, NOCPL, Pahal, Pratyancha, Satin, Share Microfin, Sindhuja, Spandana, Suryoday SFB, Svamaan, Svasti, Svatantra, UFin Financial, Utkarsh SFB
	Khandwa	17	8	Annapurna Finance, Aparajita, Asirvad, AU SFB, Avanti Finance, Bandhan Bank, Bank of India, Belstar, BSS Sonata, CreditAccess, Equitas SFB, ESAF SFB, Federal Bank, Fusion, IIFL Samasta, Jana SFB, L&T Finance, Midland, Pahal, Satin, Spandana, Svatantra, Swabhimaan, Ujjivan SFB, Vector
	Khargone	20	7	Annapurna Finance, Aparajita, Asirvad, AU SFB, Avanti Finance, Bandhan Bank, Bank of India, Belstar, BSS Sonata, CreditAccess, Digamber, ESAF SFB, Federal Bank, Fusion, IIFL Samasta, Jana SFB, L&T Finance, Midland, NABFINS, Namra, NOCPL, Satin, Spandana, Svatantra, Swabhimaan, UFin Financial, Ujjivan SFB
	Maihar	5	2	Annapurna Finance, Aviral, Bandhan Bank, CreditAccess, Save Financial, Svamaan, Utkarsh SFB

Name of State(s)/ UT(s)	Name of the District(s)	No. of MLIs present in the district	No. of Banks/ UCB/SFBs present in the district	Name of MLIs, Banks, UCB, and SFBs having microfinance operations in the district
Madhya Pradesh (MP)	Mandla	22	5	Annapurna Finance, Arohan, Asirvad, AU SFB, Avanti Finance, Avanti Microfinance, Bandhan Bank, BSS Sonata, CreditAccess, ESAF SFB, Federal Bank, Fusion, Kamal Fincap, L&T Finance, Light, Namra, Pahal, Pragati Finserv, Satin, Satya, Sindhuja, Spandana, Svamaan, Svasti, Svatantra, Swabhimaan, Utkarsh SFB
	Mandsaur	19	6	Annapurna Finance, Asirvad, AU SFB, Avanti Finance, Bandhan Bank, Belstar, BSS Sonata, CreditAccess, Digamber, Equitas SFB, ESAF SFB, Fusion, IIFL Samasta, Kamal Fincap, L&T Finance, Light, NABFINS, Namra, Pahal, Satin, Spandana, Suryoday SFB, Svatantra, Utkarsh SFB, Vector
	Mauganj	1	2	Bandhan Bank, CreditAccess, Utkarsh SFB
	Morena	5	2	Asirvad, Bandhan Bank, CreditAccess, Federal Bank, Fusion, Mitrata, Swabhimaan
	Narmadapu-ram (former-ly known as Hoshangab-ad)	19	7	Annapurna Finance, Asirvad, AU SFB, Bandhan Bank, BSS Sonata, CreditAccess, Equitas SFB, ESAF SFB, Federal Bank, Fusion, IIFL Samasta, Jana SFB, Kamal Fincap, Light, Midland, Namra, NOCPL, Satin, Satya, Save Financial, Sharan Welfare, Spandana, Suryoday SFB, Svasti, Swabhimaan, VFS Capital
	Narsinghpur	10	5	Annapurna Finance, AU SFB, Avanti Finance, Bandhan Bank, BSS Sonata, CreditAccess, ESAF SFB, Federal Bank, Kamal Fincap, Satin, Save Financial, Share Microfin, Spandana, Swabhimaan, Utkarsh SFB
	Neemuch	16	6	Annapurna Finance, Asirvad, AU SFB, Avanti Finance, Bandhan Bank, Belstar, BSS Sonata, CreditAccess, Digamber, Equitas SFB, ESAF SFB, Fusion, IIFL Samasta, L&T Finance, Namra, Pahal, Satin, Spandana, Suryoday SFB, Svatantra, Utkarsh SFB, Vector
	Niwari	9	0	Annapurna Finance, Arohan, CreditAccess, Kamal Fincap, Muthoot, Satin, Sindhuja, Spandana, Swabhimaan
	Pandhurna	1	2	Bandhan Bank, NABFINS, Utkarsh SFB
	Panna	11	4	Annapurna Finance, Arohan, Bandhan Bank, BSS Sonata, Cashpor, CreditAccess, ESAF SFB, Fusion, Kamal Fincap, Muthoot, NOCPL, Satin, Spandana, Unity SFB, Utkarsh SFB
	Raisen	22	7	Annapurna Finance, Arohan, Asirvad, AU SFB, Avanti Finance, Avanti Microfinance, Bandhan Bank, BSS Sonata, CreditAccess, Digamber, Equitas SFB, ESAF SFB, Federal Bank, Fusion, IIFL Samasta, Jana SFB, Jigyasa, Kamal Fincap, Midland, NOCPL, Satin, Satya, Save Financial, Sharan Welfare, Sindhuja, Spandana, Suryoday SFB, Swabhimaan, VFS Capital
	Rajgarh	25	6	Annapurna Finance, Arohan, Asirvad, AU SFB, Bandhan Bank, Belstar, BSS Sonata, CreditAccess, Digamber, Equitas SFB, ESAF SFB, Federal Bank, Fusion, IIFL Samasta, Jigyasa, Kamal Fincap, L&T Finance, Light, NABFINS, Namra, Pahal, Satin, Satya, Save Microfinance, SIF, Spandana, Suryoday SFB, Svasti, Svatantra, UFin Financial, Vector
	Ratlam	21	7	Annapurna Finance, Arohan, Asirvad, AU SFB, Bandhan Bank, Belstar, BSS Sonata, CreditAccess, Digamber, Equitas SFB, ESAF SFB, Fusion, IIFL Samasta, Jana SFB, Kamal Fincap, L&T Finance, Light, Midland, NABFINS, Namra, Pahal, Satin, Spandana, Suryoday SFB, Svasti, Svatantra, Utkarsh SFB, Vector
	Rewa	23	6	Arohan, AU SFB, Avanti Finance, Aviral, Bandhan Bank, BSS Sonata, Cashpor, CreditAccess, Equitas SFB, ESAF SFB, Federal Bank, Fusion, IIFL Samasta, Kamal Fincap, L&T Finance, Light, Midland, Mitrata, Muthoot, NOCPL, Pahal, Samavesh, Satin, Sindhuja, Spandana, Svamaan, Svatantra, Utkarsh SFB, VFS Capital
	Sagar	21	4	Annapurna Finance, Arohan, Asirvad, AU SFB, Avanti Finance, Bandhan Bank, BSS Sonata, Cashpor, CreditAccess, ESAF SFB, Federal Bank, Fusion, IIFL Samasta, Kamal Fincap, Muthoot, NOCPL, Satin, Satya, Sharan Welfare, Share Microfin, SIF, Sindhuja, Spandana, Swabhimaan, UFin Financial
	Satna	30	8	Annapurna Finance, Arohan, Asirvad, AU SFB, Avanti Finance, Avanti Microfinance, Aviral, Bandhan Bank, BSS Sonata, Cashpor, CreditAccess, Equitas SFB, ESAF SFB, Federal Bank, Fusion, IIFL Samasta, Jana SFB, Kamal Fincap, L&T Finance, Light, Midland, Mitrata, Muthoot, Namra, NOCPL, Pahal, Samavesh, Satin, Save Financial, Sindhuja, Spandana, Suryoday SFB, Svamaan, Svasti, Svatantra, Swabhimaan, Utkarsh SFB, VFS Capital

Name of State(s)/ UT(s)	Name of the District(s)	No. of MLIs present in the district	No. of Banks/ UCB/SFBs present in the district	Name of MLIs, Banks, UCB, and SFBs having microfinance operations in the district
Madhya Pradesh (MP)	Sehore	23	6	Annapurna Finance, Arohan, Asirvad, AU SFB, Avanti Finance, Bandhan Bank, Belstar, BSS Sonata, CreditAccess, ESAF SFB, Federal Bank, IIFL Samasta, Jana SFB, Jigyasa, NABFINS, Namra, Pahal, Prayatna, Satin, Satya, Save Financial, Sharan Welfare, SIF, Spandana, Sugmya, Suryoday SFB, Svatantra, Vector, VFS Capital
	Seoni	25	7	Annapurna Finance, Arohan, Asirvad, AU SFB, Avanti Finance, Aviral, Bandhan Bank, BSS Sonata, CreditAccess, ESAF SFB, Federal Bank, Fusion, Hindusthan, IIFL Samasta, Kamal Fincap, L&T Finance, Midland, Muthoot, Namra, NOCPL, Satya, Sindhuja, Spandana, Suryoday SFB, Svamaan, Svasti, Svatantra, Swabhimaan, UFin Financial, Unity SFB, Utkarsh SFB, Vector
	Shahdol	14	5	Annapurna Finance, Arohan, Asirvad, AU SFB, Avanti Finance, Avanti Microfinance, Bandhan Bank, BSS Sonata, CreditAccess, Equitas SFB, ESAF SFB, Fusion, Midland, Namra, Satin, Satya, Spandana, Svatantra, Utkarsh SFB
	Shajapur	23	6	Annapurna Finance, Arohan, Asirvad, AU SFB, Avanti Finance, Bandhan Bank, Belstar, BSS Sonata, CreditAccess, Digamber, ESAF SFB, Federal Bank, Fusion, IIFL Samasta, Jigyasa, Muthoot, NABFINS, Namra, Pahal, Satin, Satya, Sharan Welfare, Spandana, Suryoday SFB, Svatantra, Swabhimaan, UFin Financial, Utkarsh SFB, Vector
	Sheopur	4	0	Arohan, Fusion, Muthoot, Spandana
	Shivpuri	16	4	Annapurna Finance, Arohan, Bandhan Bank, BSS Sonata, CreditAccess, ESAF SFB, Federal Bank, Fusion, IIFL Samasta, Kamal Fincap, Mitrata, Muthoot, NOCPL, Satin, Sindhuja, Spandana, Svasti, Svatantra, Swabhimaan, Utkarsh SFB
	Sidhi	18	3	Annapurna Finance, Arohan, Avanti Finance, Aviral, Bandhan Bank, BSS Sonata, Cashpor, CreditAccess, ESAF SFB, Federal Bank, Fusion, L&T Finance, Light, Mitrata, Muthoot, Samavesh, Satin, Sindhuja, Svamaan, Svatantra, Swabhimaan
	Singrauli	4	1	Avanti Finance, Federal Bank, Mitrata, Satin, Sindhuja
	Tikamgarh	15	5	Annapurna Finance, Arohan, Bandhan Bank, BSS Sonata, Cashpor, CreditAccess, Equitas SFB, ESAF SFB, Federal Bank, Fusion, IIFL Samasta, Kamal Fincap, Mitrata, Muthoot, NOCPL, Prayatna, Satin, Svatantra, Swabhimaan, Utkarsh SFB
	Ujjain	26	8	Annapurna Finance, Arohan, Asirvad, AU SFB, Avanti Finance, Bandhan Bank, Belstar, BSS Sonata, CreditAccess, Digamber, Equitas SFB, ESAF SFB, Fusion, IIFL Samasta, Jana SFB, Kamal Fincap, L&T Finance, Light, Midland, Muthoot, NABFINS, Namra, Pahal, Satin, Satya, Spandana, Sugmya, Suryoday SFB, Svasti, Svatantra, UFin Financial, Ujjivan SFB, Utkarsh SFB, Vector
	Umaria	17	5	Annapurna Finance, Arohan, Asirvad, AU SFB, Avanti Finance, Bandhan Bank, BSS Sonata, CreditAccess, ESAF SFB, Federal Bank, Fusion, IIFL Samasta, L&T Finance, Midland, Namra, Pahal, Satin, Satya, Spandana, Svatantra, Swabhimaan, Utkarsh SFB
	Vidisha	23	5	Annapurna Finance, Arohan, Asirvad, AU SFB, Avanti Finance, Avanti Microfinance, Bandhan Bank, BSS Sonata, CreditAccess, Equitas SFB, ESAF SFB, Federal Bank, Fusion, Jigyasa, Kamal Fincap, Midland, Muthoot, NOCPL, Pahal, Satin, Satya, Sharan Welfare, SIF, Sindhuja, Spandana, Svasti, Svatantra, VFS Capital
Maharashtra (MH)	Ahilyanagar (formerly known as Ahmedna-gar)	20	8	Aarthsiddhi, Annapurna Finance, Asirvad, AU SFB, Avanti Finance, Bandhan Bank, Belstar, BSS Sonata, CreditAccess, Equitas SFB, ESAF SFB, Federal Bank, Fingel, Hindusthan, Jana SFB, LOLC India, MPower, NABFINS, NOCPL, Satin, SELF, SIF, Spandana, Streeshakti Gramin Mahila, Suryoday SFB, Svasti, Svatantra, Ujjivan SFB
	Akola	12	8	Annapurna Finance, AU SFB, Avanti Finance, Avanti Microfinance, Bandhan Bank, Belstar, CreditAccess, Equitas SFB, ESAF SFB, Federal Bank, IIFL Samasta, Jana SFB, L&T Finance, Pahal, Satya, Sindhuja, Spandana, Svatantra, Ujjivan SFB, Utkarsh SFB
	Amravati	15	6	Annapurna Finance, Arohan, AU SFB, Avanti Finance, Avanti Microfinance, Bandhan Bank, Belstar, CreditAccess, Equitas SFB, ESAF SFB, IIFL Samasta, Jana SFB, L&T Finance, NABFINS, Pahal, Satya, SELF, Sindhuja, Spandana, Svatantra, Utkarsh SFB
	Beed	19	6	Aarthsiddhi, Anik, Annapurna Finance, Asirvad, Avanti Finance, Bandhan Bank, Belstar, BSS Sonata, CreditAccess, ESAF SFB, Federal Bank, NABFINS, Namra, NOCPL, Pahal, Satin, SELF, SIF, Sindhuja, Spandana, Suryoday SFB, Svamaan, Svatantra, Ujjivan SFB, Utkarsh SFB

Name of State(s)/ UT(s)	Name of the District(s)	No. of MLIs present in the district	No. of Banks/ UCB/SFBs present in the district	Name of MLIs, Banks, UCB, and SFBs having microfinance operations in the district
Maharashtra (MH)	Bhandara	16	7	Annapurna Finance, Asirvad, AU SFB, Avanti Finance, Bandhan Bank, BSS Sonata, CreditAccess, Equitas SFB, ESAF SFB, IIFL Samasta, Jana SFB, L&T Finance, Midland, Muthoot, NABFINS, Pahal, Satya, Sindhuja, Spandana, Svamaan, Svatantra, Ujjivan SFB, Utkarsh SFB
	Buldhana	20	5	Aarthsiddhi, Annapurna Finance, Arohan, AU SFB, Avanti Finance, Bandhan Bank, Belstar, BSS Sonata, CreditAccess, Equitas SFB, ESAF SFB, Fusion, Hindusthan, IIFL Samasta, Jana SFB, Kamal Fincap, L&T Finance, Muthoot, NABFINS, Namra, NOCPL, Pahal, Spandana, Svamaan, Svatantra
	Chandrapur	16	3	Annapurna Finance, Arohan, Asirvad, CreditAccess, Equitas SFB, ESAF SFB, Fusion, IIFL Samasta, L&T Finance, Muthoot, NABFINS, Pahal, Satin, Satya, Sindhuja, Spandana, Svamaan, Svatantra, Ujjivan SFB
	Chhatrapati Sambhaji Nagar (formerly known as Aurangabad)	21	8	Aarthsiddhi, Annapurna Finance, Asirvad, AU SFB, Avanti Finance, Bandhan Bank, Belstar, BSS Sonata, CreditAccess, Equitas SFB, ESAF SFB, Federal Bank, Fingel, Jana SFB, L&T Finance, Muthoot, NABFINS, Namra, NOCPL, Pahal, Satin, SELF, SIF, Spandana, Suryoday SFB, Svamaan, Svasti, Svatantra, Ujjivan SFB
	Dharashiv (formerly known as Osmanabad)	24	7	Aarthsiddhi, Anik, Annapurna Finance, Asirvad, Avanti Finance, Bandhan Bank, Belstar, BSS Sonata, CreditAccess, Equitas SFB, ESAF SFB, Federal Bank, Fusion, IDF, IIFL Samasta, Jana SFB, Kamal Fincap, L&T Finance, LOLC India, NABFINS, NOCPL, Pahal, Sanghamithra, SELF, SIF, Sindhuja, Spandana, Suryoday SFB, Svamaan, Svatantra, Utkarsh SFB
	Dhule	14	5	Annapurna Finance, AU SFB, Bajaj Finance, Bandhan Bank, CreditAccess, Equitas SFB, ESAF SFB, Fusion, IIFL Samasta, Kamal Fincap, L&T Finance, Namra, Pahal, Spandana, Suryoday SFB, Svamaan, Svasti, Svatantra, Unnatti Finserv
	Gadchiroli	8	1	Asirvad, CreditAccess, ESAF SFB, Muthoot, Satya, Sindhuja, Spandana, Svamaan, Svatantra
	Gondia	13	6	Annapurna Finance, Arohan, Asirvad, AU SFB, Bandhan Bank, CreditAccess, ESAF SFB, Fusion, IIFL Samasta, Jana SFB, L&T Finance, Midland, Muthoot, Satya, Spandana, Svamaan, Svatantra, Ujjivan SFB, Utkarsh SFB
	Hingoli	15	5	Anik, Annapurna Finance, Asirvad, AU SFB, Bandhan Bank, Belstar, BSS Sonata, CreditAccess, ESAF SFB, Federal Bank, Fusion, Jana SFB, Muthoot, NABFINS, NOCPL, Pahal, Satya, Spandana, Svamaan, Svatantra
	Jalgaon	19	8	Annapurna Finance, Asirvad, AU SFB, Bajaj Finance, Bandhan Bank, BSS Sonata, CreditAccess, Equitas SFB, ESAF SFB, Fusion, IIFL Samasta, Jana SFB, Jivanshakti, Kamal Fincap, NABFINS, Namra, NOCPL, Pahal, Satin, Spandana, Suryoday SFB, Svamaan, Svasti, Svatantra, Ujjivan SFB, Unnatti Finserv, Utkarsh SFB
	Jalna	16	4	Annapurna Finance, Asirvad, AU SFB, Bandhan Bank, Belstar, BSS Sonata, CreditAccess, ESAF SFB, Fusion, Hindusthan, Kamal Fincap, L&T Finance, Namra, NOCPL, Pahal, Satin, Spandana, Svamaan, Svatantra, Ujjivan SFB
	Kolhapur	15	8	Annapurna Mahila, Asirvad, AU SFB, Avanti Finance, Bandhan Bank, BSS Sonata, CreditAccess, Equitas SFB, ESAF SFB, Federal Bank, Hindusthan, IDF, IIFL Samasta, Jana SFB, L&T Finance, MPower, Muthoot, NABFINS, Satin, Spandana, Suryoday SFB, Svatantra, Ujjivan SFB
	Latur	26	9	Aarthsiddhi, Anik, Annapurna Finance, Arohan, Asirvad, AU SFB, Avanti Finance, Bandhan Bank, Belstar, BSS Sonata, CreditAccess, Equitas SFB, ESAF SFB, Federal Bank, Fusion, IDF, IIFL Samasta, Jana SFB, Kamal Fincap, L&T Finance, LOLC India, Muthoot, NABFINS, NOCPL, Pahal, Sanghamithra, Satin, SIF, Sindhuja, Spandana, Suryoday SFB, Svamaan, Svatantra, Ujjivan SFB, Utkarsh SFB
	Mumbai City	5	4	Annapurna Mahila, Bandhan Bank, Fingel, Jana SFB, MPower, Pratyancha, Suryoday SFB, Svasti, Ujjivan SFB
	Mumbai Suburban	8	6	Agora, Annapurna Finance, Annapurna Mahila, Avanti Finance, Bandhan Bank, Equitas SFB, ESAF SFB, Fingel, Jana SFB, LOLC India, Suryoday SFB, Svasti, Ujjivan SFB, Unnatti Finserv

Name of State(s)/ UT(s)	Name of the District(s)	No. of MLIs present in the district	No. of Banks/ UCB/SFBs present in the district	Name of MLIs, Banks, UCB, and SFBs having microfinance operations in the district
Maharashtra (MH)	Nagpur	23	9	Annapurna Finance, Arohan, Asirvad, AU SFB, Avanti Finance, Bandhan Bank, BSS Sonata, CreditAccess, Equitas SFB, ESAF SFB, Federal Bank, Fusion, IIFL Samasta, Jana SFB, L&T Finance, Midland, Muthoot, NABFINS, NOCPL, Pahal, Satin, Satya, Share Microfin, SIF, Sindhuja, Spandana, Suryoday SFB, Svamaan, Svatantra, Ujjivan SFB, Utkarsh SFB, Worth-Rich
	Nanded	21	8	Annapurna Finance, Arohan, Asirvad, AU SFB, Avanti Finance, Bandhan Bank, Belstar, BSS Sonata, CreditAccess, Equitas SFB, ESAF SFB, Federal Bank, Fusion, IIFL Samasta, Jana SFB, Kamal Fincap, L&T Finance, Muthoot, NABFINS, NOCPL, Pahal, Satya, SIF, Sindhuja, Spandana, Svamaan, Svatantra, Ujjivan SFB, Utkarsh SFB
	Nandurbar	9	1	Annapurna Finance, Bajaj Finance, CreditAccess, ESAF SFB, Fusion, NABFINS, Namra, Spandana, Svasti, Svatantra
	Nashik	22	7	Aarthsiddhi, Agora, Annapurna Finance, AU SFB, Avanti Finance, Bajaj Finance, Bandhan Bank, Belstar, CreditAccess, Equitas SFB, ESAF SFB, Fusion, Hindusthan, IIFL Samasta, Jana SFB, LOLC India, MPower, Muthoot, NABFINS, Namra, NOCPL, Sahara Gramin Mahila, Satin, Spandana, Suryoday SFB, Svasti, Svatantra, Ujjivan SFB, Unnatti Finserv
	Palghar	9	6	Agora, Annapurna Finance, Bandhan Bank, Belstar, ESAF SFB, Hindusthan, Jana SFB, Pahal, Satya, Suryoday SFB, Svasti, Svatantra, Ujjivan SFB, Unity SFB, Unnatti Finserv
	Parbhani	13	5	Annapurna Finance, Asirvad, AU SFB, Bandhan Bank, BSS Sonata, CreditAccess, ESAF SFB, Federal Bank, Fusion, IIFL Samasta, L&T Finance, Muthoot, Pahal, Sindhuja, Spandana, Svamaan, Svatantra, Utkarsh SFB
	Pune	26	9	Aarthsiddhi, Agora, Annapurna Finance, Annapurna Mahila, Asirvad, AU SFB, Avanti Finance, Bandhan Bank, Belstar, BSS Sonata, CreditAccess, Equitas SFB, ESAF SFB, Federal Bank, Fingel, GMSS, Hindusthan, IDF, IIFL Samasta, Jana SFB, LOLC India, NABFINS, NOCPL, Samruddhi, Sankalp Gramin Mahila, Satin, Spandana, Suryoday SFB, Svasti, Svatantra, Tuvis Foundation, Ujjivan SFB, Unnatti Finserv, Utkarsh SFB, Velicham
	Raigad	12	5	Agora, Annapurna Mahila, Avanti Finance, Bandhan Bank, Belstar, CreditAccess, Equitas SFB, ESAF SFB, Fusion, Hindusthan, LOLC India, NABFINS, Satin, Suryoday SFB, Svasti, Ujjivan SFB, Unnatti Finserv
	Ratnagiri	12	5	Asirvad, AU SFB, Bandhan Bank, Bank of India, CreditAccess, ESAF SFB, Federal Bank, Fusion, IDF, IIFL Samasta, LOLC India, Muthoot, NABFINS, Pahal, Satin, Svasti, Unnatti Finserv
	Sangli	15	9	Asirvad, AU SFB, Bandhan Bank, BSS Sonata, CreditAccess, Equitas SFB, ESAF SFB, Federal Bank, Fusion, Hindusthan, IDF, IIFL Samasta, Jana SFB, L&T Finance, MPower, Muthoot, NABFINS, Pahal, SIF, Spandana, Suryoday SFB, Svatantra, Ujjivan SFB, Utkarsh SFB
	Satara	12	9	Asirvad, AU SFB, Bandhan Bank, Belstar, CreditAccess, Equitas SFB, ESAF SFB, Federal Bank, IIFL Samasta, Jana SFB, L&T Finance, NABFINS, Pahal, Satin, Spandana, Suryoday SFB, Svatantra, Ujjivan SFB, Unnatti Finserv, Utkarsh SFB, Velicham
	Sindhudurg	8	3	Agora, AU SFB, Bank of India, CreditAccess, ESAF SFB, IDF, IIFL Samasta, NABFINS, Spandana, Svasti, Unnatti Finserv
	Solapur	18	8	Aarthsiddhi, Asirvad, AU SFB, Avanti Finance, Bandhan Bank, Belstar, BSS Sonata, CreditAccess, Equitas SFB, ESAF SFB, Federal Bank, Fingel, Fusion, IDF, IIFL Samasta, Jana SFB, Kamal Fincap, L&T Finance, LOLC India, Muthoot, Satin, SIF, Spandana, Suryoday SFB, Svatantra, Ujjivan SFB
	Thane	13	6	Agora, Annapurna Finance, Annapurna Mahila, Bandhan Bank, CreditAccess, Equitas SFB, ESAF SFB, Fingel, Hindusthan, Jana SFB, LOLC India, MPower, Spandana, Suryoday SFB, Svamaan, Svasti, Svatantra, Ujjivan SFB, Unnatti Finserv
	Wardha	19	8	Annapurna Finance, Arohan, Asirvad, AU SFB, Bandhan Bank, Belstar, BSS Sonata, CreditAccess, Equitas SFB, ESAF SFB, Federal Bank, Fusion, IIFL Samasta, Jana SFB, L&T Finance, Midland, Muthoot, NABFINS, NOCPL, Pahal, Satin, Satya, SIF, Spandana, Suryoday SFB, Svatantra, Utkarsh SFB

Name of State(s)/ UT(s)	Name of the District(s)	No. of MLIs present in the district	No. of Banks/ UCB/SFBs present in the district	Name of MLIs, Banks, UCB, and SFBs having microfinance operations in the district
Maharashtra (MH)	Washim	16	7	Aarthsiddhi, Annapurna Finance, AU SFB, Avanti Finance, Bandhan Bank, BSS Sonata, CreditAccess, Equitas SFB, ESAF SFB, Fusion, Hindusthan, Jana SFB, Kamal Fincap, Muthoot, NABFINS, NOCPL, Pahal, Satin, Spandana, Svamaan, Svatantra, Ujjivan SFB, Utkarsh SFB
	Yavatmal	20	9	Annapurna Finance, Arohan, Asirvad, AU SFB, Avanti Finance, Bandhan Bank, Belstar, BSS Sonata, CreditAccess, Equitas SFB, ESAF SFB, Federal Bank, Fusion, Jana SFB, L&T Finance, Midland, Muthoot, NABFINS, Pahal, Satin, Satya, SIF, Sindhuja, Spandana, Suryoday SFB, Svamaan, Svatantra, Ujjivan SFB, Utkarsh SFB
Manipur (MN)	Bishnupur	6	1	Avanti Finance, Avanti Microfinance, Bandhan Bank, Chanura, SEVA, UNACCO, YVU Financial
	Chandel	3	0	Avanti Finance, SEAT, SEVA
	Imphal East	7	1	Avanti Finance, Bandhan Bank, Chanura, Leima, SEAT, SEVA, UNACCO, YVU Financial
	Imphal West	8	1	Avanti Finance, Avanti Microfinance, Bandhan Bank, Chanura, Leima, SEAT, SEVA, UNACCO, YVU Financial
	Jiribam	1	1	Bandhan Bank, UNACCO
	Kakching	3	1	Bandhan Bank, Chanura, SEVA, YVU Financial
	Kamjong	1	0	SEAT
	Noney	1	0	SEAT
	Senapati	1	0	SEAT
	Tamenglong	1	0	SEAT
	Thoubal	6	1	Avanti Finance, Avanti Microfinance, Bandhan Bank, Chanura, SEVA, UNACCO, YVU Financial
	Ukhrul	3	0	LaRaksha Impact, LaRaksha Trust, SEAT
Meghalaya (ML)	East Khasi Hills	6	3	Annapurna Finance, Avanti Finance, Bandhan Bank, GDFPL, Jana SFB, Nightingale, Satin, Ujjivan SFB, UNACCO
	North Garo Hills	1	0	GDFPL
	Ri Bhoi	3	1	Annapurna Finance, Bandhan Bank, Satin, Uttrayan
	West Garo Hills	3	0	Avanti Finance, GDFPL, VFS Capital
	West Jaintia Hills	1	0	Satin
	West Khasi Hills	1	0	Satin
Mizoram (MZ)	Aizawl	4	1	Avanti Finance, Bandhan Bank, GDFPL, Nightingale, Satin
	Kolasib	4	1	Avanti Finance, Bandhan Bank, Nightingale, Satin, UNACCO
	Lunglei	2	0	Avanti Finance, Nightingale
	Serchhip	2	0	Avanti Finance, Nightingale
Nagaland (NL)	Chumouked-ima	2	1	Bandhan Bank, GDFPL, Satin
	Dimapur	3	1	Avanti Finance, Bandhan Bank, GDFPL, Satin
	Kohima	2	1	Bandhan Bank, GDFPL, Satin
Odisha (OD)	Angul	26	8	Annapurna Finance, Arohan, Asirvad, AU SFB, Avanti Finance, Bandhan Bank, Belstar, BSS Sonata, Cashpor, CreditAccess, Dvara KGFS, Federal Bank, Fusion, GU Finance, Jana SFB, L&T Finance, Light, Midland, Muthoot, NOCPL, Satin, Satya, Save Financial, Share Microfin, Sindhuja, Spandana, Suryoday SFB, Svamaan, Svatantra, Ujjivan SFB, Unity SFB, Utkarsh SFB, Uttrayan, Vector
	Balangir	25	8	Annapurna Finance, Arohan, Asirvad, AU SFB, Avanti Finance, Aviral, Bandhan Bank, Belstar, BSS Sonata, CreditAccess, ESAF SFB, Federal Bank, Fusion, IIFL Samasta, Jana SFB, L&T Finance, Midland, Muthoot, NOCPL, Satin, Satya, Save Financial, Share Microfin, Sindhuja, Spandana, Sugmya, Suryoday SFB, Svamaan, Svatantra, Unity SFB, Utkarsh SFB, Uttrayan, Vector

Name of State(s)/ UT(s)	Name of the District(s)	No. of MLIs present in the district	No. of Banks/ UCB/SFBs present in the district	Name of MLIs, Banks, UCB, and SFBs having microfinance operations in the district
Odisha (OD)	Balasore	25	7	Annapurna Finance, Arohan, ASA International India, Asirvad, AU SFB, Avanti Finance, Bandhan Bank, CreditAccess, ESAF SFB, Federal Bank, Fusion, GU Finance, IIFL Samasta, Jagaran, Jana SFB, Janakalyan, L&T Finance, Midland, Muthoot, NABFINS, NOCPL, Satin, Satya, Sindhuja, Spandana, Suryoday SFB, Svatantra, Unity SFB, Uttrayan, Vector, Vedika, VFS Capital
	Bargarh	26	9	Annapurna Finance, Arohan, Asirvad, AU SFB, Avanti Finance, Aviral, Bandhan Bank, Belstar, BSS Sonata, Cashpor, CreditAccess, ESAF SFB, Federal Bank, Fusion, GU Finance, IIFL Samasta, Jana SFB, L&T Finance, Midland, Muthoot, NOCPL, Satin, Satya, Save Financial, Share Microfin, Sindhuja, Spandana, Suryoday SFB, Svamaan, Svatantra, Ujjivan SFB, Unity SFB, Utkarsh SFB, Uttrayan, Vector
	Bhadrak	28	8	Annapurna Finance, Arohan, Asirvad, AU SFB, Avanti Finance, Bandhan Bank, Belstar, CreditAccess, Dvara KGFS, ESAF SFB, Federal Bank, Fusion, GU Finance, IIFL Samasta, Jagaran, Jana SFB, Janakalyan, L&T Finance, Light, Midland, Muthoot, NABFINS, NOCPL, Satin, Satya, Save Financial, SEED Capital, Spandana, Suryoday SFB, Svatantra, Unity SFB, Utkarsh SFB, Uttrayan, Vector, Vedika, VFS Capital
	Boudh	15	7	Annapurna Finance, Arohan, Asirvad, AU SFB, Aviral, Bandhan Bank, BSS Sonata, CreditAccess, ESAF SFB, Federal Bank, Fusion, IIFL Samasta, Jana SFB, Muthoot, Satin, Satya, Spandana, Sugmya, Suryoday SFB, Svatantra, Utkarsh SFB, Vector
	Cuttack	29	8	Annapurna Finance, Arohan, Asirvad, AU SFB, Avanti Finance, Bajaj Finance, Bandhan Bank, Belstar, BSS Sonata, BWDA Finance, CreditAccess, Dvara KGFS, ESAF SFB, Federal Bank, Fusion, GU Finance, IIFL Samasta, Jana SFB, Janakalyan, L&T Finance, Light, Midland, Muthoot, NABFINS, NOCPL, Satin, Satya, Save Financial, Sindhuja, Spandana, Suryoday SFB, Svamaan, Svatantra, Ujjivan SFB, Utkarsh SFB, Vector, Vedika
	Debagarh	9	2	Annapurna Finance, Arohan, Asirvad, Bandhan Bank, Cashpor, CreditAccess, ESAF SFB, Fusion, IIFL Samasta, Sampurna Financial, Satin
	Dhenkanal	28	8	Annapurna Finance, Arohan, Asirvad, AU SFB, Avanti Finance, Bajaj Finance, Bandhan Bank, Belstar, CreditAccess, Dvara KGFS, ESAF SFB, Federal Bank, Fusion, Grameen Shakti, GU Finance, IIFL Samasta, Jana SFB, L&T Finance, Light, Midland, Muthoot, NABFINS, NOCPL, Sampurna Financial, Satin, Satya, Save Financial, Sindhuja, Spandana, Suryoday SFB, Svamaan, Svatantra, Ujjivan SFB, Utkarsh SFB, Vector, Vedika
	Gajapati	10	3	Annapurna Finance, Arohan, Asirvad, Bandhan Bank, Federal Bank, Fusion, L&T Finance, Muthoot, NABFINS, Save Financial, Spandana, Suryoday SFB, Vector
	Ganjam	28	8	Annapurna Finance, Arohan, Asirvad, AU SFB, Avanti Finance, Aviral, Bajaj Finance, Bandhan Bank, Belstar, BSS Sonata, CreditAccess, Dvara KGFS, ESAF SFB, Federal Bank, Fusion, GU Finance, IIFL Samasta, Jana SFB, L&T Finance, Light, Midland, Muthoot, NABFINS, NOCPL, Satin, Satya, Save Financial, Share Microfin, Sindhuja, Spandana, Suryoday SFB, Svamaan, Svatantra, Unity SFB, Utkarsh SFB, Vector
	Jagatsing-hpur	23	6	Annapurna Finance, Arohan, Asirvad, Avanti Finance, Bandhan Bank, CreditAccess, Federal Bank, Fusion, GU Finance, IIFL Samasta, Jagaran, Jana SFB, L&T Finance, Light, Midland, Muthoot, NABFINS, NOCPL, Satin, Satya, Save Financial, Sindhuja, Spandana, Svamaan, Svatantra, Ujjivan SFB, Unity SFB, Utkarsh SFB, Vedika
	Jajpur	28	6	Annapurna Finance, Arohan, Asirvad, AU SFB, Avanti Finance, Bandhan Bank, Belstar, BSS Sonata, CreditAccess, Dvara KGFS, ESAF SFB, Federal Bank, Fusion, Grameen Shakti, GU Finance, IIFL Samasta, Jana SFB, L&T Finance, Light, Midland, Muthoot, NABFINS, NOCPL, Satin, Satya, Save Financial, Sindhuja, Suryoday SFB, Spandana, Svatantra, Uttrayan, Vector, Vedika, VFS Capital
	Jharsuguda	18	5	Annapurna Finance, Arohan, Asirvad, Avanti Finance, Bandhan Bank, Belstar, BSS Sonata, Cashpor, CreditAccess, Federal Bank, Fusion, IIFL Samasta, Jana SFB, L&T Finance, Muthoot, NOCPL, Satya, Share Microfin, Spandana, Suryoday SFB, Svatantra, Ujjivan SFB, Vector
	Kalahandi	20	8	Annapurna Finance, Arohan, Asirvad, AU SFB, Avanti Finance, Bandhan Bank, Belstar, CreditAccess, ESAF SFB, Federal Bank, Fusion, IIFL Samasta, Jana SFB, L&T Finance, Midland, Muthoot, NOCPL, Satin, Satya, Save Financial, Share Microfin, Spandana, Sugmya, Suryoday SFB, Svatantra, Unity SFB, Utkarsh SFB, Vector

Name of State(s)/ UT(s)	Name of the District(s)	No. of MLIs present in the district	No. of Banks/ UCB/SFBs present in the district	Name of MLIs, Banks, UCB, and SFBs having microfinance operations in the district
Odisha (OD)	Kandhamal	13	5	Annapurna Finance, Arohan, Bandhan Bank, ESAF SFB, Fusion, IIFL Samasta, Jana SFB, L&T Finance, Midland, Muthoot, NABFINS, Satin, Share Microfin, Spandana, Suryoday SFB, Svatantra, Utkarsh SFB, Vector
	Kendrapara	20	4	Annapurna Finance, Arohan, Asirvad, Avanti Finance, Bajaj Finance, Bandhan Bank, Belstar, Federal Bank, Fusion, GU Finance, IIFL Samasta, Jagaran, L&T Finance, Midland, Muthoot, NABFINS, NOCPL, Sampurna Financial, Satin, Satya, Sindhuja, Spandana, Ujjivan SFB, Unity SFB
	Kendujhar	21	6	Annapurna Finance, Arohan, Asirvad, Bandhan Bank, Cashpor, CreditAccess, Dvara KGFS, ESAF SFB, Federal Bank, Fusion, GU Finance, IIFL Samasta, Jana SFB, L&T Finance, Light, Midland, Muthoot, NABFINS, NOCPL, Satin, Save Financial, Share Microfin, Spandana, Suryoday SFB, Svatantra, Utkarsh SFB, VFS Capital
	Khordha	30	9	Annapurna Finance, Arohan, Asirvad, AU SFB, Avanti Finance, Aviral, Bajaj Finance, Bandhan Bank, Belstar, BSS Sonata, BWDA Finance, CreditAccess, Dvara KGFS, ESAF SFB, Federal Bank, Fusion, GU Finance, IIFL Samasta, Jana SFB, L&T Finance, Light, Midland, Muthoot, NABFINS, Satin, Satya, Save Financial, Share Microfin, Sindhuja, Spandana, Suryoday SFB, Svamaan, Svatantra, Ujjivan SFB, Unity SFB, Utkarsh SFB, Uttrayan, Vector, Vedika
	Koraput	15	7	Annapurna Finance, AU SFB, Avanti Finance, Bajaj Finance, Bandhan Bank, Belstar, ESAF SFB, Federal Bank, Fusion, IIFL Samasta, Muthoot, Satin, Satya, Save Financial, Share Microfin, Spandana, Suryoday SFB, Svamaan, Svatantra, Unity SFB, Utkarsh SFB, Vector
	Malkangiri	9	6	Annapurna Finance, AU SFB, Bandhan Bank, Belstar, ESAF SFB, Federal Bank, Fusion, IIFL Samasta, Satin, Satya, Save Financial, Spandana, Unity SFB, Utkarsh SFB, Vector
	Mayurbhanj	21	8	Annapurna Finance, Arohan, Asirvad, AU SFB, Avanti Finance, Bandhan Bank, CreditAccess, ESAF SFB, Federal Bank, Fusion, GU Finance, IIFL Samasta, Jagaran, Jana SFB, L&T Finance, Midland, Muthoot, NABFINS, NOCPL, Satin, Satya, Save Financial, Share Microfin, Spandana, Suryoday SFB, Svatantra, Unity SFB, Utkarsh SFB, Uttrayan
	Nabarangpur	10	7	Annapurna Finance, Asirvad, AU SFB, Bandhan Bank, Belstar, ESAF SFB, Federal Bank, Fusion, IIFL Samasta, NOCPL, Share Microfin, Spandana, Suryoday SFB, Svatantra, Unity SFB, Utkarsh SFB, Vector
	Nayagarh	28	7	Annapurna Finance, Arohan, Asirvad, Avanti Finance, Aviral, Bajaj Finance, Bandhan Bank, Belstar, BSS Sonata, CreditAccess, Dvara KGFS, ESAF SFB, Federal Bank, Fusion, IIFL Samasta, Jana SFB, L&T Finance, Light, Midland, Muthoot, NABFINS, NOCPL, Sampurna Financial, Satin, Satya, Save Financial, Sindhuja, Spandana, Suryoday SFB, Svamaan, Svatantra, Ujjivan SFB, Utkarsh SFB, Uttrayan, Vedika
	Nuapada	15	6	Annapurna Finance, Arohan, Asirvad, Avanti Finance, Bandhan Bank, Belstar, CreditAccess, Federal Bank, Fusion, GU Finance, IIFL Samasta, Jana SFB, Muthoot, Save Financial, Spandana, Sugmya, Suryoday SFB, Svatantra, Unity SFB, Utkarsh SFB, Vector
	Puri	27	7	Annapurna Finance, Arohan, Asirvad, Avanti Finance, Bajaj Finance, Bandhan Bank, Belstar, BSS Sonata, BWDA Finance, CreditAccess, ESAF SFB, Fusion, GU Finance, Federal Bank, IIFL Samasta, Jana SFB, Janakalyan, L&T Finance, Light, Midland, Muthoot, NABFINS, NOCPL, Sampurna Financial, Satin, Satya, Sindhuja, Spandana, Suryoday SFB, Svatantra, Ujjivan SFB, Utkarsh SFB, Vector, Vedika
	Rayagada	15	6	Annapurna Finance, Arohan, Asirvad, AU SFB, Avanti Finance, Bajaj Finance, Bandhan Bank, Belstar, CreditAccess, ESAF SFB, Federal Bank, Fusion, Muthoot, NABFINS, Satin, Save Financial, Spandana, Suryoday SFB, Utkarsh SFB, Uttrayan, Vector
	Sambalpur	21	6	Annapurna Finance, Arohan, Asirvad, Avanti Finance, Bandhan Bank, Belstar, BSS Sonata, CreditAccess, Federal Bank, Fusion, IIFL Samasta, Jana SFB, L&T Finance, Muthoot, NOCPL, Pahal, Satin, Satya, Share Microfin, Sindhuja, Spandana, Suryoday SFB, Svatantra, Ujjivan SFB, Utkarsh SFB, Uttrayan, Vector
	Subarnapur	17	7	Annapurna Finance, Arohan, Asirvad, AU SFB, Avanti Finance, Aviral, Bandhan Bank, Belstar, BSS Sonata, CreditAccess, ESAF SFB, Federal Bank, Fusion, IIFL Samasta, Jana SFB, Muthoot, Satin, Satya, Sindhuja, Spandana, Sugmya, Suryoday SFB, Unity SFB, Vector

Name of State(s)/ UT(s)	Name of the District(s)	No. of MLIs present in the district	No. of Banks/ UCB/SFBs present in the district	Name of MLIs, Banks, UCB, and SFBs having microfinance operations in the district
Odisha (OD)	Sundergarh	18	6	Annapurna Finance, Arohan, Asirvad, Avanti Finance, Bandhan Bank, Belstar, Cashpor, CreditAccess, ESAF SFB, Fusion, IIFL Samasta, Jana SFB, L&T Finance, Muthoot, NOCPL, Sampurna Financial, Satin, Spandana, Suryoday SFB, Svatantra, Ujjivan SFB, Utkarsh SFB, Uttrayan, Vector
Puducherry (PY)	Karaikal	12	4	AU SFB, Belstar, BWDC, CreditAccess, Equitas SFB, ESAF SFB, Federal Bank, L&T Finance, Muthoot, NABFINS, PAFT Inclusive, Pragati Finserv, Valar, Velicham, Vivardhana, VisionFund India
	Mahe	1	1	ESAF SFB, Virutcham
	Puducherry	21	8	Asirvad, AU SFB, Bandhan Bank, Bank of India, Belstar, BWDA Finance, CreditAccess, Equitas SFB, ESAF SFB, Finsigma, Fusion, IIFL Samasta, Jana SFB, L&T Finance, Muthoot, NABFINS, NOCPL, Pahal, Pragati Finserv, REPCO, Satin, Satya, Save Financial, Save Microfinance, Sugmya, Suryoday SFB, UFin Financial, Ujjivan SFB, Vivardhana
	Yanam	2	0	NABFINS, Spandana
Punjab (PB)	Amritsar	10	3	Annapurna Finance, Asirvad, Bandhan Bank, Fusion, Jana SFB, Midland, Muthoot, Pahal, Satin, Satya, Svatantra, Ujjivan SFB, Uttrayan
	Barnala	10	3	Asirvad, Bandhan Bank, Dvara KGFS, Equitas SFB, Fusion, L&T Finance, Midland, Muthoot, Pahal, Satin, Satya, Svatantra, Ujjivan SFB
	Bathinda	12	4	Annapurna Finance, Asirvad, Bandhan Bank, Belstar, Dvara KGFS, Equitas SFB, Fusion, IIFL Samasta, Jana SFB, L&T Finance, Midland, Muthoot, Satin, Satya, Svatantra, Ujjivan SFB
	Faridkot	10	0	Annapurna Finance, Asirvad, Belstar, Fusion, L&T Finance, Midland, Muthoot, Pahal, Satin, Satya
	Fatehgarh Sahib	9	0	Annapurna Finance, Asirvad, Kamal Fincap, L&T Finance, Midland, Muthoot, Satin, Satya, Svatantra
	Fazilka	6	2	Annapurna Finance, Fusion, Jana SFB, L&T Finance, Midland, Satin, Save Microfinance, Ujjivan SFB
	Firozpur	8	0	Annapurna Finance, Asirvad, Fusion, L&T Finance, Midland, Muthoot, Satin, Satya
	Gurdaspur	11	1	Annapurna Finance, Asirvad, Bandhan Bank, Fusion, L&T Finance, Midland, Muthoot, Pahal, Satin, Satya, Svatantra, Uttrayan
	Hoshiarpur	10	1	Annapurna Finance, Asirvad, Bandhan Bank, Fusion, L&T Finance, Midland, Muthoot, Pahal, Satin, Satya, Svatantra
	Jalandhar	6	4	Bandhan Bank, Equitas SFB, Fusion, IIFL Samasta, Jana SFB, L&T Finance, Midland, Satin, Satya, Ujjivan SFB
	Kapurthala	10	2	Annapurna Finance, Asirvad, Bandhan Bank, Fusion, L&T Finance, Muthoot, Pahal, Satin, Satya, Svatantra, Ujjivan SFB, Uttrayan
	Ludhiana	15	4	Annapurna Finance, Asirvad, Bandhan Bank, Belstar, Equitas SFB, Fusion, IIFL Samasta, Jana SFB, Kamal Fincap, L&T Finance, Midland, Muthoot, Pahal, Satin, Satya, Svatantra, Swastik Finance, Ujjivan SFB, Uttrayan
	Malerkotla	3	1	Annapurna Finance, Bandhan Bank, Satin, Satya
	Mansa	10	2	Annapurna Finance, Asirvad, Dvara KGFS, Equitas SFB, Fusion, L&T Finance, Midland, Muthoot, Satin, Satya, Svatantra, Ujjivan SFB
	Moga	12	2	Annapurna Finance, Asirvad, Bandhan Bank, Belstar, Equitas SFB, Fusion, IIFL Samasta, L&T Finance, Midland, Muthoot, Pahal, Satin, Satya, Uttrayan
	Pathankot	3	0	Annapurna Finance, Fusion, Satin
	Patiala	12	6	Asirvad, AU SFB, Bandhan Bank, Equitas SFB, Fusion, IIFL Samasta, Jana SFB, Kamal Fincap, L&T Finance, Midland, Muthoot, Satin, Satya, Svatantra, Swastik Finance, Ujjivan SFB, Utkarsh SFB, Uttrayan
	Rupnagar	10	2	Annapurna Finance, Asirvad, Fusion, Jana SFB, L&T Finance, Midland, Muthoot, Pahal, Satin, Satya, Svatantra, Ujjivan SFB
	Sahibzada Ajit Singh Nagar (formerly known as Mohali)	6	2	Annapurna Finance, Asirvad, Bandhan Bank, Fusion, Jana SFB, Muthoot, Satin, Uttrayan

Name of State(s)/ UT(s)	Name of the District(s)	No. of MLIs present in the district	No. of Banks/ UCB/SFBs present in the district	Name of MLIs, Banks, UCB, and SFBs having microfinance operations in the district
Punjab (PB)	Sangrur	15	4	Annapurna Finance, Asirvad, Bandhan Bank, Dvara KGFS, Equitas SFB, Fusion, IIFL Samasta, Jana SFB, Kamal Fincap, L&T Finance, Magenta, Midland, Muthoot, Pahal, Satin, Satya, Svatantra, Ujjivan SFB, Uttrayan
	Shaheed Bhagat Singh Nagar (formerly known as Nawanshahr)	6	1	Annapurna Finance, Bandhan Bank, Fusion, Midland, Muthoot, Satin, Satya
	Sri Muktsar Sahib (formerly known as Muktsar)	10	2	Annapurna Finance, Asirvad, Belstar, Equitas SFB, Fusion, L&T Finance, Midland, Muthoot, Satin, Satya, Svatantra, Ujjivan SFB
	Tarn Taran	5	0	Annapurna Finance, Asirvad, Fusion, Midland, Muthoot
Rajasthan (RJ)	Ajmer	31	10	Annapurna Finance, Arohan, Asirvad, AU SFB, Avanti Finance, Bajaj Finance, Bandhan Bank, Belstar, BSS Sonata, CreditAccess, Digamber, Equitas SFB, ESAF SFB, Federal Bank, Fusion, IIFL Samasta, Jana SFB, L&T Finance, Midland, Mitrata, MPower, Muthoot, NABFINS, Namra, NOCPL, Pahal, PSC, Satin, Satya, Save Microfinance, Sindhuja, Spandana, Sugmya, Suryoday SFB, Svasti, Svatantra, Ujjivan SFB, Unity SFB, Utkarsh SFB, Uttrayan, VFS Capital
	Alwar	26	9	Annapurna Finance, Arohan, Asirvad, AU SFB, Bandhan Bank, BSS Sonata, CreditAccess, Digamber, Equitas SFB, ESAF SFB, Federal Bank, Fusion, Humana, IIFL Samasta, Jana SFB, Kamal Fincap, Light, Midland, Mitrata, MPower, NABFINS, Pahal, Pratyancha, Prayas, PSC, Satin, Satya, Save Microfinance, Spandana, Suryoday SFB, Svatantra, Ujjivan SFB, Utkarsh SFB, Uttrayan, VFS Capital
	Balotra	3	1	Bandhan Bank, CreditAccess, Digamber, Prayas
	Banswara	20	5	Annapurna Finance, Asirvad, AU SFB, Bandhan Bank, Belstar, CreditAccess, Digamber, Equitas SFB, ESAF SFB, Fusion, IIFL Samasta, Kamal Fincap, Light, Midland, MPower, Muthoot, Namra, Pahal, Prayas, Satin, Save Microfinance, Spandana, Sugmya, Suryoday SFB, Svatantra
	Baran	16	3	Annapurna Finance, Asirvad, Bandhan Bank, BSS Sonata, CreditAccess, Digamber, Fusion, IIFL Samasta, Kamal Fincap, L&T Finance, Muthoot, Namra, NOCPL, Satin, Save Microfinance, Sindhuja, Spandana, Ujjivan SFB, Unity SFB
	Barmer	10	1	Annapurna Finance, Arohan, Asirvad, Bandhan Bank, Belstar, CreditAccess, Digamber, Fusion, Light, Prayas, Spandana
	Beawar	10	5	Bandhan Bank, CreditAccess, Digamber, Equitas SFB, Light, NABFINS, Prayas, Satya, Shikhar Urban, Sindhuja, Svamaan, Ujjivan SFB, Unity SFB, Utkarsh SFB, Vector
	Bharatpur	10	2	Annapurna Finance, Avanti Finance, BSS Sonata, Fusion, IIFL Samasta, Light, Midland, NABFINS, Svatantra, Ujjivan SFB, Utkarsh SFB, Zylo Micro Care
	Bhilwara	31	9	Annapurna Finance, Arohan, Asirvad, AU SFB, Avanti Finance, Bajaj Finance, Bandhan Bank, BSS Sonata, CreditAccess, Digamber, Equitas SFB, ESAF SFB, Federal Bank, Fusion, Humana, IIFL Samasta, Jana SFB, Kamal Fincap, L&T Finance, Light, Midland, Muthoot, NABFINS, Namra, Pahal, Prayas, Satin, Satya, Save Microfinance, Shikhar Urban, Shram Sarathi, Sindhuja, Spandana, Suryoday SFB, Svamaan, Svatantra, Ujjivan SFB, Utkarsh SFB, Uttrayan, Vector
	Bikaner	18	4	Annapurna Finance, Asirvad, AU SFB, Bandhan Bank, CreditAccess, Digamber, Equitas SFB, Fusion, IIFL Samasta, Jana SFB, Kamal Fincap, Light, Midland, Muthoot, NOCPL, Pahal, Pustikar, Satin, Satya, Save Microfinance, Spandana, Svatantra
	Bundi	16	5	Annapurna Finance, Arohan, Asirvad, AU SFB, Avanti Finance, Bandhan Bank, BSS Sonata, CreditAccess, Equitas SFB, ESAF SFB, Fusion, IIFL Samasta, Kamal Fincap, L&T Finance, Midland, Namra, NOCPL, Pahal, Spandana, Svatantra, Ujjivan SFB
	Chittorgarh	28	6	Annapurna Finance, Asirvad, AU SFB, Avanti Finance, Bajaj Finance, Bandhan Bank, Belstar, BSS Sonata, CreditAccess, Digamber, Equitas SFB, ESAF SFB, Federal Bank, Fusion, Hindusthan, IIFL Samasta, Kamal Fincap, L&T Finance, Light, Midland, Muthoot, NABFINS, Namra, NOCPL, Pahal, Satin, Satya, Save Microfinance, Shikhar Urban, Sindhuja, Spandana, Suryoday SFB, Svatantra, Vector

Name of State(s)/ UT(s)	Name of the District(s)	No. of MLIs present in the district	No. of Banks/ UCB/SFBs present in the district	Name of MLIs, Banks, UCB, and SFBs having microfinance operations in the district
Rajasthan (RJ)	Churu	25	4	Annapurna Finance, Asirvad, AU SFB, Avanti Finance, Bandhan Bank, BSS Sonata, CreditAccess, Digamber, Equitas SFB, Fusion, IIFL Samasta, Jana SFB, Kamal Fincap, Light, Midland, Mitrata, Muthoot, NABFINS, NOCPL, Pahal, Prayas, Satin, Satya, Save Microfinance, Sindhuja, Spandana, Svamaan, Svatantra, Uttrayan
	Dausa	8	3	Asirvad, Bandhan Bank, BSS Sonata, IIFL Samasta, Light, Midland, NABFINS, Sindhuja, Svatantra, Ujjivan SFB, Utkarsh SFB
	Deeg	1	1	Bandhan Bank, BSS Sonata
	Dholpur	13	2	Annapurna Finance, Asirvad, Avanti Finance, BSS Sonata, Fusion, Midland, NABFINS, Satin, Share Microfin, Spandana, Srifin, Suryoday SFB, Svatantra, Swabhimaan, Utkarsh SFB
	Didwana-Kuchaman	3	3	Bandhan Bank, CreditAccess, Equitas SFB, NABFINS, Satya, Unity SFB
	Dungarpur	25	4	Annapurna Finance, Asirvad, AU SFB, Bandhan Bank, Belstar, CreditAccess, Digamber, ESAF SFB, Fusion, Hindusthan, IIFL Samasta, Kamal Fincap, L&T Finance, Light, Midland, MPower, NABFINS, Namra, NOCPL, Pahal, Prayas, Satin, Satya, Save Microfinance, Shram Sarathi, Spandana, Sugmya, Suryoday SFB, Svatantra
	Hanuman-garh	14	4	Annapurna Finance, Asirvad, Bandhan Bank, CreditAccess, Digamber, Equitas SFB, Fusion, IIFL Samasta, Kamal Fincap, Light, Midland, Mitrata, Muthoot, Satin, Spandana, Svatantra, Ujjivan SFB, Utkarsh SFB
	Jaipur	27	8	Annapurna Finance, Asirvad, AU SFB, Avanti Finance, Bajaj Finance, Bandhan Bank, Belstar, BSS Sonata, CreditAccess, Digamber, Equitas SFB, ESAF SFB, Federal Bank, Fusion, IIFL Samasta, Jana SFB, L&T Finance, Light, Midland, Mitrata, MPower, Muthoot, NABFINS, Namra, Prayas, PSC, Satin, Satya, Spandana, Svasti, Ujjivan SFB, Utkarsh SFB, Uttrayan, VFS Capital, Zylo Micro Care
	Jaisalmer	1	0	Pustikar
	Jalore	17	4	Annapurna Finance, Arohan, Asirvad, AU SFB, Bandhan Bank, Belstar, CreditAccess, Digamber, Equitas SFB, Fusion, IIFL Samasta, L&T Finance, Light, NOCPL, Pahal, Prayas, Sindhuja, Spandana, Suryoday SFB, Svatantra, VFS Capital
	Jhalawar	18	4	Annapurna Finance, Asirvad, AU SFB, Bandhan Bank, CreditAccess, Digamber, Fusion, Hindusthan, IIFL Samasta, L&T Finance, Light, Midland, Muthoot, NOCPL, Satin, Save Microfinance, Sindhuja, Spandana, Sugmya, Suryoday SFB, Svatantra, Ujjivan SFB
	Jhunjhunu	29	4	Annapurna Finance, Arohan, Asirvad, Avanti Finance, Bandhan Bank, Belstar, CreditAccess, Digamber, Federal Bank, Fusion, Humana, IIFL Samasta, Jana SFB, Kamal Fincap, Light, Midland, Mitrata, MPower, Muthoot, NABFINS, NOCPL, Pahal, Prayas, Samavesh, Satin, Satya, Sindhuja, Spandana, Svamaan, Svasti, Svatantra, Utkarsh SFB, Zylo Micro Care
	Jodhpur	25	5	Annapurna Finance, Arohan, Asirvad, AU SFB, Avanti Finance, Bajaj Finance, Bandhan Bank, CreditAccess, Digamber, Equitas SFB, Fusion, IIFL Samasta, Jana SFB, L&T Finance, Light, Midland, Muthoot, NOCPL, Pahal, Pustikar, Satin, Satya, Save Microfinance, Spandana, Sugmya, Svamaan, Svatantra, Ujjivan SFB, Uttrayan, VFS Capital
	Karauli	1	3	Asirvad, Bandhan Bank, Ujjivan SFB, Utkarsh SFB
	Khairthal-Tijara	1	5	Bandhan Bank, Equitas SFB, Federal Bank, Jana SFB, Light, Ujjivan SFB
	Kota	22	7	Annapurna Finance, Arohan, Asirvad, AU SFB, Bandhan Bank, BSS Sonata, CreditAccess, Digamber, Equitas SFB, ESAF SFB, Fusion, Hindusthan, Humana, IIFL Samasta, Jana SFB, Kamal Fincap, L&T Finance, Light, Midland, Muthoot, Namra, Satin, Save Microfinance, Sindhuja, Spandana, Suryoday SFB, Svasti, Svatantra, Ujjivan SFB
	Kotputli-Behror	5	5	Bandhan Bank, CreditAccess, Digamber, Equitas SFB, PSC, Muthoot, Satya, Suryoday SFB, Ujjivan SFB, Utkarsh SFB
	Nagaur	30	6	Annapurna Finance, Arohan, Asirvad, AU SFB, Avanti Finance, Bandhan Bank, BSS Sonata, CreditAccess, Digamber, Federal Bank, Fusion, IIFL Samasta, Jana SFB, Kamal Fincap, L&T Finance, Light, Midland, Muthoot, NABFINS, Namra, NOCPL, Pahal, PSC, Pustikar, Satin, Satya, Save Microfinance, Sindhuja, Spandana, Sugmya, Suryoday SFB, Svamaan, Svasti, Svatantra, Swabhimaan, Unity SFB

Name of State(s)/ UT(s)	Name of the District(s)	No. of MLIs present in the district	No. of Banks/ UCB/SFBs present in the district	Name of MLIs, Banks, UCB, and SFBs having microfinance operations in the district
Rajasthan (RJ)	Pali	21	6	Annapurna Finance, Asirvad, AU SFB, Avanti Finance, Bandhan Bank, Belstar, BSS Sonata, CreditAccess, Digamber, Equitas SFB, ESAF SFB, Fusion, IIFL Samasta, Jana SFB, L&T Finance, Light, Midland, Muthoot, NABFINS, Pahal, Prayas, Pustikar, Satin, Spandana, Svatantra, Ujjivan SFB, Uttrayan
	Phalodi	1	1	Bandhan Bank, Pustikar
	Pratapgarh	11	3	Annapurna Finance, Asirvad, AU SFB, Bandhan Bank, Belstar, ESAF SFB, Fusion, IIFL Samasta, Kamal Fincap, Midland, Satin, Shram Sarathi, Spandana, Svatantra
	Rajsamand	27	7	Annapurna Finance, Arohan, Asirvad, AU SFB, Avanti Finance, Bandhan Bank, CreditAccess, Digamber, Equitas SFB, ESAF SFB, Federal Bank, Fusion, IIFL Samasta, Jana SFB, Kamal Fincap, L&T Finance, Light, Midland, Muthoot, NABFINS, Namra, NOCPL, Pahal, Prayas, Satin, Satya, Save Microfinance, Shikhar Urban, Shram Sarathi, Sindhuja, Spandana, Suryoday SFB, Svamaan, Svatantra
	Salumbar	6	2	AU SFB, Bandhan Bank, CreditAccess, Light, NOCPL, Satya, Shram Sarathi, Svatantra
	Sawai Madhopur	7	4	Annapurna Finance, AU SFB, Bandhan Bank, BSS Sonata, CreditAccess, ESAF SFB, L&T Finance, Midland, Svasti, Svatantra, Ujjivan SFB
	Sikar	33	7	Annapurna Finance, Arohan, Asirvad, AU SFB, Avanti Finance, Bandhan Bank, Belstar, BSS Sonata, CreditAccess, Digamber, ESAF SFB, Federal Bank, Fusion, Humana, IIFL Samasta, Kamal Fincap, L&T Finance, Light, Midland, Mitrata, Muthoot, NABFINS, Namra, Pahal, Prayas, PSC, Samavesh, Satin, Satya, Save Microfinance, Sindhuja, Spandana, Suryoday SFB, Svamaan, Svasti, Svatantra, Swabhimaan, Ujjivan SFB, Utkarsh SFB, Zylo Micro Care
	Sirohi	21	4	Annapurna Finance, Asirvad, AU SFB, Bandhan Bank, Belstar, BSS Sonata, CreditAccess, Digamber, ESAF SFB, Fusion, IIFL Samasta, L&T Finance, Light, Midland, Muthoot, Namra, NOCPL, Pahal, Prayas, Satin, Sindhuja, Spandana, Sugmya, Suryoday SFB, Svatantra
	Sri Gangan-agar	16	2	Annapurna Finance, Asirvad, CreditAccess, Digamber, Equitas SFB, Fusion, IIFL Samasta, Kamal Fincap, Light, Midland, Mitrata, Muthoot, Pahal, Satin, Save Microfinance, Spandana, Svatantra, Ujjivan SFB
	Tonk	20	8	Annapurna Finance, Arohan, Asirvad, AU SFB, Avanti Finance, Bandhan Bank, Belstar, CreditAccess, Digamber, Equitas SFB, ESAF SFB, Fusion, IIFL Samasta, Light, Midland, Namra, Pahal, Prayas, PSC, Satin, Spandana, Sugmya, Suryoday SFB, Svatantra, Ujjivan SFB, Unity SFB, Utkarsh SFB, Zylo Micro Care
	Udaipur	31	8	Annapurna Finance, Arohan, Asirvad, Bajaj Finance, Bandhan Bank, Belstar, BSS Sonata, CreditAccess, Digamber, Equitas SFB, ESAF SFB, Federal Bank, Fusion, Hindusthan, IIFL Samasta, Jana SFB, Kamal Fincap, L&T Finance, Light, Midland, NABFINS, Namra, NOCPL, Pahal, Satin, Satya, Save Microfinance, Shikhar Urban, Shram Sarathi, Sindhuja, Spandana, Sugmya, Suryoday SFB, Svatantra, Swabhimaan, Ujjivan SFB, Utkarsh SFB, Uttrayan, Vector
Sikkim (SK)	Gangtok (East Sikkim)	5	4	Asirvad, Bandhan Bank, ESAF SFB, Federal Bank, Jana SFB, Sarala, Satin, UNACCO, Uttrayan
	Gyalshing (West Sikkim)	1	1	ESAF SFB, Sarala
	Mangan (North Sikkim)	1	0	UNACCO
	Namchi (South Sikkim)	2	2	Bandhan Bank, Federal Bank, Sarala, Uttrayan
	Pakyong	2	1	Bandhan Bank, Sarala, VFS Capital
Tamil Nadu (TN)	Ariyalur	25	5	Annapurna Finance, AU SFB, Avanti Finance, Bajaj Finance, Belstar, BSS Sonata, Citta Plus, CreditAccess, Dvara KGFS, Equitas SFB, ESAF SFB, Federal Bank, Fusion, IIFL Samasta, Karur Vysya Bank, L&T Finance, Muthoot, NABFINS, NOCPL, PAFT Finance, PAFT Inclusive, Pragati Finserv, REPCO, Satin, Save Financial, Save Microfinance, Subiksham, Svatantra, Virutcham, Vivardhana

Name of State(s)/ UT(s)	Name of the District(s)	No. of MLIs present in the district	No. of Banks/ UCB/SFBs present in the district	Name of MLIs, Banks, UCB, and SFBs having microfinance operations in the district
Tamil Nadu (TN)	Chengal-pattu	23	6	Annapurna Finance, AU SFB, Avanti Finance, Bandhan Bank, Belstar, BWDA Finance, CreditAccess, Dvara KGFS, Equitas SFB, Federal Bank, Finsigma, IIFL Samasta, Jana SFB, L&T Finance, Magalir, Muthoot, NABFINS, NOCPL, Pragati Finserv, REPCO, Sarvodaya Nano, Satya, Save Financial, Save Microfinance, Spandana, Svasti, UFin Financial, Ujjivan SFB, VisionFund India
	Chennai	20	8	Ajaaya, Annapurna Finance, Asirvad, AU SFB, Bandhan Bank, Belstar, CreditAccess, Dvara KGFS, Equitas SFB, ESAF SFB, Federal Bank, IIFL Samasta, Jana SFB, LaRaksha Impact, Muthoot, NABFINS, NOCPL, Opportunity Microfinance, Pahal, Pragati Finserv, REPCO, Satin, Suryoday SFB, UFin Financial, Ujjivan SFB, Vaasavi IVF, Virutcham, Vivardhana
	Coimbatore	30	7	Annapurna Finance, Asirvad, Avanti Finance, Bandhan Bank, Belstar, Blaze Trust, BSS Sonata, CreditAccess, Equitas SFB, ESAF SFB, Federal Bank, Fusion, IIFL Samasta, Jana SFB, L&T Finance, Muthoot, NABFINS, NOCPL, Pahal, Pragati Finserv, REPCO, Sanghamithra, Satin, Save Microfinance, SICL, SIF, Spandana, Sree Annai Meenashi, Suryoday SFB, Svamaan, Svatantra, UFin Financial, Ujjivan SFB, Vanchinad, Velicham, Vivardhana, Vruksha
	Cuddalore	33	8	Annapurna Finance, Asirvad, AU SFB, Avanti Finance, Bandhan Bank, Belstar, BSS Sonata, BWDA Finance, CreditAccess, Dvara KGFS, Equitas SFB, ESAF SFB, Federal Bank, Finsigma, Fusion, IIFL Samasta, Jana SFB, L&T Finance, Muthoot, NABFINS, NOCPL, PAFT Finance, PAFT Inclusive, Pahal, Pragati Finserv, REPCO, Sarvodaya Nano, Satin, Satya, Save Financial, Save Microfinance, SIF, Spandana, Subiksham, Sugmya, Suryoday SFB, Svatantra, UFin Financial, Ujjivan SFB, Virutcham, Vivardhana
	Dharmapuri	30	7	Annapurna Finance, Arohan, Asirvad, AU SFB, Avanti Finance, Belstar, BSS Sonata, BWDA Finance, CreditAccess, Dvara KGFS, ESAF SFB, Federal Bank, Finsigma, Fusion, IIFL Samasta, Jana SFB, Karur Vysya Bank, L&T Finance, Magalir, Muthoot, NABFINS, NOCPL, PAFT Inclusive, REPCO, Sai Mithra, Sanghamithra, Satin, Satya, Save Financial, Save Microfinance, SIF, Spandana, Suryoday SFB, Svamaan, Svatantra, Ujjivan SFB, Vivardhana
	Dindigul	31	7	Ajaaya, Annapurna Finance, Asirvad, AU SFB, Avanti Finance, Belstar, BSS Sonata, BWDA Finance, Citta Plus, CreditAccess, Equitas SFB, ESAF SFB, Federal Bank, Finsigma, Fusion, IIFL Samasta, Jana SFB, L&T Finance, Magalir, Magilchi, Muthoot, NABFINS, NOCPL, Opportunity Microfinance, Pragati Finserv, REPCO, Sanghamithra, Sarvam, Sarvodaya Nano, Satin, Satya, Save Microfinance, SIF, Sree Annai Meenashi, Suryoday SFB, Svamaan, Swarnodhayam, Ujjivan SFB
	Erode	40	9	Annapurna Finance, Arohan, Asirvad, AU SFB, Avanti Finance, Avanti Microfinance, Bandhan Bank, Belstar, Blaze Trust, BSS Sonata, Citta Plus, CreditAccess, Equitas SFB, ESAF SFB, Federal Bank, Fusion, IIFL Samasta, Jana SFB, Karur Vysya Bank, L&T Finance, Magilchi, Muthoot, NABFINS, NOCPL, PAFT Finance, PAFT Inclusive, Pragati Finserv, REPCO, Rors, Sai Mithra, Sanghamithra, Sarvodaya Nano, Satin, Save Financial, Save Microfinance, SIF, Spandana, Sree Annai Meenashi, Subiksham, Suryoday SFB, Svatantra, Swarnodhayam, UFin Financial, Ujjivan SFB, Vanchinad, Velicham, Virutcham, Vivardhana, Vruksha
	Kallakurichi	30	6	Annapurna Finance, Asirvad, AU SFB, Avanti Finance, Belstar, BSS Sonata, BWDA Finance, CreditAccess, Equitas SFB, ESAF SFB, Federal Bank, Finsigma, Fusion, IIFL Samasta, Jana SFB, L&T Finance, Magalir, Muthoot, NABFINS, NOCPL, PAFT Finance, PAFT Inclusive, Pahal, Pragati Finserv, REPCO, Sarvodaya Nano, Satin, Satya, Save Financial, Save Microfinance, SIF, Svamaan, Svatantra, UFin Financial, Ujjivan SFB, Velicham
	Kanchipu-ram	30	9	Ajaaya, Annapurna Finance, Arohan, Asirvad, AU SFB, Avanti Finance, Bandhan Bank, Belstar, BSS Sonata, BWDA Finance, CreditAccess, Equitas SFB, ESAF SFB, Federal Bank, Finsigma, Fusion, IIFL Samasta, Jana SFB, Karur Vysya Bank, L&T Finance, Magalir, Muthoot, NABFINS, NOCPL, Pahal, Pragati Finserv, REPCO, Sarvodaya Nano, Satin, Satya, Save Financial, Save Microfinance, Spandana, Suryoday SFB, Svatantra, UFin Financial, Ujjivan SFB, Virutcham, Vivardhana
	Kanyakumari	28	7	Annapurna Finance, Asirvad, AU SFB, Avanti Finance, Belstar, BSS Sonata, BWDA Finance, CreditAccess, Equitas SFB, ESAF SFB, Federal Bank, Fusion, IIFL Samasta, Jana SFB, Keshava Prabha Microfin, L&T Finance, LaRaksha Trust, Magalir, Muthoot, NABFINS, NOCPL, Pragati Finserv, REPCO, Satin, Save Microfinance, Suryoday SFB, Svamaan, Svasti, Svatantra, UFin Financial, Ujjivan SFB, Valar, Vanchinad, Virutcham, Vivardhana

Name of State(s)/ UT(s)	Name of the District(s)	No. of MLIs present in the district	No. of Banks/ UCB/SFBs present in the district	Name of MLIs, Banks, UCB, and SFBs having microfinance operations in the district
Tamil Nadu (TN)	Karur	18	6	Annapurna Finance, Asirvad, Belstar, Blaze Trust, BWDC, CreditAccess, Equitas SFB, ESAF SFB, Federal Bank, Fusion, Karur Vysya Bank, L&T Finance, Muthoot, NABFINS, NDFS, PAFT Inclusive, Pragati Finserv, REPCO, Suryoday SFB, Svamaan, Svatantra, Swarnodhayam, Ujjivan SFB, Velicham
	Krishnagiri	26	6	Annapurna Finance, Asirvad, AU SFB, Avanti Finance, Bajaj Finance, Belstar, BSS Sonata, BWDA Finance, CreditAccess, Dvara KGFS, ESAF SFB, Federal Bank, Finsigma, Fusion, IIFL Samasta, Jana SFB, Karur Vysya Bank, L&T Finance, Magalir, Muthoot, NABFINS, NOCPL, Pragati Finserv, REPCO, Rors, Sanghamithra, Satya, Save Financial, Save Microfinance, SIF, Svatantra, Ujjivan SFB
	Madurai	34	9	Ajaaya, Annapurna Finance, Asirvad, AU SFB, Avanti Finance, Bandhan Bank, Belstar, BSS Sonata, CreditAccess, Dvara KGFS, Equitas SFB, ESAF SFB, Federal Bank, Finsigma, Fusion, IIFL Samasta, Jana SFB, Karur Vysya Bank, L&T Finance, Magalir, Muthoot, NABFINS, NOCPL, PAFT Inclusive, Pragati Finserv, REPCO, Sarvam, Sarvodaya Nano, Satin, Satya, Save Microfinance, Sree Annai Meenashi, Spandana, Suryoday SFB, Svamaan, Svatantra, Swarnodhayam, UFin Financial, Ujjivan SFB, Valar, Velicham, Virutcham, Vivardhana
	Mayiladu-thurai	22	4	Annapurna Finance, AU SFB, Avanti Finance, Belstar, BSS Sonata, BWDC, CreditAccess, Equitas SFB, ESAF SFB, Fusion, IIFL Samasta, Magalir, Muthoot, Opportunity Microfinance, PAFT Inclusive, Pragati Finserv, REPCO, Satin, Satya, Subiksham, Svamaan, UFin Financial, Ujjivan SFB, Velicham, Vivardhana, Vruksha
	Nagapat-tinam	25	5	Annapurna Finance, Asirvad, AU SFB, Avanti Finance, Belstar, BWDC, CreditAccess, Dvara KGFS, Equitas SFB, ESAF SFB, Federal Bank, Finsigma, Fusion, IIFL Samasta, L&T Finance, Muthoot, NABFINS, NOCPL, PAFT Inclusive, Pragati Finserv, REPCO, Satin, Subiksham, Suryoday SFB, Svamaan, Svatantra, Swarnodhayam, Valar, Velicham, VisionFund India
	Namakkal	30	7	Annapurna Finance, Arohan, Asirvad, Bajaj Finance, Bandhan Bank, Belstar, Blaze Trust, BSS Sonata, CreditAccess, Dvara KGFS, Equitas SFB, ESAF SFB, Federal Bank, Fusion, IIFL Samasta, Jana SFB, L&T Finance, Muthoot, NABFINS, NOCPL, PAFT Inclusive, Pahal, Pragati Finserv, REPCO, Satin, Satya, Share Microfin, SIF, Subiksham, Suryoday SFB, Svamaan, Svatantra, Swarnodhayam, UFin Financial, Ujjivan SFB, Velicham, Vruksha
	Nilgiris	15	4	Asirvad, Avanti Finance, Blaze Trust, BSS Sonata, CreditAccess, ESAF SFB, Federal Bank, Fusion, IIFL Samasta, Muthoot, NABFINS, NOCPL, REPCO, Sanghamithra, SIF, Suryoday SFB, Ujjivan SFB, Velicham, VisionFund India
	Perambalur	25	6	Annapurna Finance, AU SFB, Avanti Finance, Bajaj Finance, Bank of India, Belstar, BSS Sonata, BWDA Finance, Citta Plus, CreditAccess, Dvara KGFS, Equitas SFB, ESAF SFB, Federal Bank, Fusion, Jana SFB, L&T Finance, Muthoot, NABFINS, NDFS, NOCPL, Opportunity Microfinance, PAFT Inclusive, Pahal, Pragati Finserv, REPCO, Satya, Save Financial, Save Microfinance, Svatantra, VisionFund India
	Pudukkottai	36	6	Annapurna Finance, Asirvad, AU SFB, Avanti Finance, Bajaj Finance, Belstar, Blaze Trust, BSS Sonata, Citta Plus, CreditAccess, Dvara KGFS, Equitas SFB, ESAF SFB, Federal Bank, Finsigma, Fusion, IIFL Samasta, Karur Vysya Bank, L&T Finance, Magalir, Muthoot, NABFINS, NOCPL, PAFT Inclusive, Pragati Finserv, REPCO, Sarvam, Sarvodaya Nano, Satin, Satya, Save Financial, Save Microfinance, Subiksham, Suryoday SFB, Svamaan, Svasti, Svatantra, Swarnodhayam, Valar, Vivardhana, VisionFund India, WOMAN
	Ra-manathapu-ram	29	4	Ajaaya, Annapurna Finance, Asirvad, Avanti Finance, Belstar, BSS Sonata, Citta Plus, CreditAccess, Dvara KGFS, ESAF SFB, Federal Bank, Finsigma, Fusion, IIFL Samasta, Karur Vysya Bank, L&T Finance, LaRaksha Impact, Magalir, Muthoot, NABFINS, PAFT Inclusive, Pragati Finserv, REPCO, Satin, Satya, Spandana, Sree Annai Meenashi, Suryoday SFB, Svamaan, Svasti, Svatantra, Valar, Vivardhana
	Ranipet	18	6	AU SFB, Avanti Finance, Bandhan Bank, Belstar, BWDA Finance, CreditAccess, Equitas SFB, ESAF SFB, Finsigma, Fusion, Jana SFB, L&T Finance, Magalir, Muthoot, NOCPL, REPCO, Satin, Save Financial, Save Microfinance, Spandana, Svasti, UFin Financial, Ujjivan SFB, Virutcham

Name of State(s)/ UT(s)	Name of the District(s)	No. of MLIs present in the district	No. of Banks/ UCB/SFBs present in the district	Name of MLIs, Banks, UCB, and SFBs having microfinance operations in the district
Tamil Nadu (TN)	Salem	38	8	Annapurna Finance, Arohan, Asirvad, Avanti Finance, Avanti Microfinance, Bajaj Finance, Bandhan Bank, Belstar, BSS Sonata, BWDA Finance, CreditAccess, Dvara KGFS, Equitas SFB, ESAF SFB, Federal Bank, Finsigma, Fusion, IIFL Samasta, Jana SFB, Karur Vysya Bank, L&T Finance, Muthoot, NABFINS, NOCPL, PAFT Finance, PAFT Inclusive, Pahal, Pragati Finserv, REPCO, Rors, Sai Mithra, Sanghamithra, Satya, Sarvodaya Nano, Save Financial, Save Microfinance, SIF, Spandana, Suryoday SFB, Svamaan, Svatantra, Swarnodhayam, UFin Financial, Ujjivan SFB, Velicham, Vivardhana
	Sivaganga	29	8	Annapurna Finance, Asirvad, AU SFB, Avanti Finance, Belstar, Blaze Trust, BSS Sonata, Citta Plus, CreditAccess, Dvara KGFS, Equitas SFB, ESAF SFB, Federal Bank, Finsigma, Fusion, IIFL Samasta, Jana SFB, Karur Vysya Bank, L&T Finance, Magalir, Muthoot, NABFINS, PAFT Inclusive, Pragati Finserv, REPCO, Sarvam, Sarvodaya Nano, Satin, Satya, Spandana, Suryoday SFB, Svamaan, Svasti, Svatantra, Ujjivan SFB, Valar, Vivardhana
	Tenkasi	23	4	Annapurna Finance, AU SFB, Avanti Finance, Belstar, BWDA Finance, CreditAccess, Equitas SFB, ESAF SFB, Fusion, IIFL Samasta, Keshava Prabha Microfin, L&T Finance, Magalir, Muthoot, NABFINS, NOCPL, Pragati Finserv, REPCO, Satya, Save Microfinance, Sree Annai Meenashi, Svamaan, Svatantra, UFin Financial, Ujjivan SFB, Valar, Vivardhana
	Thanjavur	38	8	Annapurna Finance, Asirvad, AU SFB, Avanti Finance, Bajaj Finance, Bandhan Bank, Belstar, BSS Sonata, BWDC, Citta Plus, CreditAccess, Dvara KGFS, Equitas SFB, ESAF SFB, Federal Bank, Finsigma, Fusion, IIFL Samasta, Jana SFB, L&T Finance, Magalir, Muthoot, NABFINS, NOCPL, PAFT Finance, PAFT Inclusive, Pragati Finserv, REPCO, Satin, Satya, Save Financial, Save Microfinance, Spandana, Subiksham, Subiksham Grameen, Sugmya, Suryoday SFB, Svamaan, Svasti, Svatantra, Swarnodhayam, Ujjivan SFB, Valar, Velicham, Vivardhana, Vruksha
	Theni	25	6	Ajaaya, Annapurna Finance, Asirvad, AU SFB, Avanti Finance, Belstar, BSS Sonata, BWDA Finance, CreditAccess, Equitas SFB, ESAF SFB, Federal Bank, Finsigma, Fusion, IIFL Samasta, Jana SFB, L&T Finance, Magalir, NABFINS, NOCPL, Pragati Finserv, REPCO, Satin, Save Financial, Save Microfinance, Sree Annai Meenashi, Svamaan, Ujjivan SFB, Velicham, Vivardhana, Wesghats
	Thoothukudi	28	6	Ajaaya, Annapurna Finance, Asirvad, AU SFB, Avanti Finance, Belstar, BSS Sonata, BWDA Finance, CreditAccess, Equitas SFB, ESAF SFB, Federal Bank, Fusion, IIFL Samasta, Keshava Prabha Microfin, L&T Finance, Magalir, Muthoot, NABFINS, NOCPL, Pragati Finserv, REPCO, Sarvodaya Nano, Satin, Satya, Save Microfinance, Sree Annai Meenashi, Suryoday SFB, Svamaan, Svatantra, UFin Financial, Ujjivan SFB, Virutcham, Vivardhana
	Tiruchirap-palli	42	8	Annapurna Finance, Arohan, Asirvad, AU SFB, Avanti Finance, Bajaj Finance, Bandhan Bank, Belstar, Blaze Trust, BSS Sonata, BWDC, Citta Plus, CreditAccess, DAWN Trust, Dvara KGFS, Equitas SFB, ESAF SFB, Federal Bank, Finsigma, Fusion, IIFL Samasta, Jana SFB, L&T Finance, LaRaksha Impact, Magalir, Muthoot, NABFINS, NDFS, NOCPL, Opportunity Microfinance, PAFT Inclusive, Pragati Finserv, REPCO, Sarvodaya Nano, Satin, Satya, Save Financial, Save Microfinance, Spandana, Subiksham Grameen, Suryoday SFB, Svamaan, Svatantra, Swarnodhayam, UFin Financial, Ujjivan SFB, Velicham, VisionFund India, Vruksha, WOMAN
	Tirunelveli	29	7	Ajaaya, Annapurna Finance, Asirvad, AU SFB, Avanti Finance, Belstar, BSS Sonata, BWDA Finance, CreditAccess, Equitas SFB, ESAF SFB, Federal Bank, Fusion, IIFL Samasta, Jana SFB, Keshava Prabha Microfin, L&T Finance, LaRaksha Impact, Magalir, Muthoot, NABFINS, NOCPL, REPCO, Satin, Satya, Save Microfinance, Sree Annai Meenashi, Suryoday SFB, Svamaan, Svatantra, UFin Financial, Ujjivan SFB, Valar, Vanchinad, Virutcham, Vivardhana
	Tirupathur	18	6	Annapurna Finance, AU SFB, Bandhan Bank, Belstar, CreditAccess, Equitas SFB, ESAF SFB, Finsigma, IIFL Samasta, Karur Vysya Bank, L&T Finance, Magalir, Muthoot, NABFINS, NOCPL, Pahal, REPCO, Rors, Satya, Save Financial, Save Microfinance, Svasti, UFin Financial, Ujjivan SFB

Name of State(s)/ UT(s)	Name of the District(s)	No. of MLIs present in the district	No. of Banks/ UCB/SFBs present in the district	Name of MLIs, Banks, UCB, and SFBs having microfinance operations in the district
Tamil Nadu (TN)	Tiruppur	32	7	Annapurna Finance, Asirvad, AU SFB, Avanti Finance, Belstar, Blaze Trust, BSS Sonata, Citta Plus, CreditAccess, Equitas SFB, ESAF SFB, Federal Bank, Fusion, IIFL Samasta, Jana SFB, L&T Finance, Muthoot, NABFINS, NOCPL, Pragati Finserv, REPCO, Sanghamithra, Sarvam, Sarvodaya Nano, Satin, Save Microfinance, SICL, SIF, Sree Annai Meenashi, Spandana, Subiksham, Subiksham Grameen, Suryoday SFB, Svamaan, Svatantra, Ujjivan SFB, Vanchinad, Velicham, Vruksha
	Tiruvallur	29	7	Ajaaya, Annapurna Finance, Arohan, Asirvad, AU SFB, Bandhan Bank, Belstar, BWDA Finance, CreditAccess, Dvara KGFS, Equitas SFB, ESAF SFB, Federal Bank, Finsigma, Fusion, Jana SFB, L&T Finance, Magalir, Muthoot, NABFINS, NOCPL, PAFT Finance, PAFT Inclusive, Pahal, Pragati Finserv, RASS, REPCO, Sarvodaya Nano, Satin, Satya, Spandana, Svasti, Svatantra, UFin Financial, Ujjivan SFB, Virutcham
	Tiruvan-namalai	35	9	Annapurna Finance, Arohan, Asirvad, AU SFB, Avanti Finance, Bajaj Finance, Belstar, BSS Sonata, BWDA Finance, CreditAccess, Dvara KGFS, Equitas SFB, ESAF SFB, Federal Bank, Finsigma, Fusion, IIFL Samasta, Jana SFB, Karur Vysya Bank, L&T Finance, Magalir, Muthoot, NABFINS, NOCPL, PAFT Finance, PAFT Inclusive, Pahal, Pragati Finserv, REPCO, Sarvodaya Nano, Satin, Satya, Save Financial, Save Microfinance, SIF, Sugmya, Suryoday SFB, Svasti, Svatantra, Swarnodhayam, UFin Financial, Ujjivan SFB, Unity SFB, Velicham
	Tiruvarur	35	6	Annapurna Finance, Asirvad, AU SFB, Avanti Finance, Belstar, BSS Sonata, BWDC, CreditAccess, Dvara KGFS, Equitas SFB, ESAF SFB, Federal Bank, Finsigma, Fusion, IIFL Samasta, L&T Finance, LaRaksha Impact, Magalir, Muthoot, NABFINS, NOCPL, Opportunity Microfinance, PAFT Inclusive, Pragati Finserv, REPCO, Satin, Satya, Save Financial, Save Microfinance, Subiksham, Suryoday SFB, Svamaan, Svasti, Svatantra, Swarnodhayam, Ujjivan SFB, Valar, Velicham, VisionFund India, Vivardhana, Vruksha
	Vellore	29	8	Annapurna Finance, Arohan, Asirvad, AU SFB, Avanti Finance, Bandhan Bank, Belstar, BSS Sonata, BWDA Finance, CreditAccess, Equitas SFB, ESAF SFB, Federal Bank, Finsigma, Fusion, IIFL Samasta, Karur Vysya Bank, L&T Finance, Magalir, Muthoot, NABFINS, NOCPL, Pahal, REPCO, Rors, Sarvodaya Nano, Satin, Satya, Save Financial, Save Microfinance, Spandana, Suryoday SFB, Svasti, UFin Financial, Ujjivan SFB, Virutcham, Vivardhana
	Villupuram	34	9	Annapurna Finance, Arohan, Asirvad, AU SFB, Avanti Finance, Bandhan Bank, Bank of India, Belstar, BSS Sonata, BWDA Finance, Citta Plus, CreditAccess, Equitas SFB, ESAF SFB, Federal Bank, Finsigma, Fusion, IIFL Samasta, Jana SFB, L&T Finance, Magalir, Muthoot, NABFINS, NOCPL, Opportunity Microfinance, PAFT Inclusive, Pahal, Pragati Finserv, REPCO, Sarvodaya Nano, Satin, Satya, Save Financial, Save Microfinance, Share Microfin, Spandana, Suryoday SFB, Svamaan, Svasti, Svatantra, UFin Financial, Ujjivan SFB, Vivardhana
	Virudhun-agar	31	8	Annapurna Finance, Asirvad, AU SFB, Avanti Finance, Belstar, BSS Sonata, BWDA Finance, CreditAccess, Dvara KGFS, Equitas SFB, ESAF SFB, Federal Bank, Fusion, IIFL Samasta, Jana SFB, Keshava Prabha Microfin, Karur Vysya Bank, L&T Finance, LaRaksha Impact, Magalir, Muthoot, NABFINS, NOCPL, Pragati Finserv, REPCO, Sarvodaya Nano, Satin, Satya, Spandana, Sree Annai Meenashi, Suryoday SFB, Svamaan, Svatantra, UFin Financial, Ujjivan SFB, Valar, Virutcham, VisionFund India, Vivardhana
Telangana (TG)	Adilabad	14	4	Annapurna Finance, Bandhan Bank, CreditAccess, Federal Bank, Fusion, IIFL Samasta, Karur Vysya Bank, L&T Finance, Namra, NOCPL, Pahal, Satin, SIF, Sindhuja, Spandana, Svamaan, Svatantra, Utkarsh SFB
	Bhadradri Kothagudem	10	4	Annapurna Finance, AU SFB, Bajaj Finance, Bandhan Bank, Belstar, Federal Bank, Fusion, IIFL Samasta, Karur Vysya Bank, L&T Finance, Muthoot, NOCPL, Satin, SIF
	Hanumakon-da (formerly known as Warangal Urban)	9	2	Annapurna Finance, AU SFB, Bajaj Finance, Bandhan Bank, Fusion, IIFL Samasta, Muthoot, NOCPL, Pahal, Sindhuja, Svamaan
	Hyderabad	4	5	Annapurna Finance, AU SFB, Avanti Finance, Bandhan Bank, Belstar, Federal Bank, Jana SFB, Spandana, Utkarsh SFB
	Jagtial	10	5	Annapurna Finance, AU SFB, Bandhan Bank, CreditAccess, ESAF SFB, Federal Bank, Fusion, Karur Vysya Bank, L&T Finance, NOCPL, Pahal, Satin, Satya, SIF, Svamaan

Name of State(s)/ UT(s)	Name of the District(s)	No. of MLIs present in the district	No. of Banks/ UCB/SFBs present in the district	Name of MLIs, Banks, UCB, and SFBs having microfinance operations in the district
Telangana (TG)	Jangaon	8	3	AU SFB, Avanti Finance, Bandhan Bank, CreditAccess, ESAF SFB, Fusion, IIFL Samasta, NOCPL, Satin, Spandana, Svamaan
	Jayashankar Bhupalapally	9	3	Annapurna Finance, AU SFB, Bajaj Finance, Bandhan Bank, CreditAccess, Fusion, Karur Vysya Bank, L&T Finance, Muthoot, Satin, Sindhuja, Svamaan
	Jogulamba Gadwal	11	4	Annapurna Finance, AU SFB, Bandhan Bank, Belstar, BSS Sonata, CreditAccess, ESAF SFB, Federal Bank, Fusion, IDF, L&T Finance, Navachetana Livelihoods, NOCPL, Spandana, Svamaan
	Kamareddy	8	5	Annapurna Finance, Asirvad, AU SFB, Bandhan Bank, Belstar, Federal Bank, IIFL Samasta, Karur Vysya Bank, NOCPL, Satin, Sindhuja, Svamaan, Utkarsh SFB
	Karimnagar	18	4	Annapurna Finance, Asirvad, AU SFB, Avanti Finance, Bajaj Finance, Bandhan Bank, CreditAccess, Federal Bank, Fusion, IIFL Samasta, L&T Finance, Muthoot, Namra, NOCPL, Satin, Satya, Sindhuja, Spandana, Svamaan, Svatantra, Utkarsh SFB, Velicham
	Khammam	12	6	Annapurna Finance, AU SFB, Bajaj Finance, Bandhan Bank, Belstar, ESAF SFB, Federal Bank, Fusion, IIFL Samasta, Karur Vysya Bank, L&T Finance, Muthoot, NOCPL, Satin, Satya, Spandana, Svamaan, Utkarsh SFB
	Kumuram Bheem Asifabad	7	3	Bandhan Bank, CreditAccess, Federal Bank, Fusion, Karur Vysya Bank, L&T Finance, NOCPL, SIF, Sindhuja, Svamaan
	Mahabuba-bad	10	4	Annapurna Finance, AU SFB, Bajaj Finance, Bandhan Bank, Federal Bank, Fusion, IIFL Samasta, Karur Vysya Bank, L&T Finance, Muthoot, NOCPL, Satin, SIF, Sindhuja
	Mahbubna-gar	11	4	Annapurna Finance, Asirvad, AU SFB, Bandhan Bank, Belstar, BSS Sonata, ESAF SFB, Federal Bank, IIFL Samasta, L&T Finance, Navachetana Livelihoods, NOCPL, SIF, Spandana, Svatantra
	Mancherial	12	4	Annapurna Finance, Bandhan Bank, CreditAccess, Federal Bank, Fusion, IIFL Samasta, Karur Vysya Bank, L&T Finance, NOCPL, Pahal, Satin, SIF, Sindhuja, Spandana, Svamaan, Utkarsh SFB
	Medak	10	4	Annapurna Finance, Asirvad, AU SFB, Avanti Finance, Bandhan Bank, Federal Bank, Fusion, IIFL Samasta, Muthoot, Satin, Sindhuja, Spandana, Svatantra, Utkarsh SFB
	Medchal Malkajgiri	3	2	Bandhan Bank, Belstar, Federal Bank, IIFL Samasta, NOCPL
	Mulugu	3	1	L&T Finance, Satin, Sindhuja, Utkarsh SFB
	Nagarkur-nool	4	3	Annapurna Finance, AU SFB, Bandhan Bank, BSS Sonata, Federal Bank, SIF, Svamaan
	Nalgonda	12	5	Annapurna Finance, AU SFB, Bajaj Finance, Bandhan Bank, Belstar, CreditAccess, ESAF SFB, Federal Bank, Fusion, IIFL Samasta, Karur Vysya Bank, L&T Finance, Muthoot, NOCPL, SIF, Spandana, Svamaan
	Narayanpet	7	5	Annapurna Finance, Asirvad, AU SFB, Bandhan Bank, BSS Sonata, CreditAccess, ESAF SFB, Federal Bank, L&T Finance, NOCPL, SIF, Utkarsh SFB
	Nirmal	10	4	Annapurna Finance, Bandhan Bank, CreditAccess, Federal Bank, Fusion, IIFL Samasta, Karur Vysya Bank, L&T Finance, NOCPL, SIF, Sindhuja, Spandana, Svamaan, Utkarsh SFB
	Nizamabad	11	5	Annapurna Finance, Asirvad, AU SFB, Bandhan Bank, Belstar, CreditAccess, Federal Bank, IIFL Samasta, Karur Vysya Bank, NOCPL, Satin, Sindhuja, Spandana, Svamaan, Svatantra, Utkarsh SFB
	Peddapalli	14	4	Annapurna Finance, AU SFB, Bajaj Finance, Bandhan Bank, CreditAccess, Federal Bank, Fusion, IIFL Samasta, L&T Finance, NOCPL, Pahal, Satin, Satya, Sindhuja, Spandana, Svamaan, Utkarsh SFB, Velicham
	Rajanna Sircilla	5	3	Annapurna Finance, AU SFB, Bandhan Bank, Belstar, Federal Bank, Fusion, IIFL Samasta, Velicham
	Ranga Reddy	10	3	Annapurna Finance, Asirvad, AU SFB, Bandhan Bank, Belstar, BSS Sonata, Fusion, Muthoot, NOCPL, Spandana, Svamaan, Svatantra, Utkarsh SFB
	Sangareddy	11	5	Annapurna Finance, AU SFB, Bandhan Bank, Belstar, BSS Sonata, CreditAccess, ESAF SFB, Federal Bank, Fusion, IIFL Samasta, Navachetana Livelihoods, NOCPL, Pahal, Sindhuja, Spandana, Unity SFB

Name of State(s)/ UT(s)	Name of the District(s)	No. of MLIs present in the district	No. of Banks/ UCB/SFBs present in the district	Name of MLIs, Banks, UCB, and SFBs having microfinance operations in the district
Telangana (TG)	Siddipet	11	3	Annapurna Finance, AU SFB, Avanti Finance, Bandhan Bank, Belstar, Federal Bank, Fusion, IIFL Samasta, L&T Finance, Muthoot, NOCPL, Satin, Satya, Svamaan
	Suryapet	11	4	Annapurna Finance, AU SFB, Bajaj Finance, Bandhan Bank, ESAF SFB, Federal Bank, Fusion, IIFL Samasta, L&T Finance, Muthoot, NOCPL, Satin, Satya, SIF, Spandana
	Vikarabad	12	4	Anik, Annapurna Finance, AU SFB, Bandhan Bank, Belstar, BSS Sonata, CreditAccess, ESAF SFB, Federal Bank, Fusion, L&T Finance, Navachetana Livelihoods, NOCPL, Pahal, SIF, Sindhuja
	Wanaparthy	9	3	Annapurna Finance, Asirvad, AU SFB, Bandhan Bank, Belstar, BSS Sonata, CreditAccess, Federal Bank, Fusion, IIFL Samasta, L&T Finance, NOCPL
	Warangal (formerly known as Warangal Rural)	17	5	Annapurna Finance, AU SFB, Bajaj Finance, Bandhan Bank, CreditAccess, Federal Bank, Fusion, IIFL Samasta, Karur Vysya Bank, L&T Finance, Muthoot, Namra, NOCPL, Pahal, Satin, Satya, SIF, Sindhuja, Spandana, Svamaan, Svatantra, Utkarsh SFB
	Yadadri Bhuvanagiri	5	2	AU SFB, Bandhan Bank, Belstar, Fusion, IIFL Samasta, Muthoot, Satya
Tripura (TR)	Dhalai	9	2	Annapurna Finance, Arohan, ASA International India, Asirvad, Bandhan Bank, ESAF SFB, Satin, Svatantra, Vector, Vedika, VFS Capital
	Gomati	13	3	Annapurna Finance, Arohan, Asirvad, Avanti Finance, Bandhan Bank, Belstar, ESAF SFB, IIFL Samasta, Janakalyan, NABFINS, Satin, Satya, Ujjivan SFB, Vector, Vedika, VFS Capital
	Khowai	7	2	Annapurna Finance, Asirvad, Bandhan Bank, Belstar, IIFL Samasta, Satin, Ujjivan SFB, Vedika, VFS Capital
	North Tripura	15	3	Annapurna Finance, Arohan, ASA International India, Asirvad, Avanti Finance, Bandhan Bank, ESAF SFB, IIFL Samasta, Janakalyan, NABFINS, Satin, Satya, Svatantra, Ujjivan SFB, UNACCO, Vector, Vedika, VFS Capital
	Sepahijala	10	2	Annapurna Finance, Arohan, Asirvad, Bandhan Bank, IIFL Samasta, NABFINS, Satin, Satya, Ujjivan SFB, Vector, Vedika, VFS Capital
	South Tripura	13	2	Annapurna Finance, Arohan, ASA International India, Asirvad, Avanti Finance, Bandhan Bank, ESAF SFB, IIFL Samasta, NABFINS, Satin, Satya, Svatantra, Vector, Vedika, VFS Capital
	Unakoti	11	3	Annapurna Finance, Arohan, ASA International India, Avanti Finance, Bandhan Bank, ESAF SFB, Janakalyan, NABFINS, Satin, Ujjivan SFB, UNACCO, Vector, Vedika, VFS Capital
	West Tripura	16	4	Annapurna Finance, Arohan, ASA International India, Asirvad, Avanti Finance, Bandhan Bank, Belstar, ESAF SFB, IIFL Samasta, Jana SFB, Janakalyan, NABFINS, Satin, Satya, Svatantra, Ujjivan SFB, UNACCO, Vector, Vedika, VFS Capital
Uttar Pradesh (UP)	Agra	37	6	Annapurna Finance, Arohan, Asirvad, AU SFB, Avanti Finance, Avanti Microfinance, Bajaj Finance, Bandhan Bank, Belstar, BSS Sonata, CreditAccess, DJT Microfinance, Federal Bank, Fusion, Humana, IIFL Samasta, Jana SFB, L&T Finance, Light, Midland, Mitrata, Muthoot, Namra, NOCPL, Pahal, Pragati Finserv, Prayas, Samvedna, Satin, Satya, Share Microfin, Shikhar Urban, Sindhuja, Spandana, Srifin, Sugmya, Svamaan, Svasti, Svatantra, Swabhimaan, Swastik Finance, Ujjivan SFB, Utkarsh SFB
	Aligarh	36	6	Annapurna Finance, Arohan, Asirvad, Bajaj Finance, Bandhan Bank, Belstar, BSS Sonata, CreditAccess, Digamber, DJT Microfinance, Federal Bank, Fusion, Humana, IIFL Samasta, Jana SFB, L&T Finance, Light, Midland, Mitrata, Muthoot, Namra, NOCPL, Pahal, Pragati Finserv, Prayas, Samvedna, Satin, Satya, Share Microfin, Shikhar Urban, Sindhuja, Spandana, Srifin, Sugmya, Svasti, Svatantra, Swabhimaan, Swastik Finance, Ujjivan SFB, Unity SFB, Utkarsh SFB, VFS Capital
	Ambedkar Nagar	26	8	Arohan, AU SFB, Bajaj Finance, Bandhan Bank, Belstar, BSS Sonata, Cashpor, CreditAccess, ESAF SFB, Federal Bank, Fusion, ICICI Bank, IIFL Samasta, Kamal Fincap, L&T Finance, Midland, Muthoot, NOCPL, Pahal, Pragati Finserv, Samavesh, Satin, Satya, Save Microfinance, SIF, Suryoday SFB, Svamaan, Svasti, Svatantra, Swabhimaan, Swastik Finance, Ujjivan SFB, Utkarsh SFB, VFS Capital
	Amethi	11	3	Annapurna Finance, AU SFB, Bandhan Bank, BSS Sonata, Cashpor, Digamber, Federal Bank, IIFL Samasta, L&T Finance, Pratyancha, Satin, Satya, SIF, Spandana

Name of State(s)/ UT(s)	Name of the District(s)	No. of MLIs present in the district	No. of Banks/ UCB/SFBs present in the district	Name of MLIs, Banks, UCB, and SFBs having microfinance operations in the district
Uttar Pradesh (UP)	Amroha (formerly known as Jyotiba Phule Nagar)	31	5	Annapurna Finance, Arohan, Asirvad, AU SFB, Bajaj Finance, Bandhan Bank, Belstar, BSS Sonata, CreditAccess, Digamber, DIMC, DJT Microfinance, ESAF SFB, Federal Bank, Fusion, IIFL Samasta, L&T Finance, Light, Midland, Muthoot, Namra, NOCPL, P.A. Securities, Pahal, Pragati Finserv, Prayas, Samavesh, Samvedna, Satin, Satya, Srifin, Sugmya, Svatantra, Swabhimaan, Utkarsh SFB, Zylo Micro Care
	Auraiya	7	2	Asirvad, Avanti Finance, Bandhan Bank, Federal Bank, Fusion, L&T Finance, Midland, Pahal, Samvedna
	Ayodhya (formerly known as Faizabad)	30	6	Annapurna Finance, Arohan, Asirvad, AU SFB, Avanti Finance, Bajaj Finance, Bandhan Bank, Belstar, BSS Sonata, Cashpor, CDOT, CreditAccess, Digamber, Dvara KGFS, ESAF SFB, Federal Bank, Fusion, IIFL Samasta, Jana SFB, Kamal Fincap, L&T Finance, Midland, Muthoot, Namra, Pahal, Pratyancha, Satin, Satya, Save Microfinance, SIF, Srifin, Svamaan, Svasti, Svatantra, Utkarsh SFB, Vedika
	Azamgarh	33	7	Annapurna Finance, Arohan, Asirvad, AU SFB, Bajaj Finance, Bandhan Bank, BSS Sonata, Cashpor, CreditAccess, Dvara KGFS, ESAF SFB, Federal Bank, Fusion, Humana, ICICI Bank, IIFL Samasta, Kamal Fincap, L&T Finance, Midland, Muthoot, NABFINS, Namra, NOCPL, Pahal, Pragati Finserv, Pratyancha, Prayas, Satin, Satya, Save Microfinance, SIF, Sindhuja, Spandana, Sugmya, Suryoday SFB, Svasti, Svatantra, Swabhimaan, Utkarsh SFB, Zylo Micro Care
	Baghpat	16	2	Arohan, Asirvad, Avanti Finance, Bajaj Finance, Bandhan Bank, Digamber, DIMC, Fusion, Muthoot, NOCPL, Satin, Satya, Shikhar Urban, Spandana, Srifin, Swabhimaan, Ujjivan SFB, VFS Capital
	Bahraich	24	4	Annapurna Finance, Arohan, Asirvad, AU SFB, Avanti Finance, Avanti Microfinance, Bajaj Finance, Bandhan Bank, Belstar, Cashpor, CreditAccess, ESAF SFB, Federal Bank, Fusion, IIFL Samasta, Kamal Fincap, L&T Finance, Midland, Muthoot, Namra, P.A. Securities, Pahal, Samavesh, SIF, Spandana, Srifin, Svamaan, Svatantra
	Ballia	22	6	Annapurna Finance, Arohan, Asirvad, AU SFB, Avanti Finance, Bandhan Bank, BSS Sonata, Cashpor, CreditAccess, Dvara KGFS, ESAF SFB, Fusion, ICICI Bank, IIFL Samasta, Kamal Fincap, L&T Finance, Midland, Muthoot, NABFINS, Namra, Pahal, Satin, Satya, Spandana, Suryoday SFB, Svasti, Svatantra, Utkarsh SFB
	Balrampur	14	2	Annapurna Finance, Avanti Finance, Avanti Microfinance, Bajaj Finance, Bandhan Bank, Belstar, BSS Sonata, Cashpor, Federal Bank, Fusion, IIFL Samasta, L&T Finance, Midland, SIF, Srifin, Svatantra
	Banda	15	2	Arohan, Asirvad, Avanti Finance, Bandhan Bank, BSS Sonata, Cashpor, CreditAccess, Federal Bank, Fusion, IIFL Samasta, Kamal Fincap, Midland, Pahal, SIF, Srifin, Svamaan, Svatantra
	Barabanki	13	4	Arohan, Asirvad, AU SFB, Bandhan Bank, Belstar, BSS Sonata, CDOT, ESAF SFB, Fusion, IIFL Samasta, Mitrata, NEED, Pahal, Pratyancha, Sindhuja, Ujjivan SFB, Vedika
	Bareilly	30	5	ACFL, Annapurna Finance, Asirvad, Avanti Finance, Bajaj Finance, Bandhan Bank, Belstar, BSS Sonata, CreditAccess, Digamber, DIMC, Federal Bank, Fusion, Humana, IIFL Samasta, Jana SFB, L&T Finance, Midland, Muthoot, NOCPL, Pragati Finserv, Prayas, Samvedna, Satin, Satya, Shikhar Urban, Spandana, Srifin, Sugmya, Svasti, Svatantra, Swabhimaan, Swastik Finance, Ujjivan SFB, Utkarsh SFB
	Basti	32	7	Annapurna Finance, Arohan, Asirvad, AU SFB, Avanti Finance, Bajaj Finance, Bandhan Bank, Belstar, BSS Sonata, Cashpor, CDOT, CreditAccess, Dvara KGFS, ESAF SFB, Federal Bank, Fusion, IIFL Samasta, Kamal Fincap, L&T Finance, Midland, Muthoot, Namra, NOCPL, Pragati Finserv, Pratyancha, Prayas, Samavesh, Satin, Satya, Save Microfinance, SIF, Sindhuja, Spandana, Suryoday SFB, Svamaan, Svatantra, Swabhimaan, Ujjivan SFB, Utkarsh SFB
	Bhadohi	24	6	Annapurna Finance, Arohan, AU SFB, Avanti Finance, Bandhan Bank, Belstar, BSS Sonata, Cashpor, CreditAccess, Digamber, ESAF SFB, Federal Bank, Fusion, ICICI Bank, IIFL Samasta, Kamal Fincap, L&T Finance, NABFINS, NOCPL, Pahal, Pratyancha, Prayas, Samvedna, Satin, Satya, Save Microfinance, Spandana, Srifin, Svatantra, Utkarsh SFB
	Bijnor	34	7	Annapurna Finance, Arohan, Asirvad, AU SFB, Avanti Finance, Bajaj Finance, Bandhan Bank, Belstar, BSS Sonata, Digamber, DIMC, DJT Microfinance, Dvara KGFS, ESAF SFB, Federal Bank, Fusion, IIFL Samasta, L&T Finance, Light, Magenta, Midland, Muthoot, Namra, NOCPL, Pahal, Pragati Finserv, Prayas, Radhya Microfinance, Samavesh, Satin, Satya, Shikhar Urban, Spandana, Srifin, Sugmya, Svatantra, Swabhimaan, Swastik Finance, Ujjivan SFB, Unity SFB, Utkarsh SFB

Name of State(s)/ UT(s)	Name of the District(s)	No. of MLIs present in the district	No. of Banks/ UCB/SFBs present in the district	Name of MLIs, Banks, UCB, and SFBs having microfinance operations in the district
Uttar Pradesh (UP)	Budaun	29	3	Annapurna Finance, Arohan, Asirvad, Bajaj Finance, Bandhan Bank, Belstar, BSS Sonata, CreditAccess, DJT Microfinance, Federal Bank, Fusion, IIFL Samasta, L&T Finance, Midland, Muthoot, Namra, NOCPL, Pragati Finserv, Prayas, Radhya Microfinance, Samvedna, Satin, Satya, Shikhar Urban, Sindhuja, Spandana, Srifin, Sugmya, Svasti, Svatantra, Swabhimaan, Utkarsh SFB
	Bulandshahr	36	6	Annapurna Finance, Arohan, Asirvad, AU SFB, Bajaj Finance, Bandhan Bank, Belstar, BSS Sonata, CreditAccess, Digamber, DIMC, DJT Microfinance, ESAF SFB, FCSL, Fusion, Humana, IIFL Samasta, Jana SFB, L&T Finance, Light, Midland, Mitrata, Muthoot, Namra, NOCPL, Pahal, Pragati Finserv, Prayas, Samvedna, Satin, Satya, Save Microfinance, Sindhuja, Spandana, Srifin, Sugmya, Svamaan, Svatantra, Swabhimaan, Swastik Finance, Ujjivan SFB, Utkarsh SFB
	Chandauli	24	7	Annapurna Finance, Asirvad, AU SFB, Bandhan Bank, BSS Sonata, Cashpor, CreditAccess, Dvara KGFS, FCSL, Federal Bank, Fusion, ICICI Bank, Kamal Fincap, L&T Finance, NABFINS, NEED, Prayas, Prayatna, Real Smart Microfinance, Samavesh, Samvedna, Satin, Satya, Save Microfinance, Spandana, Suryoday SFB, Svasti, Svatantra, Ujjivan SFB, Utkarsh SFB, Vedika
	Chitrakoot	14	3	Arohan, Asirvad, Bandhan Bank, BSS Sonata, Cashpor, CreditAccess, Federal Bank, Fusion, IIFL Samasta, Midland, Muthoot, NOCPL, Satin, Srifin, Svamaan, Svatantra, Utkarsh SFB
	Deoria	31	9	Annapurna Finance, Arohan, Asirvad, AU SFB, Avanti Finance, Bajaj Finance, Bandhan Bank, Belstar, BSS Sonata, Cashpor, CreditAccess, Dvara KGFS, ESAF SFB, Federal Bank, Fusion, ICICI Bank, IIFL Samasta, Jana SFB, Kamal Fincap, L&T Finance, Midland, Muthoot, NOCPL, Pahal, Satin, Satya, Save Microfinance, SIF, Sindhuja, Spandana, Sugmya, Suryoday SFB, Svamaan, Svasti, Svatantra, Swabhimaan, Swastik Finance, Ujjivan SFB, Utkarsh SFB, VFS Capital
	Etah	18	2	Annapurna Finance, Arohan, Bajaj Finance, Bandhan Bank, BSS Sonata, Federal Bank, Fusion, IIFL Samasta, Light, Midland, Muthoot, Namra, Pahal, Satin, Satya, Shikhar Urban, Sindhuja, Srifin, Svamaan, Svatantra
	Etawah	4	1	Bandhan Bank, Fusion, Midland, Samvedna, Svatantra
	Farrukhabad	7	1	Asirvad, Bandhan Bank, CreditAccess, Fusion, IIFL Samasta, L&T Finance, Midland, Svasti
	Fatehpur	12	3	Arohan, Bandhan Bank, BSS Sonata, Cashpor, CreditAccess, Federal Bank, Fusion, IIFL Samasta, L&T Finance, NOCPL, Pahal, Satin, Shikhar Urban, Spandana, Utkarsh SFB
	Firozabad	29	4	Annapurna Finance, Arohan, Asirvad, Bajaj Finance, Bandhan Bank, BSS Sonata, CreditAccess, Digamber, DJT Microfinance, Federal Bank, Fusion, IIFL Samasta, L&T Finance, Light, Midland, Muthoot, NOCPL, Prayas, Samvedna, Satin, Satya, Shikhar Urban, Sindhuja, Spandana, Srifin, Sugmya, Svamaan, Svasti, Svatantra, Swabhimaan, Swastik Finance, Ujjivan SFB, Unity SFB
	Gautam Buddha Nagar	8	2	Asirvad, Avanti Finance, Bandhan Bank, DJT Microfinance, Fusion, Jana SFB, L&T Finance, Satin, Satya, Sugmya
	Ghaziabad	25	7	Annapurna Finance, Arohan, Asirvad, Avanti Finance, AU SFB, Bandhan Bank, Belstar, BSS Sonata, Digamber, DIMC, DJT Microfinance, Federal Bank, Fusion, ICICI Bank, IIFL Samasta, Jana SFB, Midland, Muthoot, Namra, NOCPL, P.A. Securities, Pahal, Satin, Satya, Shikhar Urban, Sindhuja, Spandana, Sugmya, Svatantra, Swastik Finance, Ujjivan SFB, Utkarsh SFB
	Ghazipur	24	5	Annapurna Finance, Arohan, Asirvad, AU SFB, Avanti Finance, Bandhan Bank, BSS Sonata, Cashpor, CreditAccess, ESAF SFB, Fusion, ICICI Bank, IIFL Samasta, Midland, Muthoot, NABFINS, Namra, NOCPL, Pahal, Samavesh, Samvedna, Satin, Satya, Sindhuja, Spandana, Svatantra, Swabhimaan, Utkarsh SFB, Vedika
	Gonda	25	5	Annapurna Finance, Arohan, Asirvad, AU SFB, Avanti Finance, Avanti Microfinance, Bajaj Finance, Bandhan Bank, Belstar, BSS Sonata, Cashpor, CDOT, CreditAccess, ESAF SFB, Federal Bank, Fusion, IIFL Samasta, Kamal Fincap, L&T Finance, Midland, Muthoot, Namra, Pahal, Samavesh, Satya, SIF, Spandana, Srifin, Svatantra, Utkarsh SFB

Name of State(s)/ UT(s)	Name of the District(s)	No. of MLIs present in the district	No. of Banks/ UCB/SFBs present in the district	Name of MLIs, Banks, UCB, and SFBs having microfinance operations in the district
Uttar Pradesh (UP)	Gorakhpur	40	8	ACFL, Annapurna Finance, Arohan, Asirvad, AU SFB, Bajaj Finance, Bandhan Bank, Belstar, BSS Sonata, Cashpor, CreditAccess, Digamber, Dvara KGFS, ESAF SFB, Federal Bank, Fusion, Godson, Humana, IIFL Samasta, Jana SFB, Kamal Fincap, L&T Finance, Midland, Mitrata, Muthoot, NABFINS, Namra, NOCPL, Pahal, Pragati Finserv, Prayas, Satin, Satya, Save Microfinance, SIF, Sindhuja, Spandana, Srifin, Sugmya, Suryoday SFB, Svamaan, Svasti, Svatantra, Swabhimaan, Swastik Finance, Ujjivan SFB, Utkarsh SFB, VFS Capital
	Hamirpur	15	2	Asirvad, AU SFB, Avanti Finance, Bandhan Bank, BSS Sonata, Cashpor, Fusion, IIFL Samasta, L&T Finance, Midland, Pahal, Prayatna, Samvedna, Srifin, Svamaan, Svatantra, Swabhimaan
	Hapur	26	2	Annapurna Finance, Arohan, Asirvad, Avanti Finance, Bajaj Finance, Bandhan Bank, BSS Sonata, Digamber, DIMC, DJT Microfinance, Fusion, IIFL Samasta, L&T Finance, Midland, Muthoot, P.A. Securities, Pahal, Pragati Finserv, Prayas, Samavesh, Satin, Satya, Shikhar Urban, Sindhuja, Spandana, Sugmya, Svatantra, Ujjivan SFB
	Hardoi	19	4	Arohan, Asirvad, AU SFB, Avanti Finance, Avanti Microfinance, Bajaj Finance, Bandhan Bank, BSS Sonata, CreditAccess, Digamber, Federal Bank, Fusion, IIFL Samasta, Kamal Fincap, L&T Finance, Midland, Namra, NEED, Pahal, SIF, Svatantra, Ujjivan SFB, VisionFund India
	Hathras	30	4	Annapurna Finance, Arohan, Asirvad, Bajaj Finance, Bandhan Bank, Belstar, BSS Sonata, CreditAccess, Digamber, DJT Microfinance, Federal Bank, Fusion, Humana, IIFL Samasta, L&T Finance, Light, Muthoot, Pahal, Pragati Finserv, Prayas, Satin, Satya, Save Microfinance, Shikhar Urban, Sindhuja, Spandana, Srifin, Svamaan, Svasti, Svatantra, Swabhimaan, Swastik Finance, Ujjivan SFB, Unity SFB
	Jalaun	13	3	AU SFB, Avanti Finance, Bandhan Bank, BSS Sonata, Cashpor, Federal Bank, Fusion, IIFL Samasta, L&T Finance, Midland, Pahal, Prayatna, Samvedna, Srifin, Svamaan, Swabhimaan
	Jaunpur	38	7	Annapurna Finance, Arohan, Asirvad, AU SFB, Bajaj Finance, Bandhan Bank, Belstar, BSS Sonata, Cashpor, CreditAccess, Digamber, Dvara KGFS, ESAF SFB, FCSL, Federal Bank, Fusion, Humana, ICICI Bank, IIFL Samasta, Kamal Fincap, L&T Finance, Midland, Muthoot, NABFINS, Namra, NOCPL, Pahal, Pragati Finserv, Pratyancha, Prayas, Samavesh, Samvedna, Satin, Satya, Save Microfinance, SIF, Spandana, Srifin, Sugmya, Svasti, Svatantra, Swabhimaan, Ujjivan SFB, Utkarsh SFB, Vedika
	Jhansi	20	4	Arohan, AU SFB, Avanti Finance, Avanti Microfinance, Bandhan Bank, BSS Sonata, Cashpor, Digamber, Federal Bank, Fusion, IIFL Samasta, Kamal Fincap, L&T Finance, Midland, Mitrata, Prayatna, Samvedna, Sindhuja, Spandana, Srifin, Svamaan, Svatantra, Swabhimaan, Utkarsh SFB
	Kannauj	9	4	Arohan, Asirvad, Avanti Finance, Bandhan Bank, BSS Sonata, Federal Bank, Fusion, Midland, Pahal, Prayas, Suryoday SFB, Ujjivan SFB, Zylo Micro Care
	Kanpur Dehat	7	4	Arohan, Bandhan Bank, BSS Sonata, Federal Bank, Fusion, IIFL Samasta, Jana SFB, L&T Finance, Pahal, Spandana, Utkarsh SFB
	Kanpur Nagar	16	6	Arohan, Asirvad, Avanti Finance, Avanti Microfinance, Bandhan Bank, Belstar, BSS Sonata, Cashpor, CreditAccess, ESAF SFB, Federal Bank, Fusion, Jana SFB, Muthoot, Pahal, Satya, Shikhar Urban, Srifin, Suryoday SFB, Svasti, Swastik Finance, Ujjivan SFB
	Kasganj	13	1	Annapurna Finance, Bandhan Bank, BSS Sonata, CreditAccess, DJT Microfinance, Fusion, IIFL Samasta, Light, Midland, Muthoot, Pahal, Prayas, Satin, Srifin
	Kaushambi	13	5	Annapurna Finance, Arohan, Asirvad, Bandhan Bank, BSS Sonata, Cashpor, CreditAccess, Federal Bank, Fusion, L&T Finance, Midland, NOCPL, Satin, Spandana, Suryoday SFB, Svatantra, Ujjivan SFB, Utkarsh SFB
	Kushinagar	38	7	ACFL, Annapurna Finance, Arohan, Asirvad, AU SFB, Avanti Finance, Bajaj Finance, Bandhan Bank, Belstar, BSS Sonata, Cashpor, CreditAccess, Dvara KGFS, ESAF SFB, Federal Bank, Fusion, IIFL Samasta, Jana SFB, Kamal Fincap, L&T Finance, Midland, Mitrata, Muthoot, NABFINS, Namra, NOCPL, Pahal, Pragati Finserv, Prayas, Samavesh, Satin, Satya, Save Microfinance, SIF, Sindhuja, Spandana, Srifin, Sugmya, Suryoday SFB, Svamaan, Svasti, Svatantra, Swabhimaan, Swastik Finance, Utkarsh SFB

Name of State(s)/ UT(s)	Name of the District(s)	No. of MLIs present in the district	No. of Banks/ UCB/SFBs present in the district	Name of MLIs, Banks, UCB, and SFBs having microfinance operations in the district
Uttar Pradesh (UP)	Lakhimpur Kheri	19	2	Arohan, Asirvad, AU SFB, Avanti Finance, Avanti Microfinance, Bandhan Bank, Belstar, BSS Sonata, CreditAccess, Digamber, Fusion, IIFL Samasta, Kamal Fincap, L&T Finance, Namra, P.A. Securities, Pahal, Spandana, Svasti, Svatantra, Swabhimaan
	Lalitpur	9	1	Bandhan Bank, BSS Sonata, Cashpor, Midland, Prayatna, Satin, Spandana, Srifin, Svamaan, Swabhimaan
	Lucknow	21	4	Arohan, Avanti Finance, Bandhan Bank, Belstar, BSS Sonata, CDOT, ESAF SFB, Fusion, Jana SFB, Kuber Kanak, Midland, Muthoot, Namra, NEED, Pahal, Pratyancha, Satin, Satya, Share Microfin, Spandana, Svasti, Swabhimaan, Swastik Finance, Ujjivan SFB, Vedika
	Maharajganj	36	6	Annapurna Finance, Arohan, Asirvad, AU SFB, Avanti Finance, Avanti Microfinance, Bajaj Finance, Bandhan Bank, Belstar, BSS Sonata, Cashpor, CreditAccess, Dvara KGFS, Federal Bank, Fusion, Godson, IIFL Samasta, Kamal Fincap, L&T Finance, Midland, Mitrata, Muthoot, NABFINS, Namra, NOCPL, Pahal, Prayas, Samavesh, Satin, Satya, Save Microfinance, Sindhuja, Spandana, Srifin, Suryoday SFB, Svamaan, Svasti, Svatantra, Swabhimaan, Ujjivan SFB, Utkarsh SFB, Vedika
	Mahoba	12	2	Arohan, AU SFB, Avanti Finance, Bandhan Bank, Cashpor, Fusion, IIFL Samasta, Kamal Fincap, Midland, Spandana, Srifin, Svamaan, Svatantra, Swabhimaan
	Mainpuri	3	1	Asirvad, Bandhan Bank, L&T Finance, Midland
	Mathura	35	4	Annapurna Finance, Arohan, Asirvad, Avanti Finance, Avanti Microfinance, Bajaj Finance, Bandhan Bank, Belstar, BSS Sonata, Digamber, DJT Microfinance, Fusion, Humana, IIFL Samasta, Jana SFB, L&T Finance, Light, Midland, Mitrata, Muthoot, NOCPL, Pahal, Pragati Finserv, Prayas, Samvedna, Satin, Satya, Save Microfinance, Sindhuja, Spandana, Srifin, Sugmya, Svamaan, Svasti, Svatantra, Swabhimaan, Ujjivan SFB, Utkarsh SFB, Zylo Micro Care
	Mau	26	4	Annapurna Finance, Arohan, Asirvad, AU SFB, Bajaj Finance, Bandhan Bank, BSS Sonata, Cashpor, CreditAccess, Dvara KGFS, Federal Bank, Fusion, Humana, IIFL Samasta, Kamal Fincap, L&T Finance, Midland, Muthoot, NABFINS, Namra, NOCPL, Satin, Satya, SIF, Sindhuja, Spandana, Srifin, Svasti, Svatantra, Utkarsh SFB
	Meerut	27	6	Annapurna Finance, Arohan, Asirvad, AU SFB, Bajaj Finance, Bandhan Bank, Belstar, BSS Sonata, Digamber, DIMC, DJT Microfinance, ESAF SFB, Fusion, IIFL Samasta, Jana SFB, L&T Finance, Light, Midland, Muthoot, Namra, NOCPL, Pahal, Pragati Finserv, Satin, Satya, Sindhuja, Spandana, Srifin, Sugmya, Svatantra, Swastik Finance, Ujjivan SFB, Utkarsh SFB
	Mirzapur	26	6	Annapurna Finance, Arohan, Asirvad, AU SFB, Avanti Finance, Bandhan Bank, BSS Sonata, Cashpor, CreditAccess, Digamber, DJT Microfinance, ESAF SFB, FCSL, Fusion, ICICI Bank, Kamal Fincap, L&T Finance, Midland, Muthoot, NABFINS, Namra, NOCPL, Pahal, Samvedna, Satin, Satya, Save Microfinance, Spandana, Suryoday SFB, Svasti, Svatantra, Utkarsh SFB
	Moradabad	27	5	Annapurna Finance, Arohan, Asirvad, Bajaj Finance, Bandhan Bank, Belstar, BSS Sonata, CreditAccess, Digamber, DIMC, DJT Microfinance, ESAF SFB, Federal Bank, Fusion, IIFL Samasta, Midland, Muthoot, Namra, NOCPL, Pahal, Pragati Finserv, Prayas, Samvedna, Satin, Satya, Sugmya, Svasti, Svatantra, Swabhimaan, Swastik Finance, Ujjivan SFB, Utkarsh SFB
	Muzaffarna-gar	27	8	Annapurna Finance, Arohan, Asirvad, AU SFB, Avanti Finance, Avanti Microfinance, Bajaj Finance, Bandhan Bank, Belstar, BSS Sonata, Digamber, DIMC, DJT Microfinance, ESAF SFB, Federal Bank, Fusion, IIFL Samasta, Jana SFB, Light, Midland, Muthoot, Namra, P.A. Securities, Pahal, Satin, Satya, Sindhuja, Spandana, Sugmya, Svatantra, Swabhimaan, Swastik Finance, Ujjivan SFB, Unity SFB, Utkarsh SFB
	Pilibhit	7	2	Asirvad, AU SFB, Bandhan Bank, CreditAccess, Digamber, Fusion, Midland, Muthoot, Svatantra
	Pratapgarh	15	5	Annapurna Finance, Arohan, Asirvad, AU SFB, Bandhan Bank, BSS Sonata, Cashpor, CreditAccess, Federal Bank, Fusion, ICICI Bank, L&T Finance, Muthoot, Namra, NOCPL, Pratyancha, Satin, Srifin, Svatantra, Utkarsh SFB
	Prayagraj (formerly known as Allahabad)	29	9	Annapurna Finance, Arohan, Asirvad, AU SFB, Avanti Finance, Avanti Microfinance, Bandhan Bank, Belstar, BSS Sonata, Cashpor, CreditAccess, Digamber, DJT Microfinance, ESAF SFB, Federal Bank, Fusion, ICICI Bank, IIFL Samasta, Jana SFB, Kamal Fincap, L&T Finance, Midland, Muthoot, NOCPL, Pahal, Pratyancha, Satin, Satya, Share Microfin, SIF, Spandana, Suryoday SFB, Svasti, Svatantra, Swabhimaan, Ujjivan SFB, Utkarsh SFB, Vedika

Name of State(s)/ UT(s)	Name of the District(s)	No. of MLIs present in the district	No. of Banks/ UCB/SFBs present in the district	Name of MLIs, Banks, UCB, and SFBs having microfinance operations in the district
Uttar Pradesh (UP)	Raebareli	21	5	Annapurna Finance, Arohan, Asirvad, AU SFB, Bajaj Finance, Bandhan Bank, Belstar, BSS Sonata, Cashpor, CreditAccess, Federal Bank, Fusion, IIFL Samasta, Kamal Fincap, L&T Finance, Midland, Muthoot, NOCPL, Pahal, Satin, SIF, Spandana, Suryoday SFB, Svatantra, Swabhimaan, Ujjivan SFB
	Rampur	16	3	Annapurna Finance, Asirvad, Bandhan Bank, Belstar, Digamber, DJT Microfinance, Federal Bank, Fusion, IIFL Samasta, Midland, Satin, Satya, Shikhar Urban, Spandana, Sugmya, Svatantra, Swabhimaan, Swastik Finance, Utkarsh SFB
	Saharanpur	32	8	Annapurna Finance, Arohan, Asirvad, AU SFB, Avanti Finance, Avanti Microfinance, Bajaj Finance, Bandhan Bank, Belstar, BSS Sonata, Digamber, DIMC, DJT Microfinance, ESAF SFB, Federal Bank, Fusion, IIFL Samasta, Jana SFB, L&T Finance, Light, Magenta, Midland, Muthoot, Namra, NOCPL, Pahal, Pragati Finserv, Satin, Satya, Shikhar Urban, Spandana, Srifin, Sugmya, Svatantra, Swabhimaan, Swastik Finance, Ujjivan SFB, Unity SFB, Utkarsh SFB, VFS Capital
	Sambhal	23	4	Annapurna Finance, Bajaj Finance, Bandhan Bank, Belstar, BSS Sonata, Digamber, DIMC, DJT Microfinance, ESAF SFB, Fusion, IIFL Samasta, L&T Finance, Midland, Muthoot, Pahal, Pragati Finserv, Prayas, Radhya Microfinance, Samvedna, Satin, Satya, Shikhar Urban, Sindhuja, Svatantra, Swabhimaan, Unity SFB, Utkarsh SFB
	Sant Kabir Nagar	23	6	ACFL, Annapurna Finance, Arohan, Asirvad, AU SFB, Bajaj Finance, Bandhan Bank, BSS Sonata, CreditAccess, Federal Bank, Fusion, IIFL Samasta, Kamal Fincap, L&T Finance, Midland, NABFINS, Namra, Pragati Finserv, Prayas, Samavesh, Satin, Satya, Save Microfinance, Suryoday SFB, Svamaan, Svatantra, Swabhimaan, Ujjivan SFB, Utkarsh SFB
	Shahjahan-pur	17	2	Annapurna Finance, Arohan, Asirvad, AU SFB, Bandhan Bank, BSS Sonata, CreditAccess, Digamber, Fusion, IIFL Samasta, L&T Finance, Midland, Muthoot, Pahal, Satin, Srifin, Svasti, Svatantra, Swabhimaan
	Shamli	17	5	Annapurna Finance, Arohan, Asirvad, AU SFB, Bajaj Finance, Bandhan Bank, BSS Sonata, Digamber, DIMC, DJT Microfinance, Fusion, IIFL Samasta, Jana SFB, Light, Muthoot, Satin, Satya, Srifin, Svatantra, Swastik Finance, Ujjivan SFB, Unity SFB
	Shravasti	8	3	Annapurna Finance, Asirvad, Bandhan Bank, Cashpor, Federal Bank, IIFL Samasta, L&T Finance, SIF, Srifin, Svatantra, Utkarsh SFB
	Sid-dharthnagar	26	6	Annapurna Finance, Asirvad, AU SFB, Bajaj Finance, Bandhan Bank, BSS Sonata, Cashpor, CDOT, CreditAccess, ESAF SFB, Federal Bank, Fusion, IIFL Samasta, Kamal Fincap, L&T Finance, Midland, Mitrata, Muthoot, Namra, NOCPL, Prayas, Samavesh, Satin, Satya, Save Microfinance, Sindhuja, Srifin, Suryoday SFB, Svamaan, Svatantra, Utkarsh SFB, VFS Capital
	Sitapur	29	3	Annapurna Finance, Arohan, Asirvad, AU SFB, Avanti Finance, Avanti Microfinance, Bajaj Finance, Bandhan Bank, Belstar, BSS Sonata, CreditAccess, Digamber, Federal Bank, Fusion, IIFL Samasta, Kamal Fincap, L&T Finance, Midland, Muthoot, NEED, P.A. Securities, Pahal, Pratyancha, Prayatna, SIF, Spandana, Srifin, Svasti, Svatantra, Swabhimaan, Swastik Finance, Vedika
	Sonbhadra	18	6	Arohan, Asirvad, AU SFB, Bandhan Bank, BSS Sonata, Cashpor, CreditAccess, Federal Bank, Fusion, ICICI Bank, IIFL Samasta, L&T Finance, Midland, Muthoot, NOCPL, Prayatna, Satin, SIF, Spandana, Suryoday SFB, Svamaan, Svatantra, Swabhimaan, Utkarsh SFB
	Sultanpur	27	6	Annapurna Finance, Arohan, Asirvad, AU SFB, Avanti Finance, Bajaj Finance, Bandhan Bank, Belstar, BSS Sonata, Cashpor, CreditAccess, Digamber, Dvara KGFS, ESAF SFB, Federal Bank, Fusion, ICICI Bank, IIFL Samasta, Kamal Fincap, L&T Finance, Midland, NABFINS, Namra, NOCPL, Pahal, Pratyancha, Satin, Satya, Save Microfinance, SIF, Svasti, Svatantra, Utkarsh SFB
	Unnao	17	4	Arohan, Asirvad, AU SFB, Avanti Finance, Bandhan Bank, Belstar, BSS Sonata, CDOT, Federal Bank, Fusion, L&T Finance, Muthoot, NEED, NOCPL, Pahal, Shikhar Urban, Sindhuja, Spandana, Suryoday SFB, Svasti, Swastik Finance
	Varanasi	39	10	Annapurna Finance, Arohan, Asirvad, AU SFB, Avanti Finance, Avanti Microfinance, Bandhan Bank, Belstar, BSS Sonata, Cashpor, CreditAccess, Digamber, Dvara KGFS, ESAF SFB, FCSL, Federal Bank, Fusion, ICICI Bank, IIFL Samasta, Jana SFB, Kamal Fincap, L&T Finance, Midland, Muthoot, NABFINS, Namra, NEED, NOCPL, Pahal, Pragati Finserv, Real Smart Microfinance, Prayas, Samavesh, Satin, Satya, Save Microfinance, Sindhuja, Spandana, Srifin, Sugmya, Suryoday SFB, Svasti, Svatantra, Swabhimaan, Ujjivan SFB, Unity SFB, Utkarsh SFB, Vedika, VFS Capital

Name of State(s)/ UT(s)	Name of the District(s)	No. of MLIs present in the district	No. of Banks/ UCB/SFBs present in the district	Name of MLIs, Banks, UCB, and SFBs having microfinance operations in the district
Uttarakhand (UK)	Champawat	0	1	Bandhan Bank
	Dehradun	18	6	Annapurna Finance, Arohan, Asirvad, Avanti Finance, Bandhan Bank, Belstar, DIMC, Dvara KGFS, ESAF SFB, Federal Bank, Fusion, Jana SFB, Midland, Muthoot, Namra, Pahal, Satin, Shikhar Urban, Spandana, Swastik Finance, Ujjivan SFB, Utkarsh SFB, Uttrayan, VFS Capital
	Haridwar	26	7	Annapurna Finance, Arohan, Asirvad, AU SFB, Avanti Finance, Avanti Microfinance, Bandhan Bank, Belstar, BSS Sonata, Digamber, DIMC, DJT Microfinance, Dvara KGFS, ESAF SFB, Federal Bank, Fusion, Jana SFB, Light, Midland, Muthoot, Namra, NOCPL, Pahal, Satin, Satya, Shikhar Urban, Spandana, Svatantra, Swastik Finance, Ujjivan SFB, Utkarsh SFB, Uttrayan, VFS Capital
	Nainital	13	3	Asirvad, Avanti Finance, Bandhan Bank, Belstar, BSS Sonata, Fusion, Midland, Muthoot, Pahal, Satin, Satya, Spandana, Swabhimaan, Ujjivan SFB, Utkarsh SFB, VFS Capital
	Pauri Garhwal	6	0	Annapurna Finance, Belstar, Fusion, Satin, Spandana, Swabhimaan
	Rudraprayag	1	0	Dvara KGFS
	Tehri Garhwal	1	0	Dvara KGFS
	Udham Singh Nagar	23	5	Annapurna Finance, Arohan, Asirvad, Avanti Finance, Bandhan Bank, Belstar, BSS Sonata, Digamber, DJT Microfinance, Federal Bank, Fusion, Jana SFB, Light, Midland, Muthoot, Namra, P.A. Securities, Pahal, Satin, Satya, Spandana, Svatantra, Swabhimaan, Swastik Finance, Ujjivan SFB, Utkarsh SFB, Uttrayan, VFS Capital
	Uttarkashi	1	0	Belstar
West Bengal (WB)	Alipurduar	24	4	Annapurna Finance, Arohan, ASA International India, Asirvad, Avanti Finance, Bandhan Bank, Belstar, CreditAccess, ESAF SFB, Federal Bank, Fusion, IIFL Samasta, Jagaran, L&T Finance, Muthoot, NABFINS, Pahal, Sahara Utsarga, Sampurna Financial, Satin, Satya, Servitium, Spandana, Svatantra, Ujjivan SFB, Vedika, VFS Capital, WeGrow
	Bankura	19	5	Annapurna Finance, Arohan, ASA International India, AU SFB, Bandhan Bank, Belstar, CreditAccess, Destiny, Dhosa Fincare, ESAF SFB, Federal Bank, Fusion, IIFL Samasta, Jagaran, L&T Finance, Midland, Muthoot, NABFINS, Sampurna Financial, Satin, Spandana, Svatantra, Ujjivan SFB, VFS Capital
	Birbhum	25	6	Annapurna Finance, Arohan, Asirvad, AU SFB, Avanti Finance, Avanti Microfinance, Bandhan Bank, Belstar, CreditAccess, Destiny, Dhosa Fincare, ESAF SFB, Federal Bank, Fusion, IIFL Samasta, Jagaran, Jana SFB, L&T Finance, Midland, Muthoot, NABFINS, Sahara Utsarga, Sampurna Financial, Satin, Satya, Spandana, Svatantra, Ujjivan SFB, Uttrayan, VFS Capital, WeGrow
	Cooch Behar	25	4	Annapurna Finance, Arohan, ASA International India, Asirvad, Avanti Finance, Bandhan Bank, Belstar, CreditAccess, ESAF SFB, Federal Bank, Fusion, Jagaran, Jeevan Utthan, L&T Finance, Midland, Muthoot, NABFINS, Nightingale, Pahal, Sampurna Financial, Sarala, Satin, Satya, Servitium, Svatantra, Ujjivan SFB, Vedika, VFS Capital, WeGrow
	Dakshin Dinajpur	29	4	Annapurna Finance, Arohan, Asirvad, Avanti Finance, Avanti Microfinance, Bandhan Bank, Belstar, CreditAccess, Destiny, Dhosa Fincare, ESAF SFB, Federal Bank, Grameen Shakti, IIFL Samasta, Jagaran, Janakalyan, Jeevan Utthan, L&T Finance, Midland, Muthoot, NABFINS, Pahal, Palli Pragoti, Sampurna Financial, Satin, Satya, Servitium, Spandana, Svatantra, Ujjivan SFB, Uttrayan, Vedika, VFS Capital
	Darjeeling	23	6	Annapurna Finance, Arohan, ASA International India, Asirvad, AU SFB, Bandhan Bank, Belstar, CreditAccess, ESAF SFB, Federal Bank, Fusion, IIFL Samasta, Jana SFB, L&T Finance, Midland, Muthoot, NABFINS, Palli Pragoti, Sarala, Satin, Satya, Servitium, Spandana, Sugmya, Svatantra, Ujjivan SFB, Vedika, VFS Capital, WeGrow

Name of State(s)/ UT(s)	Name of the District(s)	No. of MLIs present in the district	No. of Banks/ UCB/SFBs present in the district	Name of MLIs, Banks, UCB, and SFBs having microfinance operations in the district
West Bengal (WB)	Hooghly	24	6	Annapurna Finance, Arohan, ASA International India, Asirvad, AU SFB, Bandhan Bank, Barasat Sampark, Belstar, CreditAccess, Destiny, DJT Microfinance, ESAF SFB, Federal Bank, Fusion, IIFL Samasta, Jana SFB, L&T Finance, Muthoot, NABFINS, Sahara Utsarga, Sampurna Financial, Sarala, Satin, Satya, Spandana, Svatantra, Ujjivan SFB, Uttrayan, Vedika, VFS Capital
	Howrah	22	6	Arohan, ASA International India, Asirvad, AU SFB, Bandhan Bank, Belstar, CreditAccess, Destiny, Dhosa Fincare, DJT Microfinance, ESAF SFB, Federal Bank, IIFL Samasta, Jana SFB, L&T Finance, Muthoot, Sahara Utsarga, Sampurna Financial, Sarala, Sarwadi, Satin, Satya, Spandana, Ujjivan SFB, Uttrayan, Vector, Vedika, VFS Capital
	Jalpaiguri	26	5	Annapurna Finance, Arohan, ASA International India, Asirvad, AU SFB, Avanti Finance, Bandhan Bank, Belstar, CreditAccess, ESAF SFB, Federal Bank, Fusion, IIFL Samasta, Jagaran, L&T Finance, Midland, Muthoot, NABFINS, Pahal, Palli Pragoti, Sampurna Financial, Sarala, Satin, Satya, Servitium, Spandana, Svatantra, Ujjivan SFB, Vedika, VFS Capital, WeGrow
	Jhargram	11	2	Annapurna Finance, Arohan, Bandhan Bank, Belstar, CreditAccess, Fusion, IIFL Samasta, L&T Finance, Muthoot, NABFINS, Satin, Ujjivan SFB, Vector
	Kalimpong	4	1	Annapurna Finance, Asirvad, Bandhan Bank, Belstar, L&T Finance
	Kolkata	20	5	Arohan, ASA International India, Asirvad, Avanti Finance, Bandhan Bank, Belstar, CreditAccess, Destiny, ESAF SFB, Federal Bank, Jagaran, Jana SFB, Jeevan Utthan, L&T Finance, Sahara Utsarga, Sampurna Financial, Sarala, Sarwadi, Satin, Satya, Spandana, Ujjivan SFB, Uttrayan, Vedika, VFS Capital
	Malda	32	6	Annapurna Finance, Arohan, ASA International India, Asirvad, AU SFB, Avanti Finance, Bandhan Bank, Barasat Sampark, Belstar, CreditAccess, Destiny, Dhosa Fincare, ESAF SFB, Federal Bank, Grameen Shakti, IIFL Samasta, Jagaran, Jana SFB, Jeevan Utthan, L&T Finance, Midland, Muthoot, NABFINS, Pahal, Palli Pragoti, Sahara Utsarga, Sarala, Satin, Satya, Servitium, Spandana, Svatantra, Swastik Finance, Ujjivan SFB, Uttrayan, Vector, Vedika, VFS Capital
	Murshi-dabad	33	7	Annapurna Finance, Arohan, ASA International India, Asirvad, AU SFB, Avanti Finance, Bandhan Bank, Barasat Sampark, Belstar, CreditAccess, Destiny, Dhosa Fincare, ESAF SFB, Federal Bank, IIFL Samasta, Jagaran, Jana SFB, Janakalyan, L&T Finance, Midland, Muthoot, NABFINS, Pahal, Sahara Utsarga, Sarala, Sarwadi, Satin, Satya, Servitium, Share Microfin, Spandana, Sugmya, Svatantra, Ujjivan SFB, Utkarsh SFB, Uttrayan, Vector, Vedika, VFS Capital, WeGrow
	Nadia	31	7	Arohan, ASA International India, Asirvad, AU SFB, Avanti Finance, Bandhan Bank, Barasat Sampark, Belstar, CreditAccess, Destiny, Dhosa Fincare, DJT Microfinance, ESAF SFB, Federal Bank, Fusion, Grameen Shakti, IIFL Samasta, Jagaran, Jana SFB, Janakalyan, L&T Finance, Midland, Muthoot, NABFINS, Sahara Utsarga, Sarala, Sarwadi, Satin, Satya, Spandana, Svatantra, Ujjivan SFB, UNACCO, Utkarsh SFB, Uttrayan, Vector, Vedika, VFS Capital
	North 24 Parganas	32	7	Arohan, ASA International India, Asirvad, AU SFB, Avanti Finance, Bandhan Bank, Barasat Sampark, Belstar, CreditAccess, Destiny, Dhosa Fincare, ESAF SFB, Federal Bank, IIFL Samasta, Jagaran, Jana SFB, Janakalyan, Jeevan Utthan, Kuber Kanak, L&T Finance, LaRaksha Trust, Muthoot, NABFINS, Sahara Utsarga, Sampurna Financial, Sarala, Sarwadi, Satin, Satya, Servitium, Spandana, Svatantra, Ujjivan SFB, UNACCO, Utkarsh SFB, Uttrayan, Vedika, VFS Capital, WeGrow
	Paschim Bardhaman	19	5	Annapurna Finance, Arohan, ASA International India, Asirvad, Bandhan Bank, Belstar, CreditAccess, Dhosa Fincare, ESAF SFB, Federal Bank, Fusion, IIFL Samasta, Jana SFB, L&T Finance, Midland, Muthoot, Sampurna Financial, Sarala, Satin, Satya, Svatantra, Ujjivan SFB, Vector, VFS Capital
	Paschim Medinipur	25	5	Annapurna Finance, Arohan, ASA International India, Asirvad, AU SFB, Avanti Finance, Bandhan Bank, Belstar, CreditAccess, Dhosa Fincare, DJT Microfinance, ESAF SFB, Federal Bank, Fusion, IIFL Samasta, Jagaran, L&T Finance, Midland, Muthoot, NABFINS, Sampurna Financial, Sarwadi, Satin, Satya, Spandana, Svatantra, Ujjivan SFB, Vector, Vedika, VFS Capital

Name of State(s)/ UT(s)	Name of the District(s)	No. of MLIs present in the district	No. of Banks/ UCB/SFBs present in the district	Name of MLIs, Banks, UCB, and SFBs having microfinance operations in the district
West Bengal (WB)	Purba Bardhaman	25	6	Annapurna Finance, Arohan, Asirvad, AU SFB, Avanti Finance, Bandhan Bank, Belstar, CreditAccess, Destiny, DJT Microfinance, ESAF SFB, Federal Bank, Fusion, Grameen Shakti, IIFL Samasta, Jagaran, Jana SFB, L&T Finance, Muthoot, NABFINS, Sahara Utsarga, Sampurna Financial, Satin, Satya, Spandana, Svatantra, Ujjivan SFB, Uttrayan, Vector, Vedika, VFS Capital
	Purba Medinipur	26	8	Annapurna Finance, Arohan, ASA International India, Asirvad, AU SFB, Avanti Finance, Bandhan Bank, Belstar, CreditAccess, Dhosa Fincare, DJT Microfinance, ESAF SFB, Federal Bank, Fusion, IIFL Samasta, Jagaran, Jana SFB, Janakalyan, L&T Finance, Midland, Muthoot, NABFINS, Sampurna Financial, Sarala, Satin, Satya, Spandana, Svatantra, Ujjivan SFB, Unity SFB, Utkarsh SFB, Vector, Vedika, VFS Capital
	Purulia	14	4	Annapurna Finance, Arohan, Asirvad, Bandhan Bank, Belstar, CreditAccess, Dhosa Fincare, ESAF SFB, Federal Bank, Fusion, IIFL Samasta, L&T Finance, Midland, NABFINS, Satin, Spandana, Ujjivan SFB, VFS Capital
	South 24 Parganas	25	7	Apaarseva, Arohan, ASA International India, Asirvad, AU SFB, Avanti Finance, Avanti Microfinance, Bandhan Bank, Bank of India, Belstar, CreditAccess, Destiny, Dhosa Fincare, ESAF SFB, Federal Bank, IIFL Samasta, Jagaran, Jana SFB, Janakalyan, Jeevan Utthan, L&T Finance, NABFINS, Sahara Utsarga, Sampurna Financial, Sarala, Satin, Swayamsampurna, Ujjivan SFB, UNACCO, Uttrayan, Vedika, VFS Capital
	Uttar Dinajpur	32	4	Annapurna Finance, Arohan, ASA International India, Asirvad, Avanti Finance, Avanti Microfinance, Bandhan Bank, Barasat Sampark, Belstar, CreditAccess, Destiny, Dhosa Fincare, ESAF SFB, Federal Bank, Grameen Shakti, IIFL Samasta, Jagaran, Janakalyan, Jeevan Utthan, L&T Finance, Midland, Muthoot, NABFINS, NEED, Pahal, Palli Pragoti, Sampurna Financial, Satin, Satya, Servitium, Spandana, Svatantra, Swastik Finance, Ujjivan SFB, Uttrayan, VFS Capital

Based on self-reported data from 178 MLIs, 8 SFBs, 1 UCB, and 5 Banks.

Annexure III

Distribution of MLIs contributing data for this Report

Distribution of MLIs across State/UT and Membership Status

Name of State(s)/UT(s)	Total No. of MLIs having Headquarters in the State/UT	Out of which No. of Member MLIs	Out of which No. of Non-Member MLIs
Andhra Pradesh	1	0	1
Assam	6	5	1
Bihar	6	5	1
Chhattisgarh	1	1	0
Delhi	10	5	5
Gujarat	6	4	2
Haryana	3	2	1
Jharkhand	2	2	0
Karnataka	15	9	6
Keralam	11	6	5
Madhya Pradesh	3	3	0
Maharashtra	24	16	8
Manipur	5	5	0
Odisha	2	2	0
Punjab	2	1	1
Rajasthan	5	2	3
Tamil Nadu	36	32	4
Telangana	5	5	0
Uttar Pradesh	14	12	2
West Bengal	21	17	4
Total	**178**	**134**	**44**

Distribution of MLIs across Legal Form

Legal Form	Total No. of MLIs	Out of which No. of Member MLIs	Out of which No. of Non-Member MLIs
NBFC-MFI	85	68	17
NBFC	20	16	4
Sec. 8 Com	23	17	6
Pvt. Ltd. Com	15	10	5
Society	19	11	8
Trust	12	9	3
MACS or Cooperative	4	3	1
Total	**178**	**134**	**44**

Distribution of MLIs across Size (GLP Base)

Size	Gross Loan Portfolio Band (in ₹ Cr.)	No. of MLIs	Percentage (%) share
Nano	< ₹100 Cr.	109	61%
Small	> ₹100 Cr. and < ₹500 Cr.	30	17%
Medium	> ₹500 Cr. and <₹2,000 Cr.	19	11%
Large	> ₹2,000 Cr. and <₹5,000 Cr.	8	4%
Very Large	> ₹5,000 Cr	12	7%
Total		**178**	

Distribution of MLIs across Region and State/UT

Region	States/Union Territories	No. of MLIs
North	**Delhi (10), Haryana (3), Rajasthan (5), Punjab** (2) Chandigarh, Himachal Pradesh, Jammu & Kashmir, Ladakh	20
East	**Bihar (6) , Odisha (2) , Jharkhand (2), West Bengal (21)**, Andaman & Nicobar Islands	31
West	**Gujarat (6) , Maharashtra (24)**, Goa, Dadra and Nagar Haveli & Daman and Diu	30
South	**Andhra Pradesh (1), Karnataka (15), Keralam (11), Tamil Nadu (36), Telangana (5)**, Puducherry, Lakshadweep Islands	68
North-East	**Assam (6), Manipur (5)**, Tripura, Nagaland, Sikkim, Meghalaya, Mizoram, Arunachal Pradesh	11
Central	**Madhya Pradesh (3), Uttar Pradesh (14), Chhattisgarh (1)**, Uttarakhand	18
Total		**178**

Annexure IV

Profile of MLIs, Commercial Banks, UCB, and SFBs that contributed data for this Report

(I) (A) List of MLIs with Gross Loan Portfolio < ₹100 Cr.

Sl. No	Name of MLI	Legal Form	State/UT
1	Aarthsiddhi Services Pvt. Ltd.	Pvt. Ltd. Com.	Maharashtra
2	Agora Microfinance India Ltd. (AMIL)	NBFC-MFI	Maharashtra
3	Ahilya Gramin Livelihood Foundation	Sec. 8 Com.	Bihar
4	Ajaaya Development Foundation	Sec. 8 Com.	Tamil Nadu
5	Ajagar Finance Pvt. Ltd.	NBFC-MFI	Assam
6	Anik Financial Services Pvt. Ltd.	NBFC-MFI	Maharashtra
7	Apaarseva Foundation	Sec. 8 Com.	West Bengal
8	Aparajita Mahila Sangh	Society	Madhya Pradesh
9	ASA International India Microfinance Ltd.	NBFC-MFI	West Bengal
10	Avanti Microfinance Pvt. Ltd.	NBFC-MFI	Karnataka
11	Aviral Finance Pvt. Ltd.	NBFC-MFI	Chhattisgarh
12	Barasat Sampark	Society	West Bengal
13	Bharathi Women Development Centre (BWDC)	Society	Tamil Nadu
14	Blaze Trust	Trust	Tamil Nadu
15	Ceejay Microfin Ltd.	NBFC-MFI	Gujarat
16	Centre for Development Orientation and Training (CDOT)	Society	Bihar
17	Centre For Promotion of Sustainable Livelihood (CPSL)	Society	Bihar
18	Chanura Microfin Manipur (CMM)	Society	Manipur
19	Citta Plus Consultancy Pvt. Ltd.	Pvt. Ltd. Com.	Tamil Nadu
20	DAWN Trust	Trust	Tamil Nadu
21	Destiny Finco Pvt. Ltd.	NBFC-MFI	West Bengal
22	Dora Trust	Trust	Keralam
23	Fingel Management Services Pvt. Ltd.	Pvt. Ltd. Com.	Maharashtra
24	Finsigma Inclusive Services Pvt. Ltd.	Pvt. Ltd. Com.	Tamil Nadu
25	Forum for Rural Environment and Economic Development (FREED)	Society	Keralam
26	Friends Capital Services Ltd. (FCSL)	NBFC	Delhi
27	Godson Microfinance Federation	Sec. 8 Com.	Uttar Pradesh
28	Grameen Development & Finance Pvt. Ltd. (GDFPL)	NBFC-MFI	Assam
29	Gramin Mahila Swayamsiddha Sangh (GMSS)	Society	Maharashtra
30	GU Financial Services Pvt. Ltd.	NBFC-MFI	Odisha
31	Hindusthan Microfinance Pvt. Ltd. (HMPL)	NBFC-MFI	Maharashtra
32	Janashree Microfin Ltd.	NBFC-MFI	Keralam
33	Jeevan Utthan Financial Services Pvt. Ltd.	NBFC	West Bengal
34	Jigyasa Livelihood Promotions Micro Finance Foundation	Sec. 8 Com.	Madhya Pradesh
35	Jivanshakti Micro Services Federation	Sec. 8 Com.	Maharashtra
36	JMJ Microfin Pvt. Ltd.	NBFC-MFI	Tamil Nadu
37	Keshava Prabha Microfin Pvt. Ltd.	NBFC-MFI	Keralam
38	Kuber Kanak Microfinance Association	Sec. 8 Com.	Uttar Pradesh
39	LaRaksha Impact Finance Enterprises Pvt. Ltd.	NBFC	Tamil Nadu
40	LaRaksha Social Impact Trust	Trust	Tamil Nadu
41	Life Foundation	Trust	Keralam
42	LOLC India Finance Pvt. Ltd.	NBFC-MFI	Maharashtra
43	Magalir Micro Capital Pvt. Ltd.	NBFC-MFI	Tamil Nadu
44	Magenta Finance Services Pvt. Ltd.	NBFC-MFI	Delhi
45	Magilchi Foundation	Trust	Tamil Nadu
46	Microcredit Initiative of Grameen (MIG)	Sec. 8 Com.	Keralam
47	Nanayasurabhi Development Financial Services (NDFS)	Sec. 8 Com.	Tamil Nadu

Sl. No	Name of MLI	Legal Form	State/UT
48	Nav Bharat Jagriti Kendra (NBJK)	Society	Jharkhand
49	NEED Livelihood Microfinance Pvt. Ltd.	NBFC-MFI	Uttar Pradesh
50	Neyyattinkara Integral Development Society (NIDS)	Society	Keralam
51	Opportunity Microfinance India Ltd.	NBFC-MFI	Karnataka
52	P.A. Securities Pvt. Ltd.	NBFC	Delhi
53	PAFT Finance Ltd.	NBFC	Tamil Nadu
54	Palli Pragoti Financial Services Pvt. Ltd.	NBFC	West Bengal
55	Planned Social Concern (PSC)	Sec. 8 Com.	Rajasthan
56	Pratyancha Financial Services Ltd.	NBFC	Uttar Pradesh
57	Prayas Financial Services Pvt. Ltd.	NBFC-MFI	Haryana
58	Prayatna Microfinance Ltd.	NBFC-MFI	Delhi
59	Prochesta Thrift & Credit Co-Operative Society Asom Ltd.	MACS or Cooperative	Assam
60	Pustikar Sakh Sahakari Samiti Ltd.	MACS or Cooperative	Rajasthan
61	Radhya Micro Finance Pvt. Ltd.	NBFC-MFI	Uttar Pradesh
62	Rajasthan Shram Sarathi Association	Sec. 8 Com.	Rajasthan
63	Real Smart Microfinance Association	Sec. 8 Com.	Uttar Pradesh
64	Rors Finance Pvt. Ltd.	NBFC-MFI	Karnataka
65	Sahara Gramin Mahila Swayamsiddha Sangh, Sinnar	Society	Maharashtra
66	Sahara Utsarga Welfare Society (SUWS)	Society	West Bengal
67	Sahrudaya Wesco Credit	Trust	Keralam
68	Sai Mithra Micro Care Foundation	Sec. 8 Com.	Tamil Nadu
69	Samavesh Finserve Pvt. Ltd.	NBFC-MFI	Uttar Pradesh
70	Sampada Entrepreneurship & Livelihoods Foundation (SELF)	Sec. 8 Com.	Maharashtra
71	Samruddhi Welfare Development Foundation	Sec. 8 Com.	Maharashtra
72	Samvedna Microfinance Pvt. Ltd.	NBFC-MFI	Uttar Pradesh
73	Sankalp Gramin Mahila Swayamsiddha Sangh, Junnar	Society	Maharashtra
74	Sarvam Charitable Trust	Trust	Tamil Nadu
75	Sarvodaya Nano Finance Ltd.	NBFC	Tamil Nadu
76	Sarwadi Finance Pvt. Ltd.	NBFC-MFI	West Bengal
77	Satra Development Finance Pvt. Ltd.	NBFC-MFI	Assam
78	SEED Capital Pvt. Ltd.	NBFC	Bihar
79	Self Employment Voluntary Association, Manipur	Society	Manipur
80	Sharan Welfare Foundation	Sec. 8 Com.	Madhya Pradesh
81	Share Microfin Ltd.	NBFC-MFI	Telangana
82	Shree Marikamba Micro Finance Pvt. Ltd.	NBFC-MFI	Karnataka
83	Shroff Capital and Finance Pvt. Ltd.	NBFC-MFI	Gujarat
84	Social Economic Action Trust (SEAT)	Trust	Manipur
85	South Indian Credits Ltd. (SICL)	NBFC-MFI	Keralam
86	Sree Annai Meenashi Arakattalai	Trust	Tamil Nadu
87	Stree Shakti Gramin Mahila Swayamsiddha Sangh, Supa	Society	Maharashtra
88	Subiksham Grameen Society	Society	Tamil Nadu
89	Subiksham Women's Welfare Foundation	Sec. 8 Com.	Tamil Nadu
90	Sushravya Upliftment Foundation	Sec. 8 Com.	Karnataka
91	Swarnodhayam Credits Pvt. Ltd.	NBFC	Tamil Nadu
92	Swastik Finance Ltd.	NBFC	Punjab
93	Swayamsampurna Mutual Benefit Trust	Trust	West Bengal
94	The Leima Thrift & Credit Cooperative Society Ltd.	Society	Manipur
95	The Saath Saving and Credit Cooperative Society Ltd.	MACS or Cooperative	Gujarat
96	Tuvis Foundation	Sec. 8 Com.	Maharashtra
97	UNACCO Financial Services Pvt. Ltd.	NBFC-MFI	Assam
98	Vaasavi IVF Micro Finance Pvt. Ltd.	NBFC-MFI	Tamil Nadu
99	Valar Aditi Social Finance Pvt. Ltd.	NBFC-MFI	Tamil Nadu

Sl. No	Name of MLI	Legal Form	State/UT
100	Virutcham Microfinance Ltd.	NBFC-MFI	Tamil Nadu
101	VisionFund India Pvt. Ltd.	NBFC-MFI	Tamil Nadu
102	Vivardhana Microfinance Ltd.	NBFC-MFI	Tamil Nadu
103	Vruksha Microfin Pvt. Ltd.	NBFC-MFI	Tamil Nadu
104	WeGrow Financial Services Pvt. Ltd.	NBFC-MFI	West Bengal
105	Welfare Organisation for Multipurpose mass Awareness Network-WOMAN	Society	Tamil Nadu
106	Wesghats Finance Ltd.	NBFC	Tamil Nadu
107	Worth-Rich Micro Foundation	Sec. 8 Com.	Telangana
108	YVU Financial Services Pvt. Ltd.	NBFC-MFI	Manipur
109	Zylo Micro Care Foundation	Sec. 8 Com.	Delhi

(I) (B) List of MLIs with Gross Loan Portfolio > ₹100 Cr. and < ₹500 Cr.

Sl. No.	Name of MLI	Legal Form	State/UT
1	Adi Chitragupta Finance Ltd. (ACFL)	NBFC-MFI	Bihar
2	Annapurna Mahila Cooperative Credit Society Ltd.	MACS or Cooperative	Maharashtra
3	BWDA Finance Ltd.	NBFC-MFI	Tamil Nadu
4	Dhosa Fincare Pvt. Ltd.	Pvt. Ltd. Com.	West Bengal
5	Digamber Capfin Ltd.	NBFC-MFI	Rajasthan
6	Disha India Micro Credit (DIMC)	Sec. 8 Com.	Uttar Pradesh
7	DJT Microfinance Pvt. Ltd.	NBFC-MFI	Uttar Pradesh
8	Grameen Shakti Microfinance Services Pvt. Ltd.	NBFC-MFI	West Bengal
9	Humana Financial Services Pvt. Ltd.	NBFC-MFI	Delhi
10	IDF Financial Services Pvt. Ltd.	NBFC-MFI	Karnataka
11	Jagaran Microfin Pvt. Ltd.	NBFC-MFI	West Bengal
12	Janakalyan Financial Services Pvt. Ltd.	NBFC-MFI	West Bengal
13	M Power Micro Finance Pvt. Ltd.	NBFC-MFI	Maharashtra
14	Mitrata Inclusive Financial Services Ltd.	NBFC-MFI	Haryana
15	Nightingale Finvest Pvt. Ltd.	NBFC-MFI	Assam
16	Rashtriya Seva Samithi (RASS)	Society	Andhra Pradesh
17	Sahyog Development Services	Sec. 8 Com.	Bihar
18	Sanghamithra Rural Financial Services (SRFS)	NBFC-MFI	Karnataka
19	Sarala Development & Microfinance Pvt. Ltd.	NBFC-MFI	West Bengal
20	Save Financial Managements Pvt Ltd	Pvt. Ltd. Com.	Karnataka
21	Servitium Micro Finance Pvt. Ltd.	NBFC-MFI	West Bengal
22	Shikhar Urban and Rural Pvt. Ltd. (SURE)	Pvt. Ltd. Com.	Delhi
23	Srifin Credit Pvt. Ltd.	NBFC-MFI	Telangana
24	Sugmya Finance Pvt. Ltd.	NBFC	Uttar Pradesh
25	UFin Financial Services Ltd.	NBFC-MFI	Tamil Nadu
26	Unnatti Finserv Pvt. Ltd.	NBFC	Maharashtra
27	Uttrayan Financial Services Ltd.	NBFC-MFI	West Bengal
28	Vanchinad Finance Pvt. Ltd.	NBFC	Keralam
29	Vector Finance Pvt. Ltd.	NBFC-MFI	West Bengal
30	Velicham Finance Pvt. Ltd.	NBFC	Tamil Nadu

(I) (C) List of MLIs with Gross Loan Portfolio > ₹500 Cr. and <₹2,000 Cr.			
Sl. No.	**Name of MLI**	**Legal Form**	**State/UT**
1	Avanti Finance Pvt. Ltd.	NBFC	Karnataka
2	Bajaj Finance Ltd.	NBFC	Maharashtra
3	Dvara Kshetriya Gramin Financial Services Pvt. Ltd.	NBFC	Tamil Nadu
4	Kamal Fincap Pvt. Ltd.	Pvt. Ltd. Com.	Rajasthan
5	Light Microfinance Pvt. Ltd.	NBFC-MFI	Gujarat
6	Namra Finance Ltd.	NBFC-MFI	Gujarat
7	Navachetana Livelihoods Pvt. Ltd.	Pvt. Ltd. Com.	Karnataka
8	PAFT Inclusive Financial Services Pvt. Ltd.	Pvt. Ltd. Com.	Tamil Nadu
9	Pragati Finserv Pvt. Ltd.	Pvt. Ltd. Com.	Telangana
10	REPCO Micro Finance Ltd.	NBFC-MFI	Tamil Nadu
11	Sampurna Financial Services Pvt. Ltd.	Pvt. Ltd. Com.	West Bengal
12	Save Microfinance Pvt. Ltd.	NBFC-MFI	Delhi
13	Sindhuja Microcredit Pvt.Ltd.	NBFC-MFI	Uttar Pradesh
14	South India Finvest Pvt. Ltd. (SIF)	NBFC-MFI	Tamil Nadu
15	Svamaan Financial Services Pvt. Ltd.	NBFC-MFI	Maharashtra
16	Svasti Microfinance Pvt. Ltd.	NBFC-MFI	Maharashtra
17	Swabhimaan Finance Pvt. Ltd.	Pvt. Ltd. Com.	Uttar Pradesh
18	Vedika Credit Capital Ltd.	NBFC-MFI	Jharkhand
19	VFS Capital Ltd.	NBFC-MFI	West Bengal

(I) (D)List of MLIs with Gross Loan Portfolio > ₹2,000 Cr. and <₹5,000 Cr.			
Sl. No	**Name of MLI**	**Legal Form**	**State/UT**
1	Asirvad Microfinance Ltd.	NBFC-MFI	Keralam
2	CASHPOR Micro Credit	NBFC-MFI	Uttar Pradesh
3	Midland Microfin Ltd.	NBFC-MFI	Punjab
4	NABFINS Ltd.	NBFC-MFI	Karnataka
5	New Opportunity Consultancy Pvt. Ltd. (NOCPL)	Pvt. Ltd. Com.	Maharashtra
6	Pahal Financial Services Pvt. Ltd.	NBFC-MFI	Gujarat
7	SATYA MicroCapital Ltd.	NBFC-MFI	Delhi
8	Spandana Sphoorty Financial Ltd.	NBFC-MFI	Telangana

(I) (E)List of MLIs with Gross Loan Portfolio >₹5,000 Cr.			
Sl. No	**Name of MLI**	**Legal Form**	**State/UT**
1	Annapurna Finance Pvt. Ltd.	NBFC-MFI	Odisha
2	Arohan Financial Services Ltd.	NBFC-MFI	West Bengal
3	Belstar Microfinance Ltd.	NBFC-MFI	Tamil Nadu
4	BSS Sonata Microcredit Ltd.	Pvt. Ltd. Com.	Karnataka
5	CreditAccess Grameen Ltd. (CAGL)	NBFC-MFI	Karnataka
6	Fusion Finance Ltd.	NBFC-MFI	Delhi
7	IIFL Samasta Finance Ltd.	NBFC-MFI	Karnataka
8	L&T Finance Ltd.	NBFC	Maharashtra
9	Muthoot Microfin Ltd.	NBFC-MFI	Maharashtra
10	Satin Creditcare Network Ltd. (SCNL)	NBFC-MFI	Haryana
11	Shri Kshethra Dharmasthala Rural Development Project (SKDRDP)	Trust	Karnataka
12	Svatantra Microfin Ltd.	NBFC-MFI	Maharashtra

(II) List of Commercial Banks

Sl. No	Name of Commercial Bank	State
1	Bandhan Bank	West Bengal
2	Bank of India	Maharashtra
3	Federal Bank	Keralam
4	ICICI Bank	Maharashtra
5	Karur Vysya Bank	Tamil Nadu

(III) List of Small Finance Banks (SFBs) and Urban Cooperative Bank

Sl. No	Name of SFB and UCB	Legal Form	State
1	AU Small Finance Bank	Small Finance Bank	Rajasthan
2	Equitas Small Finance Bank	Small Finance Bank	Tamil Nadu
3	ESAF Small Finance Bank	Small Finance Bank	Keralam
4	Jana Small Finance Bank	Small Finance Bank	Karnataka
5	Suryoday Small Finance Bank	Small Finance Bank	Maharashtra
6	Ujjivan Small Finance Bank	Small Finance Bank	Karnataka
7	Unity Small Finance Bank	Small Finance Bank	Maharashtra
8	Utkarsh Small Finance Bank	Small Finance Bank	Uttar Pradesh
9	SEWA Bank	Urban Cooperative Bank	Gujarat

नाबार्ड

छोटी बचत साझा शक्ति उज्ज्वल भविष्य

लगभग
17 करोड़
ग्रामीण परिवार लाभान्वित एसएचजी-बैंक लिंकेज कार्यक्रम के माध्यम से

145.6 लाख
स्वयं सहायता समूहों की बैंकों में बचत

नाबार्ड: देता है स्वयं सहायता समूहों को शक्ति, जिससे आती है वित्तीय आत्मनिर्भरता और बनती है नई आजीविकाएँ और नए उद्यम

Sa-Dhan
Fostering Inclusive Impact Finance

THE BHARAT MICROFINANCE REPORT

2026

Supported by:

NABARD

Sa-Dhan
D-26, Ground Floor, South Extension Part-II
New Delhi–110049 Tel: +91-11-47174400
E-mail: sro@sa-dhan.org |Web: www.sa-dhan.net